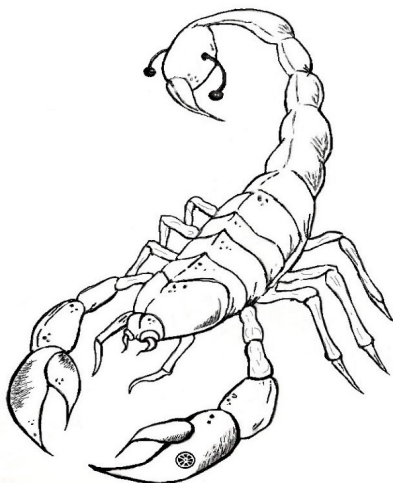



Scorpion Piercings



Ear, Face, Body and Surface

Piercing Aftercare



@SCORPIONPIERCINGS1

Pod No. 12, The Courtyard, Laidler's Enterprise Park (Secret Garden), Double Row, Seaton
Delaval, NE25 0PP

A new piercing can be tender, swollen, itchy and slightly red and can remain so for a few days or weeks.

Successful healing requires a strict aftercare regime.

Neglecting to care for the piercing and bad habits, will almost certainly lead to issues.

Harsh chemicals, table / rock salts, soaps, essential oils and creams may not improve your healing. In most cases, they tend to delay the healing; therefore, I highly recommend a sterile saline wash.

Do:

- ◆ Wash your hands thoroughly before touching the piercing
- ◆ Spray the front and back of your piercing with your sterile saline solution
- ◆ Tighten the balls by twisting them to the right—daily
- ◆ Use a cottonbud or lint free pad to remove any crusty discharge from around the piercing
- ◆ Pat dry with a non-woven gauze or paper towel
- ◆ Follow these instructions 2-3 times daily for a minimum of 4 weeks; thereafter once a day until healed

Do not:

- ◆ Play with your jewellery
- ◆ Touch with unwashed hands
- ◆ Use cotton wool to clean the area
- ◆ Swim for 24 hours after the piercing
- ◆ Pick / force any crust or discharge from the piercing site
- ◆ Twist or turn the jewellery whilst dry
- ◆ Wear tight clothing over a new piercing
- ◆ Use table, rock or Himalayan salts

(Salt water solution - use half cup boiled, luke warm water with 1/4 teaspoon of salt (sea salt) to clean your new piercing)

If a piercing is consistently slept on or constantly moves due to the larger sized initial jewellery, the angle of the piercing can be distorted - "migration".; downsizing your jewellery may prevent this.

Healing times can only be a rough guide as everyone heals at different rates;

6 to 8 weeks:

- ◆ Ear Lobe (During this time you should not change your jewellery)
- ◆ Eyebrow
- ◆ Septum
- ◆ Tongue (After 7-10 days, downsizing can be done)

3 to 4 months:

- ◆ Labret, Madonna, Medusa, Monroe, Ashley, Side Labret
- ◆ Snake Bite or Spider Bite
- ◆ Dimples/Cheeks
- ◆ Dermal Anchor / Implant

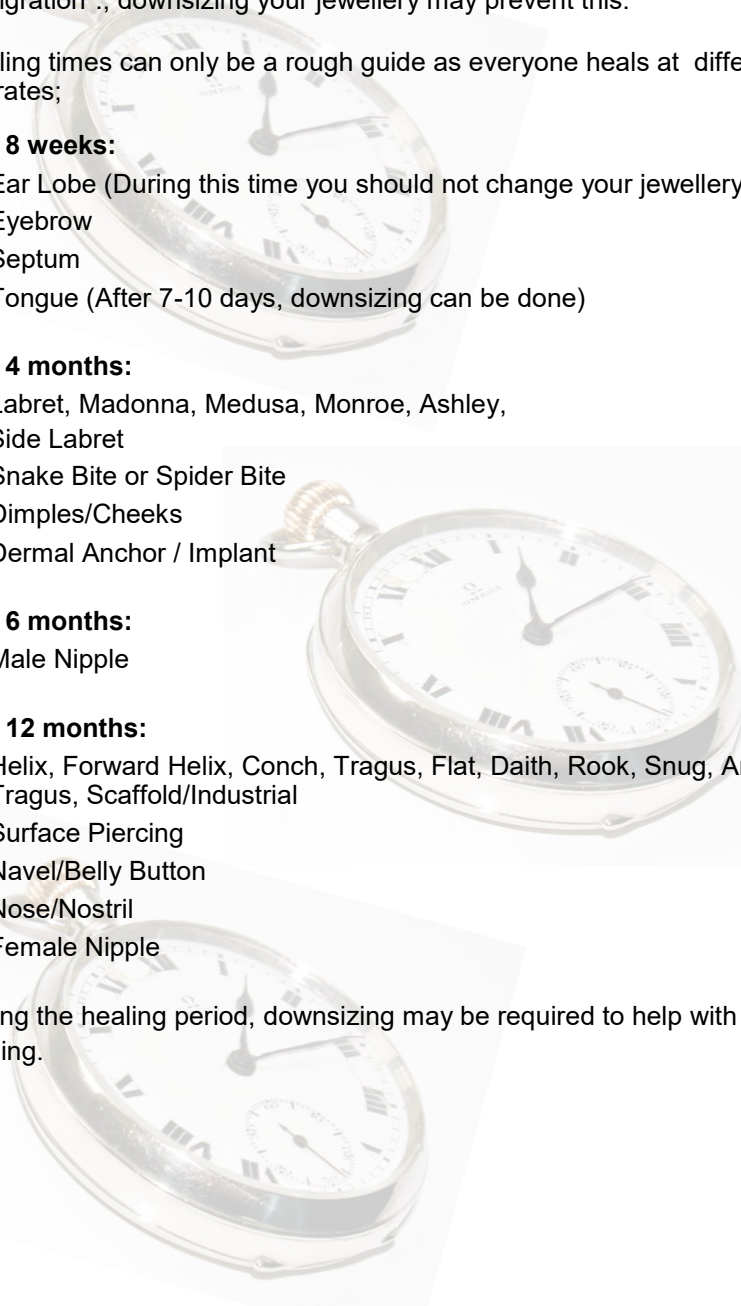
4 to 6 months:

- ◆ Male Nipple

9 to 12 months:

- ◆ Helix, Forward Helix, Conch, Tragus, Flat, Daith, Rook, Snug, Anti Tragus, Scaffold/Industrial
- ◆ Surface Piercing
- ◆ Navel/Belly Button
- ◆ Nose/Nostril
- ◆ Female Nipple

During the healing period, downsizing may be required to help with healing.



Your initial piercing was performed with grade23 titanium jewellery that may be slightly longer or larger in diameter than you will want for your end result.

This is to allow for potential swelling of the surrounding tissue and to aid cleaning.

Once the swelling, if any, has settled, please book back in for a jewellery downsize/change and I can also perform a health check on your piercing.

I would usually recommend you come back 6 to 8 weeks after the initial piercing, or sooner ,if swelling has gone or you are experiencing any problems.

A lot of common concerns with your piercing are NOT an infection, however if you are concerned, please don't hesitate to contact me with ANY questions or concerns you may have with your piercing.

While infection is rare, it is essential to seek immediate professional medical advice at the first signs of infection.

Symptoms can include:

- ◆ Sudden onset of swelling, excessive bleeding or discharge of yellow, green or dark coloured fluid. Redness is normal, but excessive redness and/or red stripes coming from the piercing are indicative of a more serious infection.
- ◆ Fever, upset stomach, vomiting and dizziness can also point towards an infection.

Should you experience any of those symptoms, please seek medical advice from your GP immediately.

I am unable to give you medical advice.