

ANNUAL REPORT

EAST DUNDEE FIRE DISTRICT



2022

OPERATIONS

East Dundee Fire District (EDFD) responded to **1,745** incidents during 2022, with a total of **3,500** apparatus responses (including aid agencies), spending **1,784** hours and **58** minutes of time. **1,442** calls were during the hours of 6 AM to 10 PM and the other **303** were during the hours from 10 PM to 6 AM.

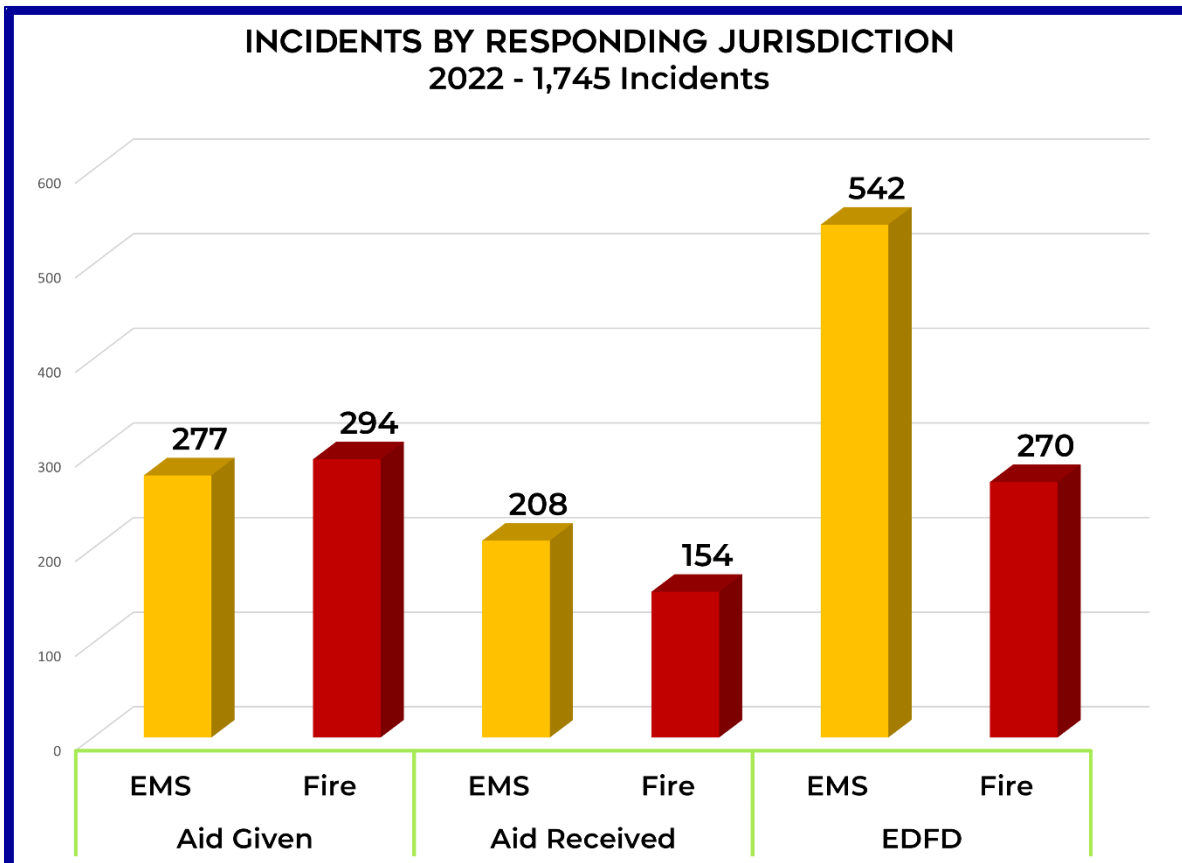
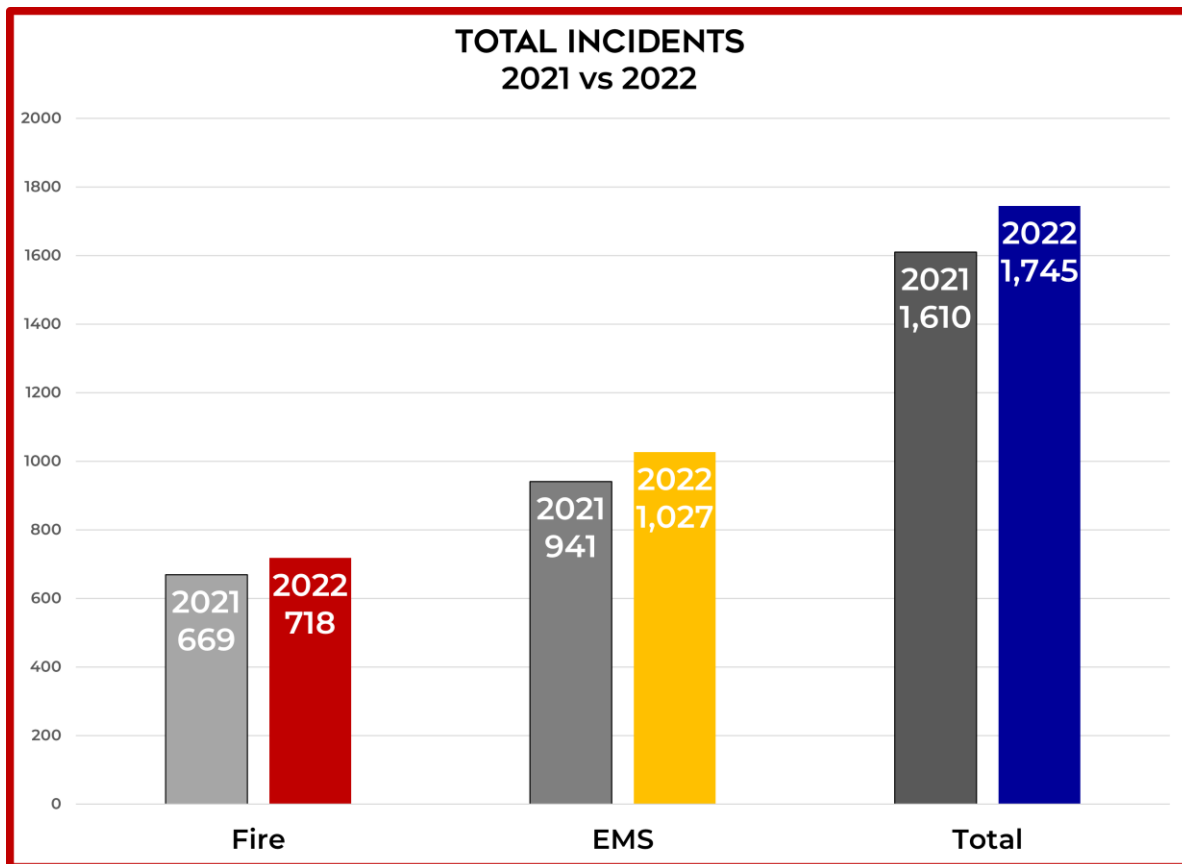
The ratio of EMS incidents to Fire incidents was **59%** to **41%**, respectively. There was a total of **718** Fire related calls for the year. EMS related calls for the year were **1,027**, including a total of **878** patients treated, with **534** of those transported to area hospitals. COVID-19 was suspected or confirmed in **49** patients.

Overlapping calls (at least one other call at the same time) represents approximately **27%** (**474** incidents) of the total call volume (**1,745** incidents). Out of that total, there were **333** overlapping incidents (**19%**) that occurred within the EDFD district.

During 2022, EDFD averaged **1.97** Fire calls per day and **2.81** EMS calls per day for an overall daily average of **4.78** calls per day which is **8%** more than last year. The average Response Time for first arriving units, on **1,042** incidents that occurred in 2022 was **8 minutes 6 seconds**.

TOTAL INCIDENTS			
	2022	2021	Percentage
January	132	98	35%
Febuary	111	97	14%
March	136	113	20%
April	114	119	-4%
May	166	132	26%
June	134	159	-16%
July	168	155	8%
August	145	187	-22%
September	153	153	0%
October	173	142	22%
November	150	127	18%
December	160	128	25%
TOTAL	1742	1610	8%

OPERATIONS

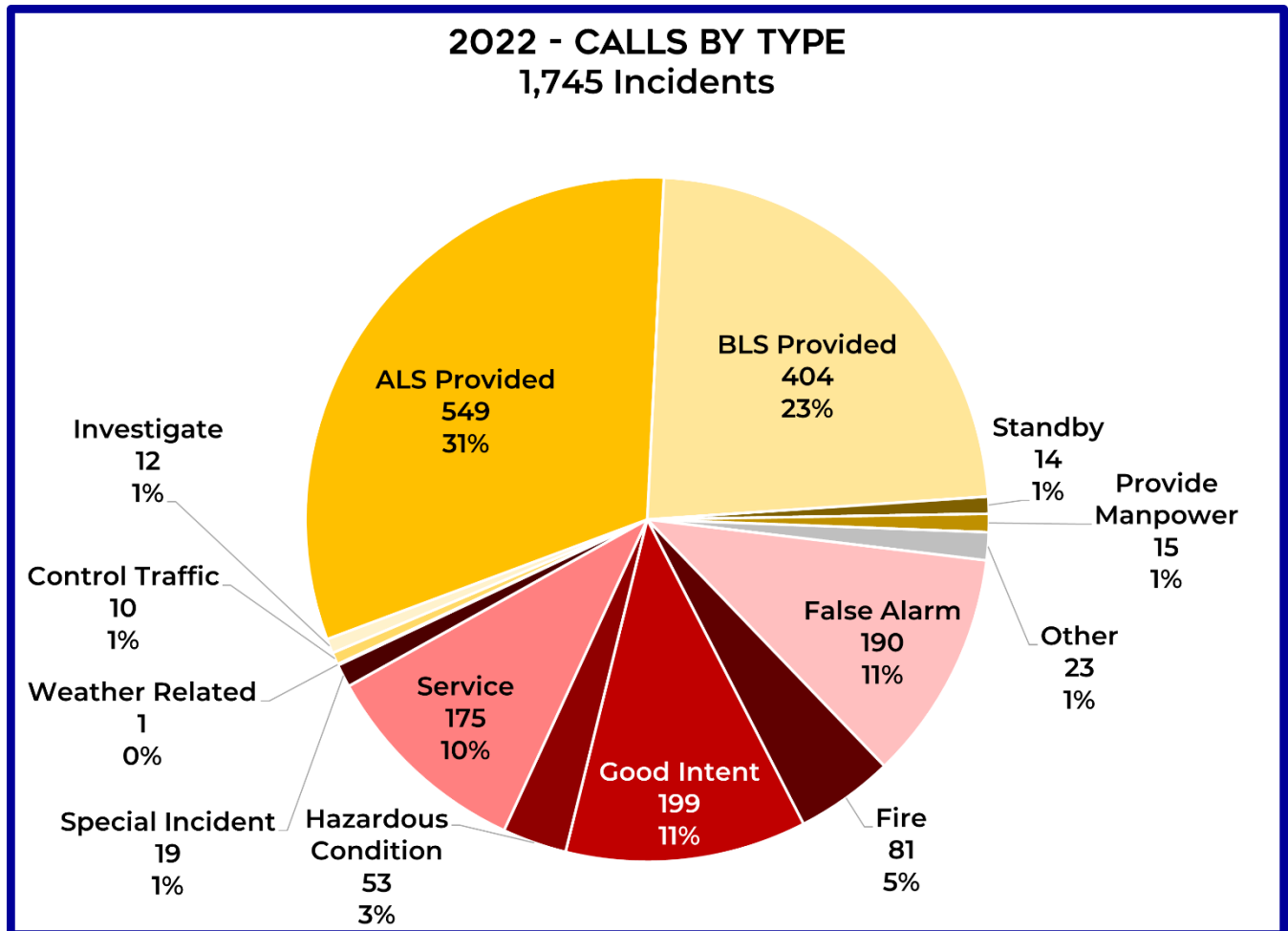


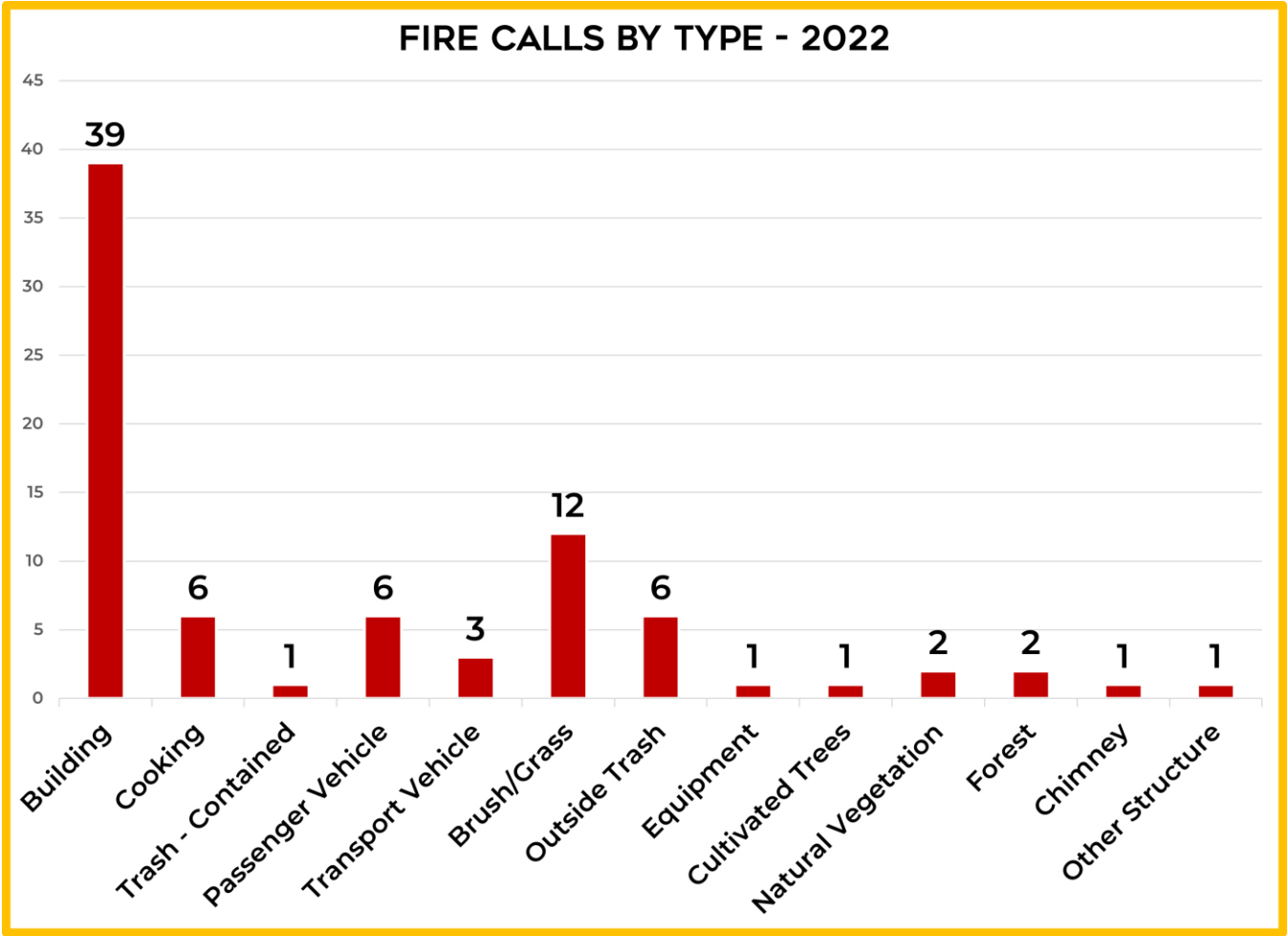
OPERATIONS

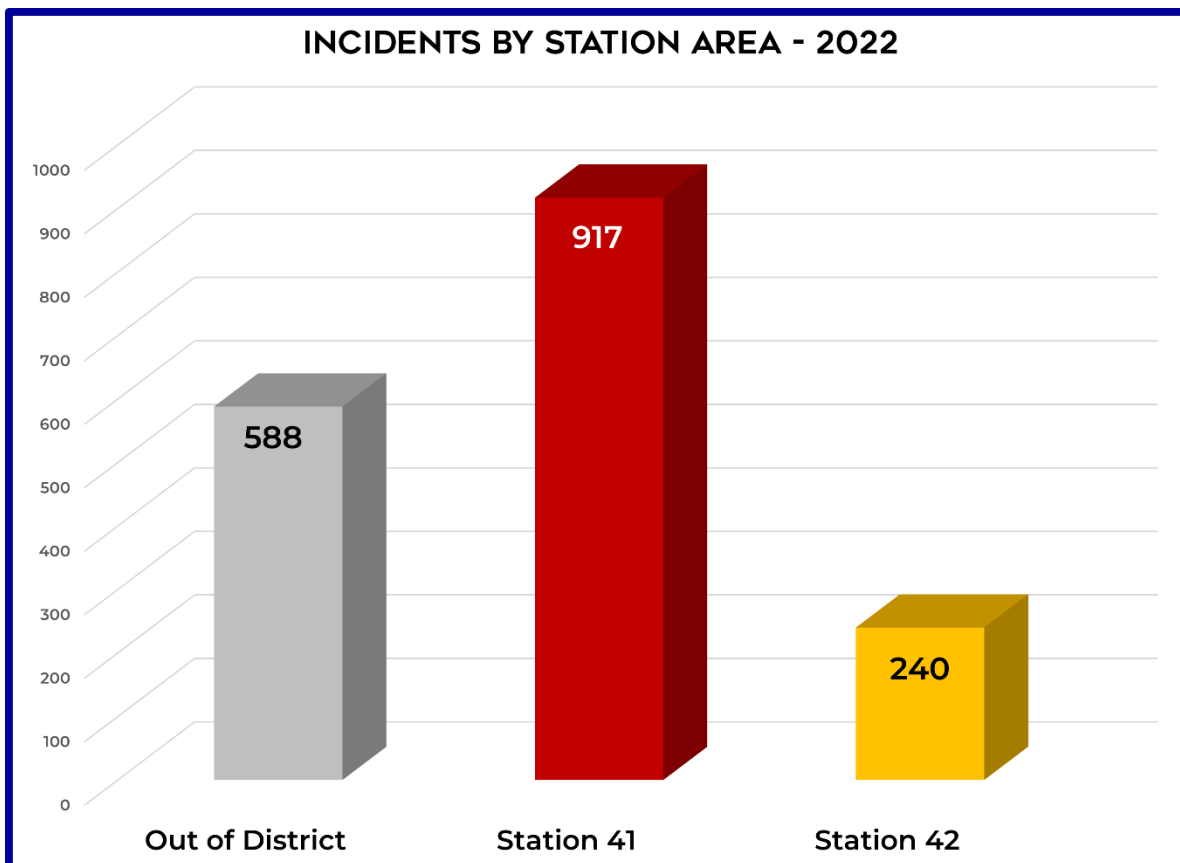
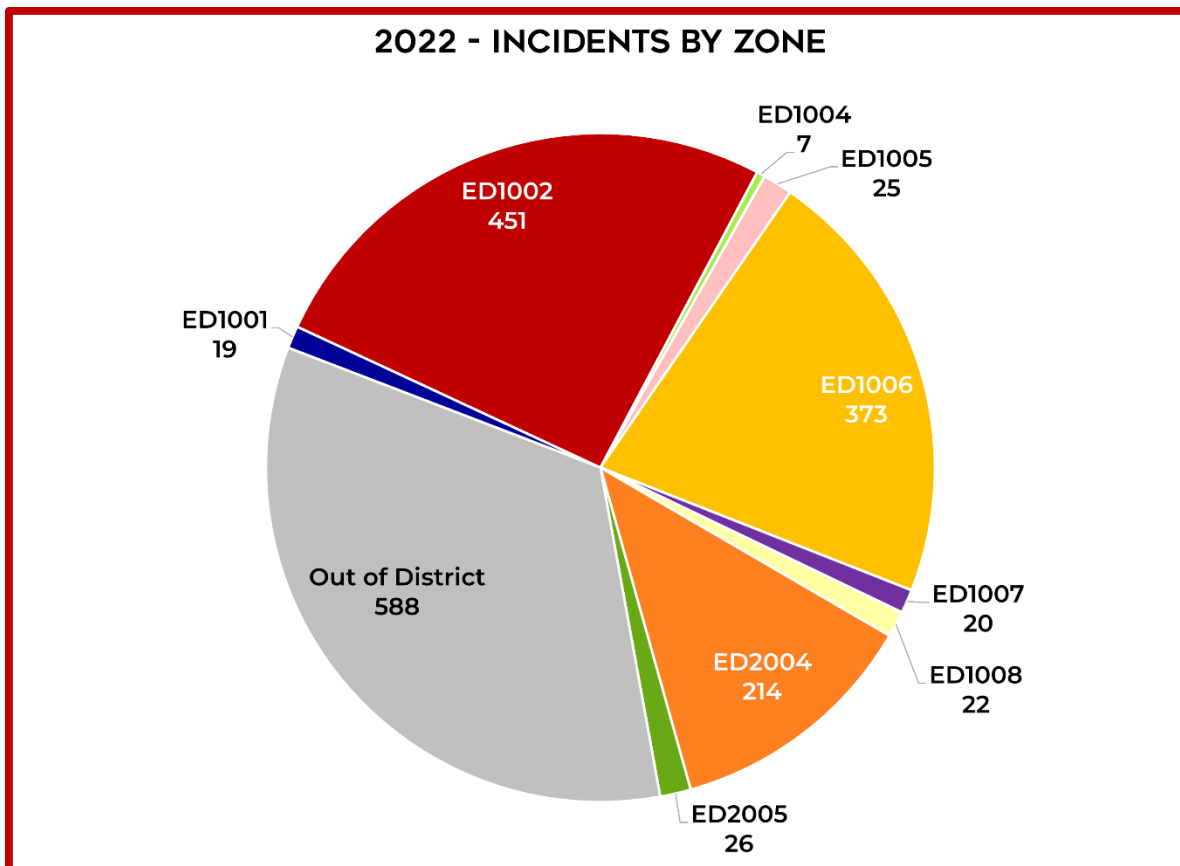
FIRE AND EMS CALL BREAKDOWN BY PRIMARY ACTION 2022

Fires	81
Hazardous Condition	53
Service Call	175
Good Intent	199
False Alarm	190
Other Assistance	19
FIRE CALLS TOTAL	717

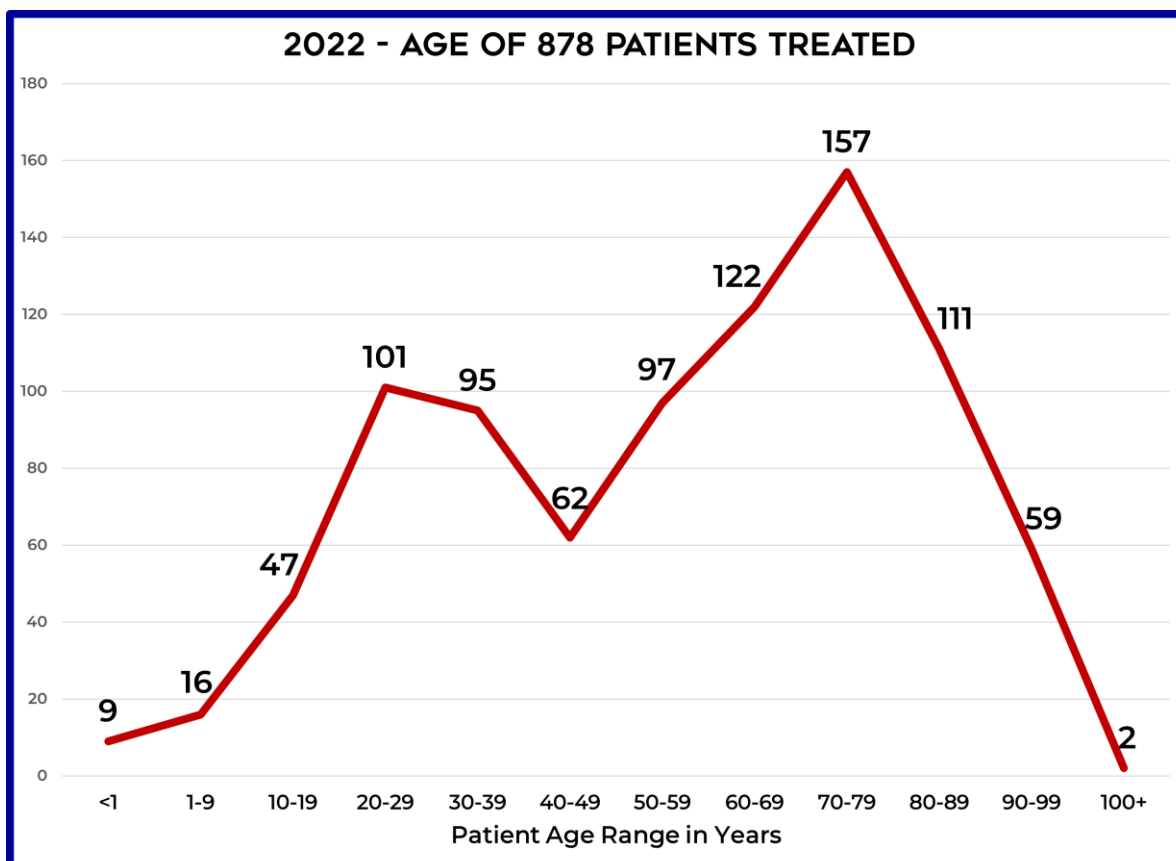
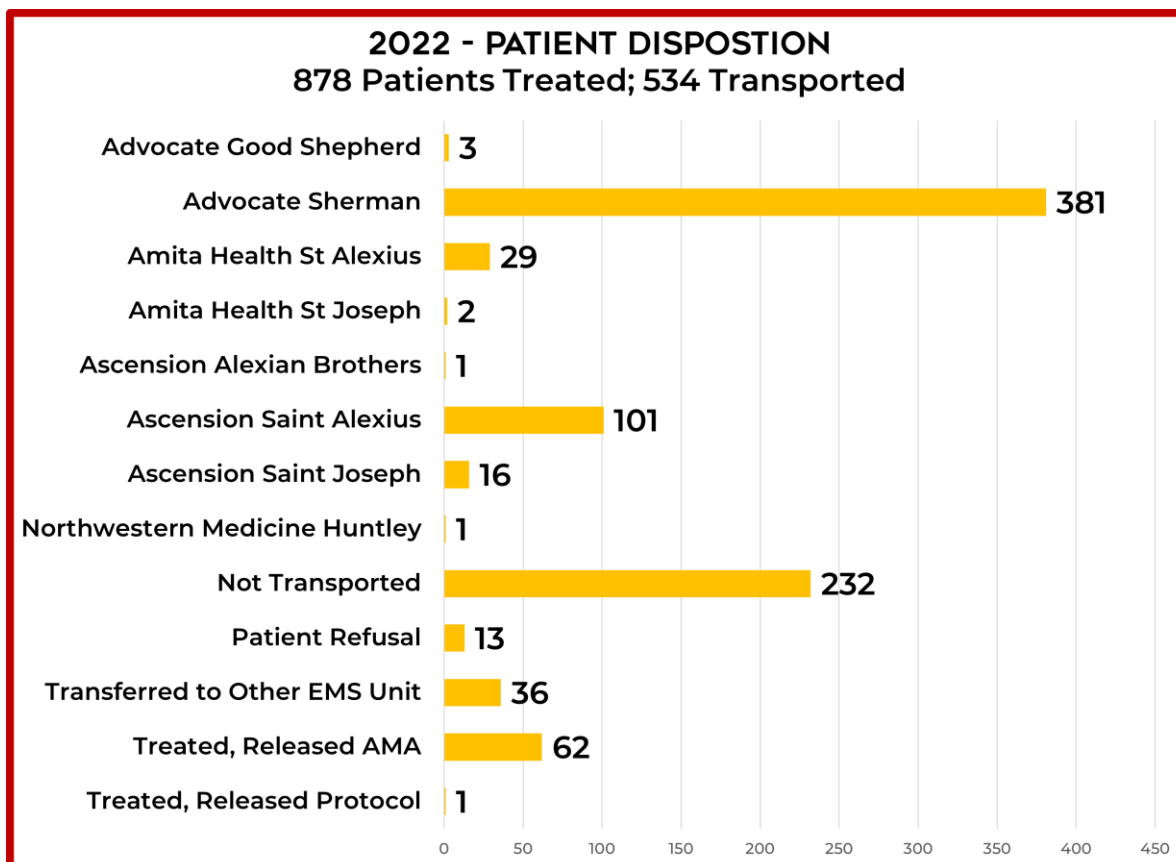
ALS Provided	549
BLS Provided	404
Investigate	1
Control Traffic	10
Standby	14
Other Assistance	11
EMS CALLS TOTAL	989





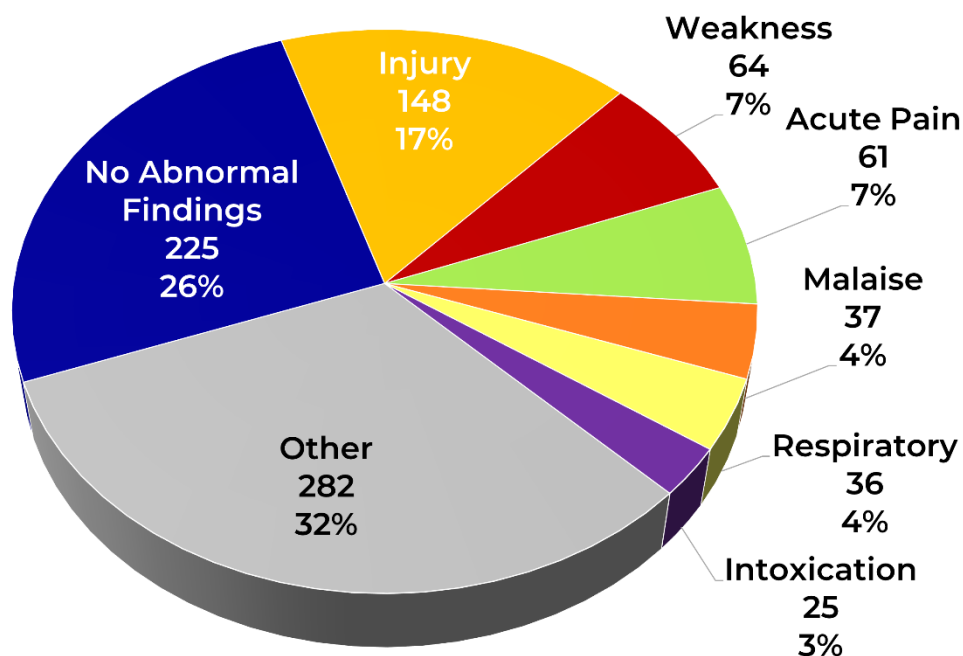


OPERATIONS



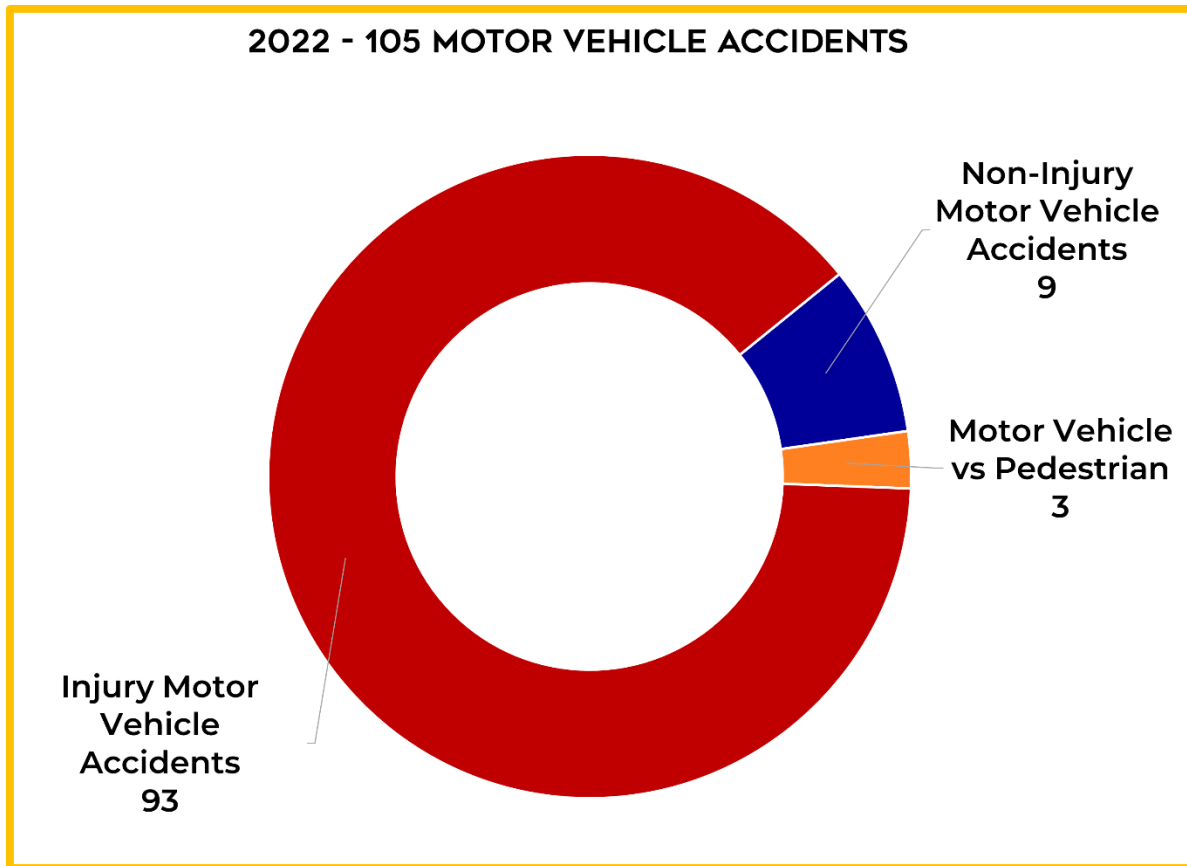
OPERATIONS

2022 PROVIDER IMPRESSIONS ON EMS INCIDENTS
878 Patients

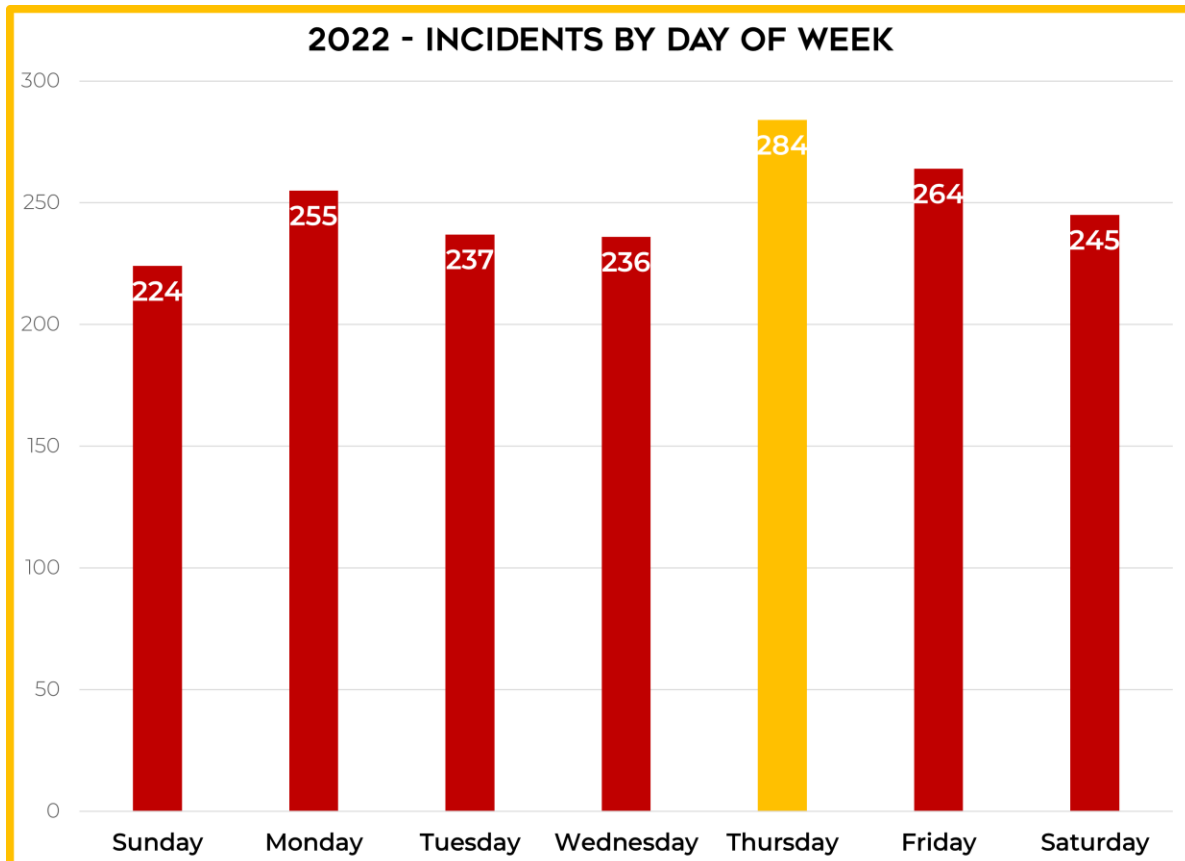
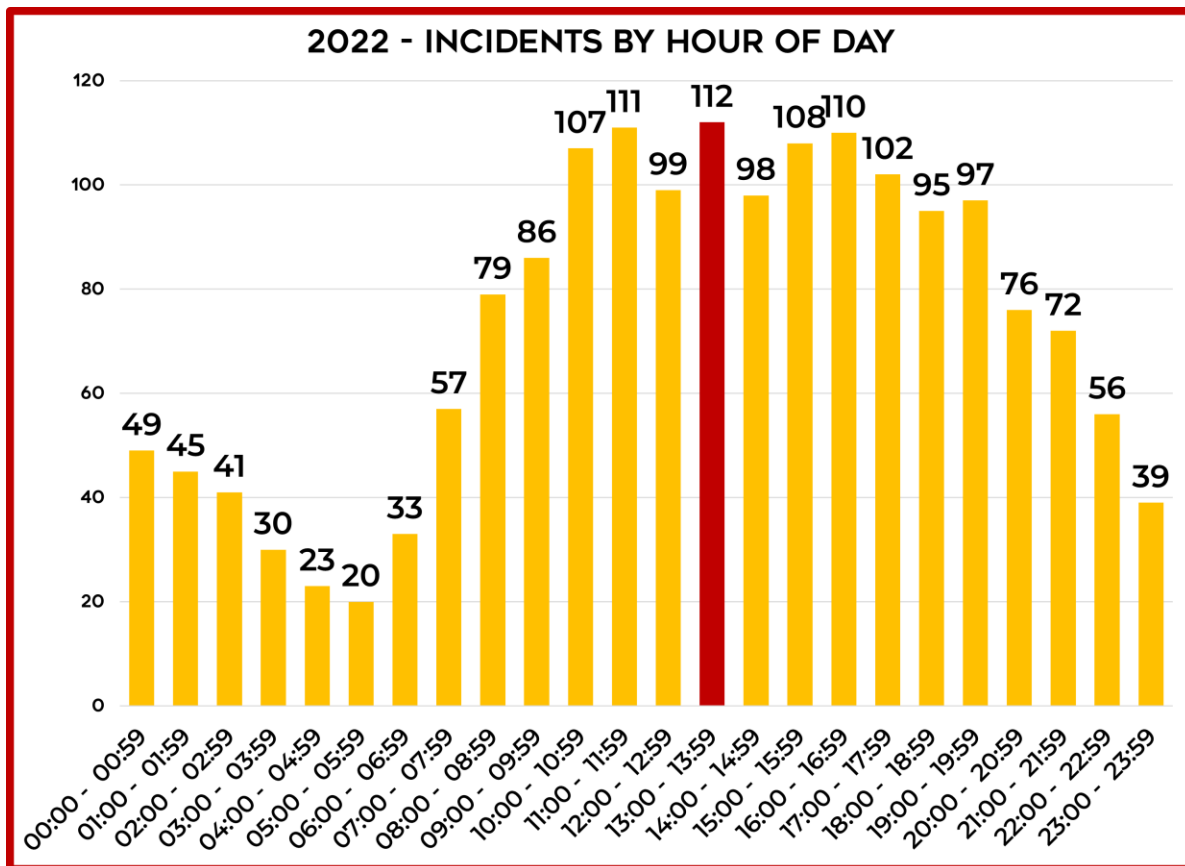


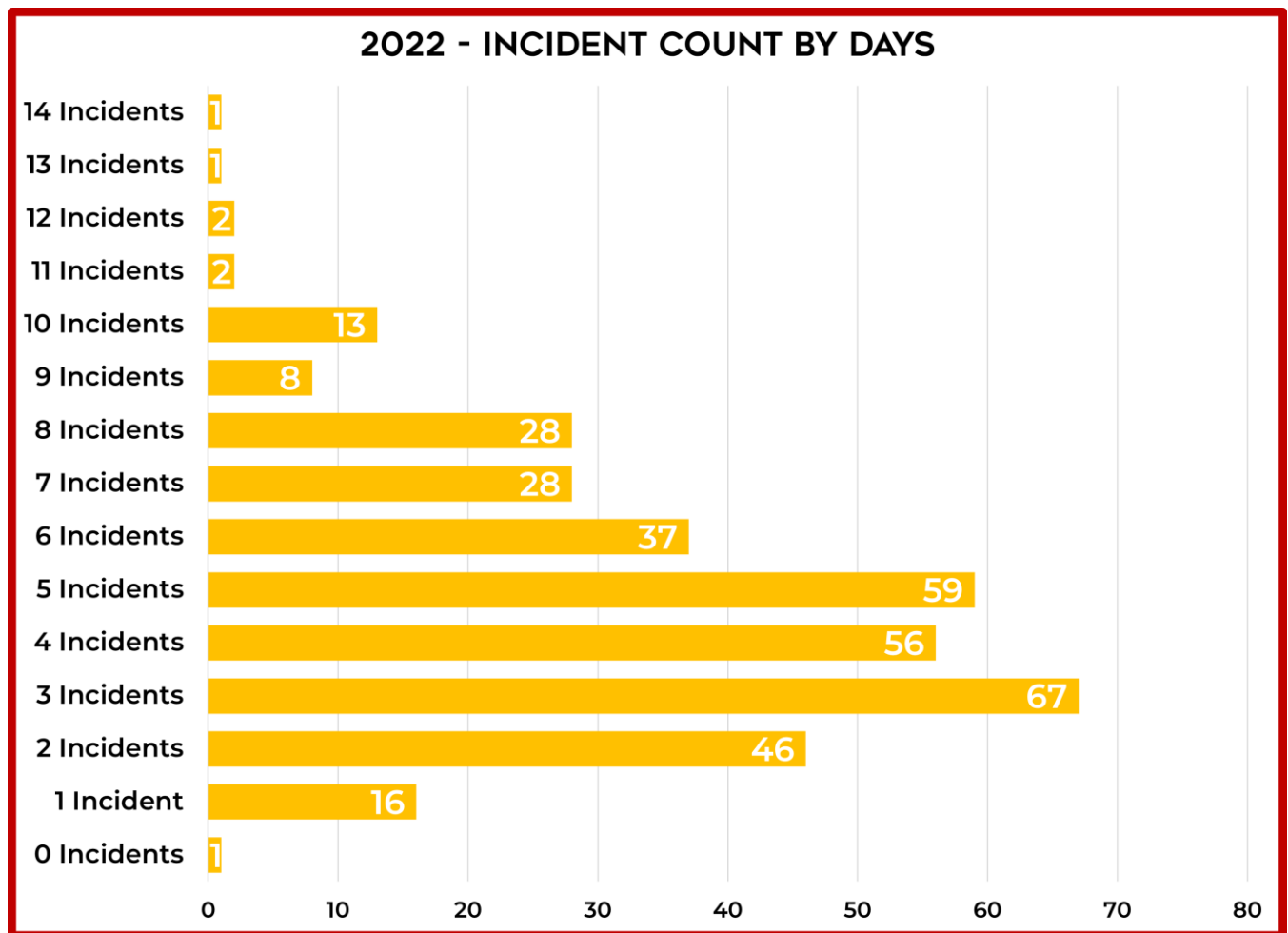
EMS PATIENTS

	Patient Count	Transport Count	Percentage
January	58	35	60%
February	60	30	50%
March	83	53	64%
April	63	41	65%
May	77	54	70%
June	60	38	63%
July	90	55	61%
August	78	43	55%
September	63	35	56%
October	93	54	58%
November	78	51	65%
December	75	45	60%
TOTAL	878	534	61%



OPERATIONS





OPERATIONS

EDFD IN DISTRICT RESPONSES JANUARY TO DECEMBER 2022		
<i>EDFD Apparatus Responding Inside District</i>		
Month	Dispatch to Clear Time	Number of Apparatus
January*	6:41:31	3
February	58:13:11	125
March	106:23:02	180
April	72:07:14	130
May	138:01:25	213
June	90:36:08	152
July	154:53:00	211
August	104:35:47	190
September	110:55:43	218
October	134:14:23	220
November	96:07:05	177
December	109:04:03	208
TOTAL	1181:52:32	2027
<i>*January Data Not Completely Transferred from CAD to ImageTrend</i>		

OPERATIONS

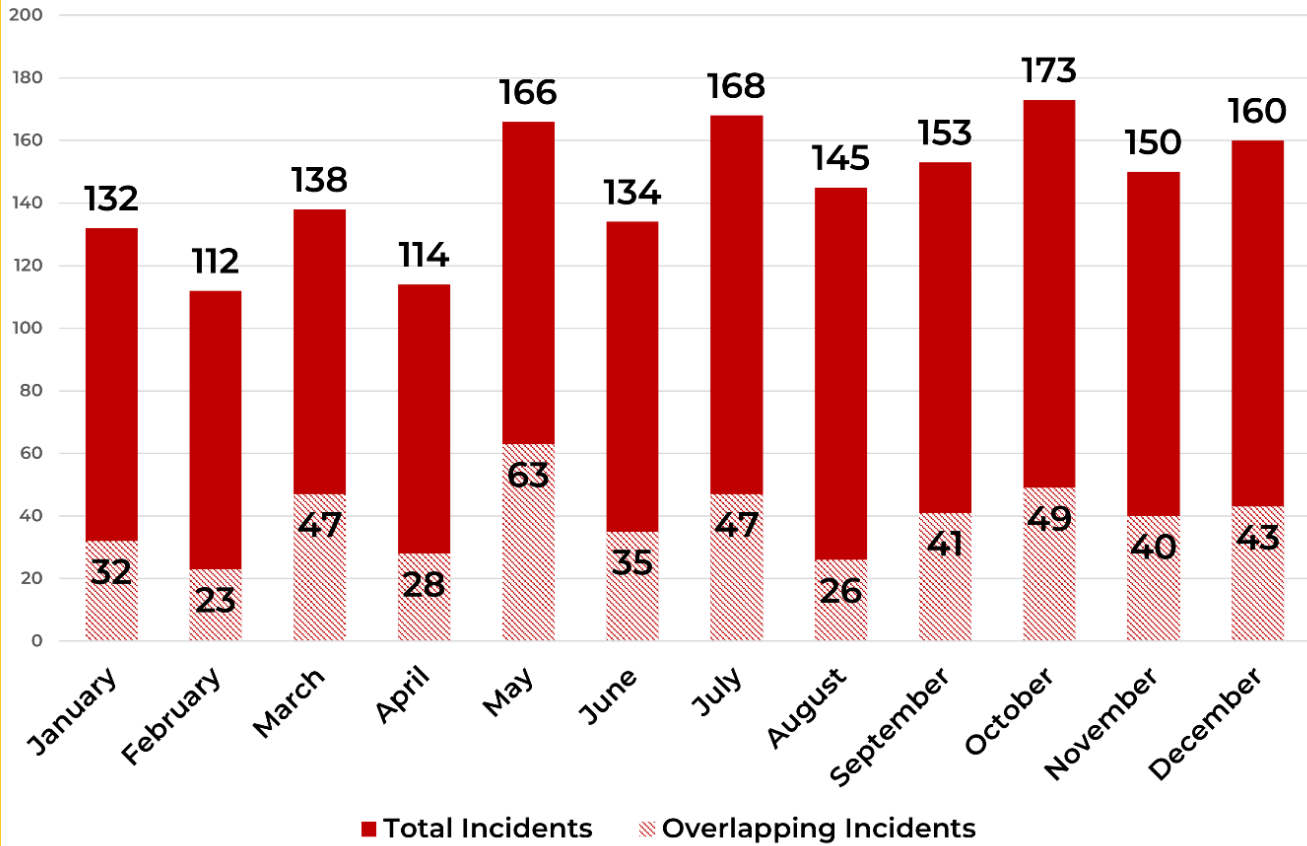
AID RECEIVED - JANUARY TO DECEMBER 2022*		
<i>Apparatus from the Departments Listed, Responding to EDFD District</i>		
Department	Dispatch to Clear Time	Number of Apparatus
Algonquin	2:36:00	4
Barrington	10:11:41	27
Carpentersville	120:06:00	395
Elgin	0:01:57	1
Hanover Township	3:27:13	2
Hoffman Estates	1:04:39	2
Other	0:00:00	8
Pingree Grove	0:03:15	1
Rutland/Dundee	6:05:23	19
Streamwood	2:25:05	11
West Dundee	26:56:00	109
TOTAL	172:57:13	579
<i>*January Data Not Completely Transferred from CAD to ImageTrend</i>		

OPERATIONS

AID GIVEN - JANUARY TO DECEMBER 2022*		
<i>EDFD Apparatus Responding Outside District to the Departments Listed</i>		
Department	Dispatch to Clear Time	Number of Apparatus
Algonquin	0:27:56	7
BARC	2:18:25	7
Bartlett	23:20:30	5
Carpentersville	292:56:51	721
Crystal Lake	16:53:59	15
Elgin	12:48:36	15
Fox River	3:18:33	11
Hampshire	0:00:00	1
Hoffman Estates	3:06:20	3
Huntley	0:00:07	1
McHenry	2:24:02	1
Other	7:26:01	2
Pingree Grove	2:39:49	5
River-ZoneA	2:19:51	3
Rutland/Dundee	16:08:24	21
Streamwood	2:11:07	2
Utica	4:16:09	2
West Dundee	37:32:04	72
TOTAL	430:08:44	894
<i>*January Data Not Completely Transferred from CAD to ImageTrend</i>		

OPERATIONS

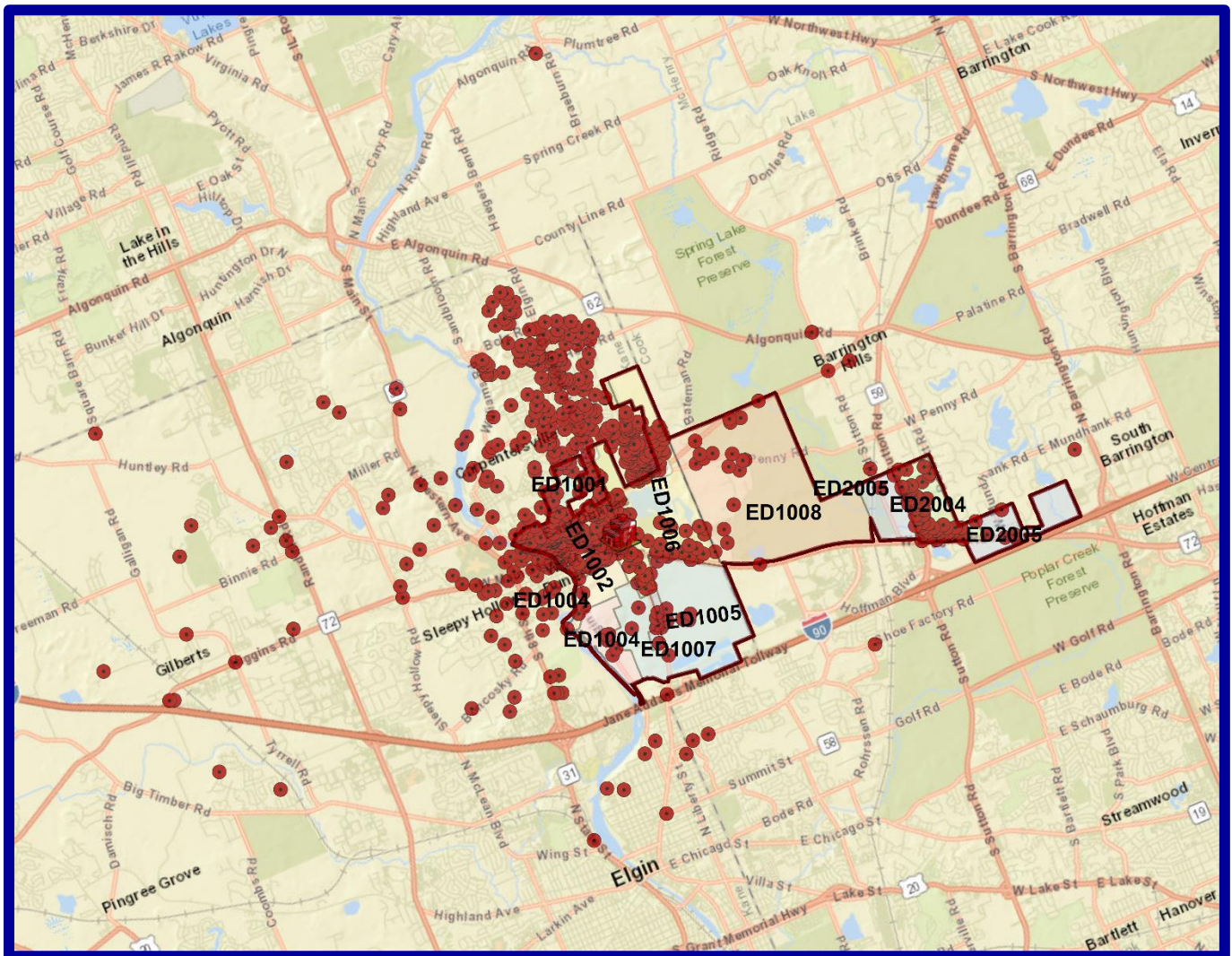
2022 - DATES AND OVERLAPPING INCIDENTS 1,745 Incidents with 474 Overlapping (27%)



OVERLAPPING INCIDENTS 2022

	Total Incidents	Overlapping Incidents	Percentage	Overlapping Incidents - in District	Percentage
January	132	32	24%	25	19%
February	111	22	20%	13	12%
March	136	44	32%	30	22%
April	114	28	25%	17	15%
May	166	63	38%	43	26%
June	134	35	26%	24	18%
July	168	47	28%	25	15%
August	145	26	18%	17	12%
September	153	41	27%	34	22%
October	173	49	28%	37	21%
November	150	40	27%	27	18%
December	160	43	27%	35	22%
TOTAL	1742	470	27%	327	18%

2022 - 1,745 INCIDENTS



OPERATIONS

	Black	#	Gold	#	Red	#	Total	#
Turn-Out Time Average	1:23	292	1:18	302	1:21	319	913	1:21
Response Time Average	4:42	328	4:40	343	4:49	370	1,041	4:47

TURNOUT TIMES BY ZONE AND SHIFT								
Zone	Black	#	Gold	#	Red	#	Total	#
ED1001	1:22	6	1:43	5	1:25	4	1:30	15
ED1002	1:22	116	1:17	116	1:19	150	1:19	382
ED1004	1:50	5	1:53	1	1:16	1	1:37	7
ED1005	1:45	7	1:19	9	1:13	6	1:26	22
ED1006	1:15	98	1:18	99	1:05	92	1:13	289
ED1007	1:17	6	1:25	9	1:47	3	1:26	18
ED1008	2:09	6	1:32	7	2:02	7	1:54	20
ED2004	1:23	42	1:13	48	1:45	49	1:27	139
ED2005	2:20	6	1:26	8	1:51	7	1:50	21

OPERATIONS

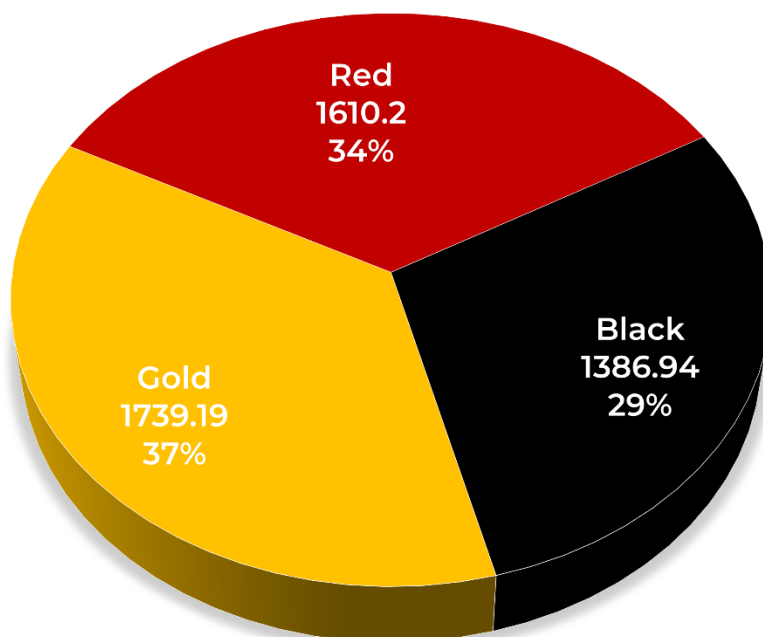
RESPONSE TIMES BY ZONE AND SHIFT								
Zone	Black	#	Gold	#	Red	#	Total	#
ED1001	5:26	7	5:42	7	5:20	5	5:30	19
ED1002	4:31	132	3:58	127	4:15	174	4:15	433
ED1004	7:10	5	5:08	1	6:30	1	6:47	7
ED1005	5:06	9	5:59	10	4:41	6	5:21	25
ED1006	3:27	107	3:34	111	3:13	103	3:25	321
ED1007	4:24	6	3:45	9	4:22	4	4:05	19
ED1008	5:46	6	6:27	9	5:43	7	6:02	22
ED2004	8:01	48	7:15	60	8:28	63	7:55	171
ED2005	8:20	8	7:37	9	8:29	7	8:07	24

2002 Training Summary

ASSIGNMENT NAME	HOURS
Apparatus Driver/Operator/FAE Refresher	63.5
Continuing Education	167
EMS	439
FAE - Engineer Packet - Topic	163.5
Familiarization - Engine, District, Building, Tactics, Strategies	144.5
FF-SCBAA Daily SCBA Inspections	293.75
GEAEMSS	411
NFPA	282.5
Operations	187.5
Other	1725.83
Tool Of The Week	104.5
Weekly Apparatus Inspections	900
TOTAL	4882.58

**Includes Admin Hours*

4,736 TOTAL SHIFT TRAINING HOURS IN 2022



	Black	Gold	Red	Total
January	153.75	163.16	184.50	501.41
February	157.25	171.75	162.25	491.25
March	102.25	180.99	164.08	447.32
April	146.08	169.50	111.00	426.58
May	18.50	30.75	80.75	130.00
June	136.83	85.25	114.41	336.49
July	100.74	201.00	161.58	463.32
August	196.82	236.16	180.82	613.80
September	103.16	127.33	91.41	321.90
October	88.56	166.14	123.90	378.60
November	93.50	99.16	104.25	296.91
December	89.50	108.00	131.25	328.75
Total	1386.94	1739.19	1610.20	4736.33

FIRE PREVENTION BUREAU

BUREAU SUMMARY

The East Dundee Prevention Bureau is an organized branch currently existing under The East Dundee Fire Protection Districts Chief and Deputy Chief.

The East Dundee Fire Prevention Bureau is comprised of two (2) full-time Fire Inspectors Robert Byrne (411) and Marc Quattrocchi (412) since May of 2022 and has since committed itself to specializing in Fire Prevention, Inspections, and Fire Systems plan review for the East Dundee Fire District (Village of East Dundee, South Barrington, Unincorporated Kane, and Cook Counties).

In addition to providing Fire Prevention, Inspections, and Fire Systems plan reviews for the East Dundee Fire District, in 2022 the Fire Bureau implemented a new fee schedule and online payment options for the district via square. This was a first in the district's history. The Bureau has also spearheaded additional initiatives, both internally for the Fire District and for Kane County. These include Fire Investigations for the Fire District along with Fire Investigations for, the Quadcom area Fire Departments (West Dundee, Rutland Dundee, and Carpentersville) including Kane County as an active member of the Kane County Fire Investigations Task Force, along with Financial Responsibilities for the Fire Prevention Bureau.

As of May of 2022, The Fire Protection Systems compliance percentage within the Fire District was at 77%. Since then, The Fire Prevention Bureau is proud to have achieved an 89% compliance percentage with all fire protection systems in the Fire District raising the percentage of compliance by 12% percent.

Since May 2022 Inspectors attended the following training classes.

2018 IFC High-Piled Combustible Storage	Online	8 hours tested
Consumer and Outdoor Fireworks,	Special Effect Pyrotechnics and Flame Effect Displays	6 hours tested
Fire & Life Safety Plan Review	Lockport Fire Dist.	30 Hours Tested

With 817 listed Occupants within The Fire District. The Fire Prevention Bureau was able to complete 75% of all Scheduled Annual Inspections. With some setbacks throughout the year such as catching up in May with unfinished projects within the Bureau, the implementation of Image Trend, a new permit program, fee schedule, and a new Fire Prevention Bureau learning curve. We are confident to hit 100% by 2023's year-end report.

FIRE PREVENTION BUREAU

ANNUAL FINANCIAL REPORT

From May 2022- December 31st, 2022, the Fire Prevention Bureau has brought into the Fire District a total income of \$101,818.72 with \$54,037.20 left unpaid but accounted for.

QUICK BOOKS INVOICES (May-Nov 2022)			
Totals Since May 2022	Total	Income Total	Outstanding
Building Plans	2	\$750.00	\$250.00
Crew Rates			
Fire Alarm Plans	5	\$4,555.00	
Impact Fees	5	\$25,369.52	\$2,944.00
Misc.	1	\$415.00	
Occupancy	15	\$5,200.00	\$300.00
Permit	5	\$1,841.40	
Site Plan	3	\$1,504.00	\$439.00
Sprinkler	2	\$550.00	
Violation	4	\$53,100.00	\$50,000.00
Totals		\$93,284.92	\$53,933.00

FIRE PREVENTION BUREAU

SQUARE INVOICES (Nov-Dec 2022)			
Totals Since May 2022	Total	Income Total	Outstanding
Building Plans			
Crew Rates	1	\$4,830.00	
Fire Alarm Plans			
Impact Fees			
Misc.			
Occupancy	7	\$2,722.30	\$0
Permit	2	\$309.60	\$0
Site Plan			
Sprinkler			
Violation	7	\$671.90	\$103.60
Square invoices created from quick books invoices for online payment (total included in quick books)	5	\$1,821.14	
Totals		\$8,533.80	\$103.60

Income Total	
May 2022-Dec 2022 Total	\$101,818.72
2021 Total	\$34,464.58
2020 Total	\$104,577.50
2019 Total	\$750.00
2018 Total	\$19,000.00
2017 Total	\$18,476.00
2016 Total	\$100.00

FIRE PREVENTION BUREAU

OFFICE OF FIRE INVESTIGATIONS (OFI) REPORT

The East Dundee Fire District Office of Fire Investigations (OFI) is comprised of three (3) active members

- Chief Jason Parthun (40)
- Firefighter Paramedic Matthew Frank
- Inspector Marc Quattrocchi (412)

In 2022 OFI has attended the following training classes, and conferences

May 25, 2022	August 24, 2022	October 12, 2022
Fire Investigation Conference in Freeport	Fatal Fire Class Quinn Fire Academy	Investigation of Gas and Electric Appliances (FISF) Rosemont
24 hours tested	8 hours tested	8 hours

FIRE PREVENTION BUREAU

During 2022, the OFI has investigated 7 in-district incidents

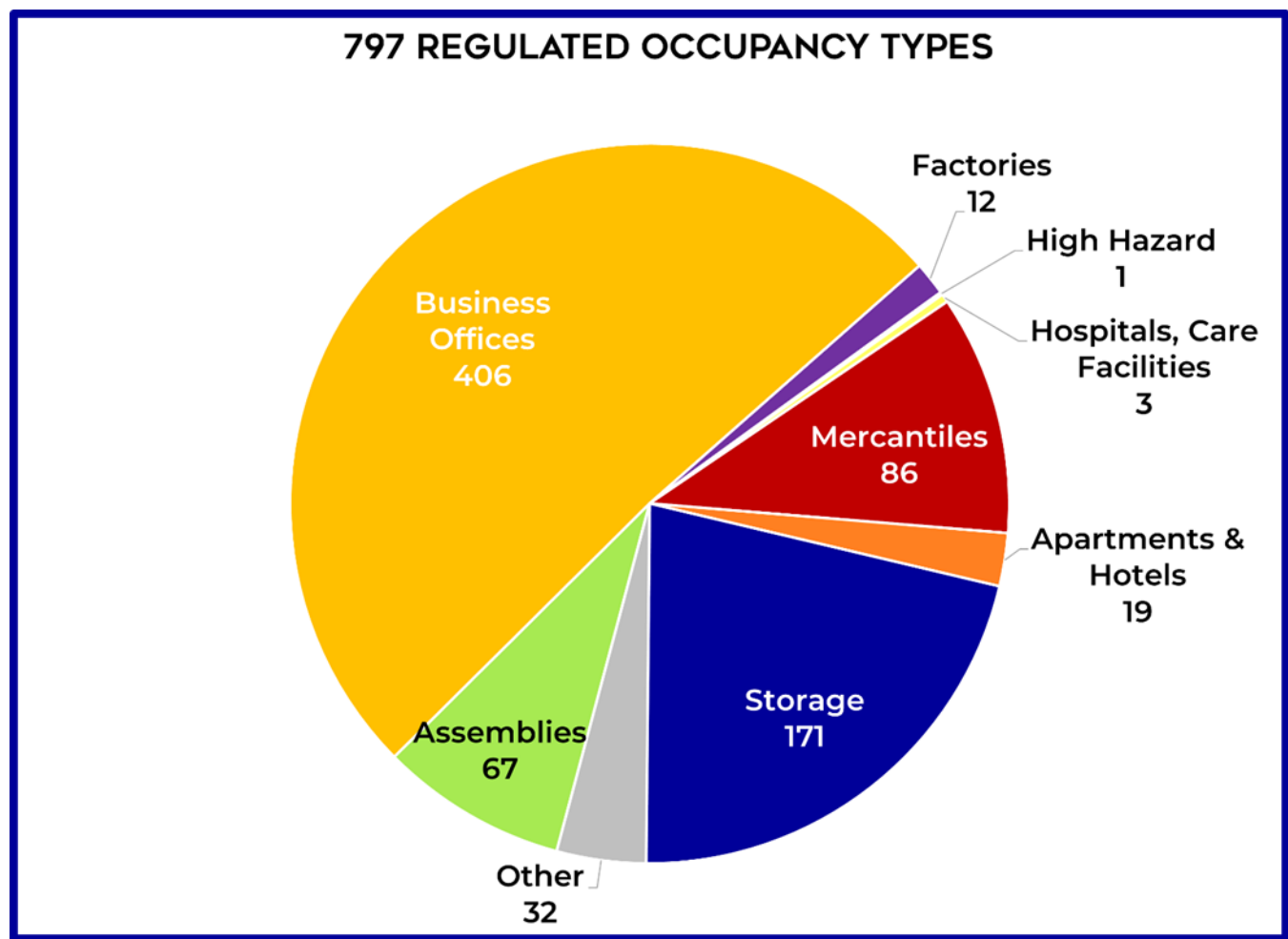
Date	Address	Type	Cause	Estimated Pre-Incident Value	Estimated Total Saved
03/28/2022	422 N Van Buren St East Dundee	Cooking Fire	Accidental	\$1,000	\$500
05/17/2022	9 Johnson Street East Dundee	Structure	Accidental	\$240,000	\$210,000
07/06/2022	100 W Higgins Rd, Eggology South Barrington	Structure	Incendiary still under investigation	\$250,000	\$245,000
09/09/2022	570 Rock Rd East Dundee	Semi-Truck	Accidental		
10/10/2022	125 Prairie Lake Rd, Hydrosil East Dundee	Interior Dumpster/Hazmat	Accidental	\$4,000,000	\$3,995,000
10/19/2022	590 Healy Rd East Dundee	Semi-Truck	Accidental		
12/15/2022	690 Healy Rd East Dundee	Vehicle	Accidental		

In 2022 OFI also assisted investigations for 11 Out-of-District Incidents

Carpentersville Fire Department	5 Incidents
West Dundee Fire Department	2 Incidents
Rutland Dundee Fire Protection District	1 Incidents
Pingree Grove Fire Protection District	3 Incidents

FIRE PREVENTION BUREAU

INSPECTION TYPE	2022
Consultation - Fire Protection System	2
Consultation - Hazardous Operation Or Complaint	2
EDFD Emergency Evacuation/ Fire Drill	4
Inspection - Annual	516
Inspection - Final Development	1
Inspection - Occupancy	28
Inspection - Occupancy Temporary	3
Inspection - Other Type	3
Inspection - Self	8
Inspection - Violation Notice	20
Permit Inspection - Detection System, Fire Alarm	2
Permit Inspection - Flammable Liquid Tank Install	2
Permit Inspection - Mobile Food Preparation Vehicle	1
Permit Inspection - Suppression System, Fire Sprinkler	1
Permit Inspection - Suppression System, Kitchen Hood	1
Permit Inspection - Suppression System, Paint Spray Booth	1
Permit Inspection - Tent/Canopy	1
Permit Inspection- Fire Alarm, Detection System Final	2
Plan Review - Building	3
Plan Review - Building Plan	5
Plan Review - Fire Alarm, Detection System	12
Plan Review - Fire Sprinkler System	4
Plan Review - Kitchen Hood Suppression System	2
PLAN REVIEW - Preapp/Land Development	1
Plan Review - Re-Review	3
Plan Review - Site Plan	4
Plan Review - Tent	1
Re-Inspection	277
TOTAL	910



FIRE PREVENTION BUREAU

CONCLUSIONS

After presenting the related data on The Fire Prevention Bureau, we are looking forward for the start of the 2023 year. The Fire Prevention Bureau is committing itself to achieving 100% of scheduled inspections at a High-Quality caliber, along with a achieving a 95% compliance level on all Fire Protection systems in the district by the end of 2023, while continuing our education. Both inspectors are signed up for Fire Inspector II Class being held here at the district. Both Inspectors will be signing up during 2023 for Fire Instructor I to assist in the instructing of line personnel.

For the 2023 year The Fire Prevention Bureau will:

- Begin assisting with pre-plans for the district.
- Create and implementing new policies and general orders
- Take over all invoice requests within the district such as
 - Spillers Pay
 - Crew Rates
 - Fire Bureau Fees in all towns including the Village of East Dundee who previously collected on behalf of the district.
- Streamline and implement new inspection policies to cover all aspects of a quality inspection including up to date contacts, keys, and Brycer compliance.
- Attend further training for growth
 - Fire Inspector II
 - Fire Instructor I
 - Event Coordinator Training
 - Complete Pre-Requisites for Public Fire and Life Safety Educator

The Office of Fire Investigations will continue its education by completing yearlong classes as they are scheduled throughout the State along with the Kane County Task Forces required quarterly trainings. Marc Quattrocchi will complete the FAA Part 107 Ops and Tech Class, becoming a member of the drone team internally with the district, with hopes of joining MABAS Task Force 1's K9 Drone Search & Rescue Strike Team by 2024.