

CONGRATULATIONS!


You are embarking on an amazing adventure. Here's a foundation for you and your puppy to build upon.

- Puppies are people magnets, but it's good to limit your number of visitors at the start.
- Keep all eyes on your puppy. It keeps them safe and encourages proper behavior.
- Handle with care. Teach your family and friends the proper way to hold your puppy. Simply place one hand under their bottom and the other on their chest.
- Never leave your puppy unattended, especially around very small children.
- Confine the puppy to the areas of the house where you spend the most time.
- Introduce the puppy to existing pets gradually and carefully.
- Start dental care immediately to ensure your puppy has a healthy mouth for a long time.
- Bathe your puppy in lukewarm water with puppy-safe shampoo. Keep soap and water away from their eyes.
- Allow your puppy time to rest after playtime—even puppies need downtime.

BASIC SUPPLIES

Yes, a new puppy takes patience. Match that patience with the following supplies. They'll make a big difference when it comes to helping your puppy adjust to your home.

- Stainless-steel food and water bowls
- A crate, puppy bed or other designated sleeping area where your puppy can relax
- Leash, collar and identification tag
- Brush and comb
- Rubber toys made especially for puppies



PREPARING YOUR HOME

A safe home is a comfortable home. Keep your puppy out of harm's way by following these basic steps.

INDOORS

- Hide or wrap up any exposed electrical cords.
- Puppies like to chew. Remove or hide anything that may appeal to your puppy.
- Keep poisonous household products out of your puppy's reach.

OUTDOORS

- Keep all lawn chemicals out of reach or, better yet, locked away.
- Puppies are sneaky. Inspect your fence for holes your puppy could escape through.
- Ask your veterinarian about plants that may be poisonous to your puppy, and remove any in your home or yard.

HOUSE TRAINING

The less time you spend cleaning up messes, the more time you'll have to enjoy your puppy. Use these simple rules to train your puppy now, while their capacity for learning is high.

- Puppies need to go out after playtime, after every meal and nap, before bed and as soon as you wake up in the morning.
- Visit the same spot each time so your puppy begins to recognize their own scent.
- Praise your puppy for success during house training.
- Never scold a puppy after an accident. Instead, focus on frequent outdoor visits to prevent accidents.



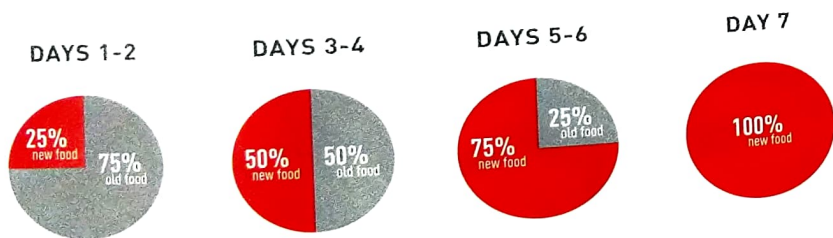
MEALTIME

To promote good eating habits, feed your puppy at scheduled times in the same bowl and place. **Repeat. Repeat. Repeat.**

Be careful not to overfeed your puppy. It can cause obesity and joint and bone issues. Check your puppy food packaging for recommended serving sizes.

HOW TO PROPERLY TRANSITION YOUR PUPPY'S FOOD


Over the next several months, your puppy will grow and begin to reach the next stage of life. Eventually they will be ready to graduate to a more mature formula, but a dog's digestive balance can be a sensitive one. **A seven-day transition period is recommended before your dog is eating the new food exclusively.**



WHEN TO TRANSITION TO ADULT FOOD

An important nutritional milestone for your puppy will be when they reach the age to transition from puppy to adult food.

Refer to the chart below to determine when your puppy will be ready to transition to an adult food based on their breed and size.

X-SMALL BREED (UP TO 8 LBS)		10 MONTHS
SMALL BREED (9-22 LBS)		10 MONTHS
MEDIUM BREED (23-55 LBS)		12 MONTHS
LARGE BREED (56-100 LBS)		15 MONTHS
GIANT BREED (OVER 100 LBS)		18-24 MONTHS