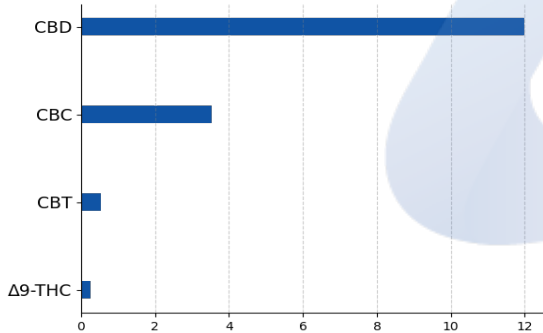
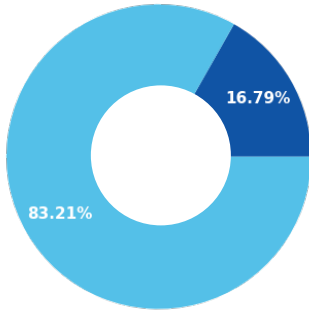


**CBC Relief Softgel**

<b>Batch ID:</b>	22G3011209	<b>Received:</b>	09/12/2022	<b>Analysis:</b>	18 Cannabinoid Potency
<b>Sample Type:</b>	Soft Gel/Capsule	<b>Analyzed:</b>	09/14/2022	<b>Method:</b>	2021.18P.01
		<b>Test ID:</b>	4935	<b>Equipment:</b>	UHPLC

**CANNABINOID PROFILE**
**TOTAL CANNABINOID CONTENT**


Cannabinoid	LOD (%)	LOQ (%)	Result (%)	Result (mg/g)
Cannabidiol (CBD)	4.29e-05	1.30e-04	12.00 ± 0.32	119.98
Cannabigerol (CBG)	4.11e-05	1.25e-04	0.20 ± 0.0053	1.98
Δ9-Tetrahydrocannabinol (Δ9-THC)	7.72e-05	2.34e-04	0.26 ± 0.0070	2.61
Cannabicitran (CBT)	3.95e-05	1.20e-04	0.53 ± 0.014	5.31
Cannabichromene (CBC)	6.99e-05	2.12e-04	3.54 ± 0.096	35.43
Cannabinol (CBN)	3.93e-05	1.19e-04	0.04 ± 0.0012	0.43
Cannabicyclol (CBL)	4.58e-05	1.39e-04	0.11 ± 0.0030	1.11
Cannabicyclolic acid (CBLA)	4.00e-05	1.21e-04	ND	ND
Tetrahydrocannavarin (THCV)	4.04e-05	1.23e-04	ND	ND
Δ8-Tetrahydrocannabinol (Δ8-THC)	4.73e-05	1.43e-04	ND	ND
Cannabinolic (CBNA)	4.70e-05	1.42e-04	ND	ND
Tetrahydrocannavarin Acid (THCVA)	3.66e-05	1.11e-04	ND	ND
Cannabigerolic acid (CBGA)	3.98e-05	1.21e-04	ND	ND
Cannabidiolic acid (CBDA)	4.15e-05	1.26e-04	ND	ND
Cannabidivarin (CBDV)	3.97e-05	1.20e-04	0.10 ± 0.0028	1.02
Tetrahydrocannabinolic Acid (THCA)	3.86e-05	1.17e-04	ND	ND
Cannabichromenic acid (CBCA)	3.99e-05	1.21e-04	ND	ND
Cannabidivarinic Acid (CBDVA)	3.99e-05	1.21e-04	ND	ND
<b>Total Cannabinoid**</b>			<b>16.79</b>	<b>167.89</b>
<b>Total Potential THC*</b>			<b>0.26 ± 0.0070</b>	<b>2.61</b>
<b>Total Potential CBD*</b>			<b>12.00 ± 0.32</b>	<b>119.98</b>
<b>Total Potential CBG*</b>			<b>0.20 ± 0.0053</b>	<b>1.98</b>

\* Total Potential THC/CBD/CBG is calculated using the following formulas to consider the loss of a carboxyl group during decarboxylation step.

\* Total THC = THC + (THCa \*(0.877)) and Total CBD = CBD + (CBDA \*(0.877)) and Total CBG = CBG + (CBGa\*(0.877))




\*\* Total Cannabinoids result reflects the absolute sum of all cannabinoids detected.

% = % (w/w) = Percent (Weight of Analyte / Weight of Product)

**REMARKS**

Passed visual inspection for particulates, mold, mildew, and other foreign substances.

**FINAL AUTHORIZATION**

		
Katie Little, Analytical Scientist 02:13 PM	Logan Cline, Director of Analytical Development 09/16/2022 09:41 AM	John Reser, Quality Analyst 09/16/2022 09:46 AM
<b>ANALYZED BY/DATE</b>	<b>AUTHORIZED BY/DATE</b>	<b>RELEASED BY/DATE</b>

Laboratory results are based on the sample submitted to Minova Laboratories in the condition it was received. Minova Laboratories warrants that all analyses performed are in accordance with ISO/IEC 17025:2017. All data is generated using NIST traceable reference material and all reports are produced with the highest regard for scientific integrity. Reports can only be reproduced with the written consent of Minova Laboratories.

**CBC Relief Softgel**

<b>Batch ID:</b>	22G3011209	<b>Received:</b>	09/12/2022	<b>Analysis:</b>	Residual Solvents
<b>Sample Type:</b>	Soft Gel/Capsule	<b>Analyzed:</b>	09/14/2022	<b>Method:</b>	2021.RS.01
		<b>Test ID:</b>	4937	<b>Equipment:</b>	GCMS

**RESIDUAL SOLVENTS**




SOLVENT	REPORTABLE RANGE	RESULT (ppm)
Acetone	100 - 1000	*ND
Acetonitrile	100 - 1000	*ND
Benzene	0.2 - 4	*ND
Butanes	100 - 1000	*ND
Ethanol	100 - 1000	*ND
Ethyl Acetate	100 - 1000	*ND
Heptane	100 - 1000	*ND
Hexanes	6 - 120	*ND
Isopropyl Alcohol	100 - 1000	*ND
Methanol	100 - 1000	*ND
Pentanes	100 - 1000	*ND
Propane	100 - 1000	*ND
Toluene	18 - 360	*ND
Xylenes	43 - 860	*ND

\*ND = Below Reportable Range

**REMARKS**

Passed visual inspection for particulates, mold, mildew, and other foreign substances.

**FINAL AUTHORIZATION**

		
Katie Little, Analytical Scientist 10:50 AM	Logan Cline, Director of Analytical Development 09/14/2022 10:53 AM	John Reser, Quality Analyst 09/14/2022 11:22 AM
<b>ANALYZED BY/DATE</b>	<b>AUTHORIZED BY/DATE</b>	<b>RELEASED BY/DATE</b>

Laboratory results are based on the sample submitted to Minova Laboratories in the condition it was received. Minova Laboratories warrants that all analyses performed are in accordance with ISO/IEC 17025:2017. All data is generated using NIST traceable reference material and all reports are produced with the highest regard for scientific integrity. Reports can only be reproduced with the written consent of Minova Laboratories.

**CBC Relief Softgel**

<b>Batch ID:</b> 22G3011209	<b>Received:</b> 09/12/2022	<b>Analysis:</b> Quantitative Microbial Panel - CO Compliance
<b>Sample Type:</b> Soft Gel/Capsule	<b>Analyzed:</b> 09/19/2022	<b>Method:</b> 2022.QMP.01
	<b>Test ID:</b> 4936	<b>Equipment:</b> qPCR + Culture Plating

**QUANTITATIVE MICROBIAL PANEL - CO COMPLIANCE**

CONTAMINANT	METHOD	LOD	QUANTITATIVE RANGE	RESULT
Total Yeast and Mold	Culture Plating	1.0E+02	1.0E+03-1.0E+05	ND
Total Aerobic Plate Count	Culture Plating	1.0E+03	1.0E+04-1.0E+06	ND
Total Coliforms	Culture Plating	1.0E+02	1.0E+02-1.0E+04	ND
Salmonella	qPCR	1.0E+00	Not Applicable	Absent
E.coli (STEC)	qPCR	1.0E+00	Not Applicable	Absent

*\*\*This method is not covered under the current A2LA and CDPHE scope and is pending accreditation.*

*All numerical values indicated above are reported in CFU/g.*

*Limit of Detection (LOD) is the lowest detectable limit of qPCR.*

*Quantitative Range is the LLOQ and ULOQ from plating, where quantitative results are derived.*

*Any value above the ULOQ will be reported as too numerous to count (TNTC). Any value below the LLOQ will be reported as below LOQ.*

*Values are expressed in scientific notation.*

*Example: 1.0E+03 = 1,000 CFU*

**REMARKS****FINAL AUTHORIZATION**Alex Bujanow, Microbiologist  
09/19/2022 02:52 PM**ANALYZED BY/DATE**Logan Cline, Director of Analytical Development  
09/19/2022 03:41 PM**AUTHORIZED BY/DATE**John Reser, Quality Analyst  
09/19/2022 03:49 PM**RELEASED BY/DATE**

*Laboratory results are based on the sample submitted to Minova Laboratories in the condition it was received. Minova Laboratories warrants that all analyses performed are in accordance with ISO/IEC 17025:2017. All data is generated using NIST traceable reference material and all reports are produced with the highest regard for scientific integrity. Reports can only be reproduced with the written consent of Minova Laboratories.*



**EXTRACT LABS**  
AMERICAN HEMP

1399 Horizon Ave.,  
Lafayette, CO 80026  
(303) 927-6130

## Product Specification

### Relief Formula Soft Gels

#### Product Information

Product	Relief Formula Soft Gels
Botanical name	<i>Cannabis sativa</i> L.
Plant Part	Flower
Country of Origin	USA
Extraction Process	CO2 Extraction, Winterization, Distillation, Isolation
Ingredient Statement	Organic Fractionated Coconut Oil, CO2-Extracted Full Spectrum Hemp Oil, Vegetable Glycerin, Gelatin

#### Organoleptic Description

Appearance	Golden, light amber colored gel capsules
Aroma	Typical
Taste	Characteristic

#### Physical Characteristics

Cannabidiol Content (CBD):	900mg CBD per 30 capsules; 30mg per capsule
Cannabichromene Content (CBC):	300mg CBC per 30 capsules; 10mg per capsule
Tetrahydrocannabinol Content (THC):	≤0.3%

#### Shelf Life

Shelf life in original container two years from manufacture date.

#### Contamination

Salmonella:	Absent
-------------	--------

#### Packaging

Gross weight 1.1oz (30g), net weight 0.73oz (20.7g)  
White, plastic bottle containing 30 capsules.

#### Recommended Storage Conditions

Store at ambient conditions in airtight container.

#### GMP Certification

This product was formulated in a cGMP Compliant Facility, audited through Eurofins, Certificate #4949.

I declare that the information given is believed to be correct as of date specified below.

Name: Haley Jones

Title: Quality Manager

Date: August 26, 2022

Version: 1.1

Version Date: 8/26/2022

H. Jones