

7/7/2024-7/13/2024

Massachusetts Emergency Management Agency

Prepare Before the Storm Strikes

Are you #ReadyMA for Hurricane
Season?

*Hurricane Preparedness Week
July 7 - 13, 2024*

Visit:

mass.gov/hurricane-season-preparedness



#MAHurricanePrep



Social Media Toolkit

TABLE OF CONTENTS

1 INTRODUCTION


3 ACCESS AND FUNCTIONAL NEEDS


4 MESSAGING (ENGLISH)

10 SOCIAL MEDIA POSTS (ENGLISH)

22 MESSAGING (SPANISH)

26 SOCIAL MEDIA POSTS (SPANISH)



kathleen.shepherd@mass.gov 
Community Engagement Specialist
MEMA Public Information Unit

#MAHurricanePrep

INTRODUCTION



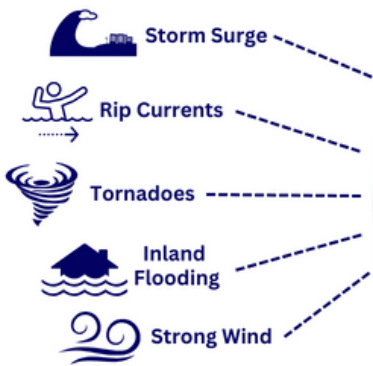
HOW TO USE THIS TOOLKIT

The Massachusetts Emergency Management Agency (MEMA) has developed this toolkit to help you share important hurricane preparedness messages with your community. The toolkit includes key messages, which can be tailored to write local press releases or talking points, and sample social media posts and graphics that can be used or adapted for your community.



Hurricane Preparedness Week July 7 - 13, 2024

Know Your Risk



#ReadyMA



Why prepare?



Hurricanes have the power to cause widespread devastation, and can affect both coastal and inland areas. Threats from hurricanes include:

- Storm surge
- High winds
- Heavy rainfall
- Inland flooding
- Tornadoes
- Rip currents

Although the Atlantic hurricane season is officially June 1 through November 30, the most active time for these storms in Massachusetts is late August through September.

#MAHurricanePrep

WHO TO FOLLOW

Social Media Accounts to Follow

- @MassEMA
- @NWSBoston
- @NWSAlbany
- @NHC_Atlantic
- @MassDOT
- @MassStatePolice

Helpful Links:

- Website:
 - [Mass.gov/mema/hurricanes](https://www.mass.gov/mema/hurricanes)
 - [Mass.gov/hurricane-season-preparedness](https://www.mass.gov/hurricane-season-preparedness)



ACCESS AND FUNCTIONAL NEEDS: REACHING INDIVIDUALS WHO MAY HAVE INCREASED RISK

Remember everyone's needs!

- **Language Access:** MEMA has both physical and digital copies of general disaster preparedness flyers translated in seven languages, which are available here: <https://www.mass.gov/lists/emergency-preparedness-flyers-and-toolkits>.
- **Access & Functional Needs:** Be sure to include alternative text for your graphics on social media, and consider that not everyone in your community uses social media. Reaching individuals with access and functional needs is especially important since this population may need to take extra steps to ensure they are prepared for emergencies. Consider reaching out to or posting hurricane preparedness messaging within the following: places of worship, senior/community centers, housing authorities, public transportation (i.e. bus shelters). For Hurricane Preparedness Week (July 7 - July 13), consider sending a message out through the community alert system if your city/town has one.
- **Helpful Links:**
 - [MEMA](#)
 - MEMA provides information on how to support individuals with access and functional needs on our website: [Mass.gov/info-details/emergency-preparedness-for-individuals-with-disabilities-and-access-and-functional-needs](https://www.mass.gov/info-details/emergency-preparedness-for-individuals-with-disabilities-and-access-and-functional-needs)



KEY MESSAGING POINTS

HURRICANE WATCH VS. WARNING

- Know what Hurricane terms mean:
- **Hurricane Watch** = hurricane conditions (sustained winds >74 MPH) possible within 48 hours - be prepared!
- **Hurricane Warning** = hurricane conditions expected within 36 hours - take action!


Hurricane

Watch vs. Warning

Watch:
Hurricane conditions are **POSSIBLE** somewhere within the watch area.

Warning:
Hurricane conditions are **EXPECTED** somewhere within the warning area

VS

 Massachusetts Emergency Management Agency
#ReadyMA

Hurricane Preparedness

KEY MESSAGING POINTS

BEFORE A HURRICANE

- Be informed by receiving alerts, warnings, and public safety information before, during, and after emergencies.
- Know your risk: Explore the Federal Emergency Management Agency's (FEMA) flood maps to find out whether your home is located in a flood zone.
- Utilize your local resources:
 - Contact your local Emergency Management Director to find out if your home or workplace is at risk of flooding.
- Create and review your family emergency plan.
 - Have a plan to go to higher ground quickly if necessary.
 - Create an evacuation plan.
- Assemble an emergency kit.
- Document your personal property by taking pictures and saving them in a safe place.
- Prepare your home for flooding.
 - Reduce potential property damage by elevating utilities and installing sewer backflow valves.
 - Use flood damage resistant materials.
- Consider flood insurance: **Flood losses are not typically covered under renter and homeowner's insurance policies. Consider purchasing flood insurance through the National Flood Insurance Plan (NFIP). Flood insurance is available in most communities whether or not your building is in a flood-prone area, but there is a 30-day waiting period before it goes into effect.**



KEY MESSAGING POINTS

When a Hurricane or Tropical Storm Is Approaching

- Listen to a National Oceanic and Atmospheric Administration (NOAA) Weather Radio or to a local news station for the latest information.
- Review your family emergency plan.
- If you live or work in a flood zone or in an area that is prone to flooding, be ready to evacuate.
- If you are not in an area prone to flooding and planning on riding out the storm at home, gather adequate supplies in case you lose power and water for several days and you are unable to leave.
- Prepare for power outages by charging cell phones and electronics and setting your refrigerator and freezer to their coldest settings. If you use electricity to get well water, fill your bathtub with water to use for flushing toilets.
- Keep your car's gas tank full. Pumps at gas stations may not work during a power outage.
- Prepare your home.
- Secure or bring in outdoor objects (patio furniture, children's toys, trash cans, etc.) that could be swept away or damaged during strong winds or flooding.
- Clear clogged rain gutters to allow water to flow away from your home.
- If damaging winds are expected, cover all of your windows. If you don't have storm shutters, board up windows with 5/8" exterior-grade or marine plywood.
- Go Tapeless! Taping windows wastes preparation time, does not stop windows from breaking in a hurricane, and does not make cleanup easier. In fact, taping windows may create larger shards of glass that can cause serious injuries.
- Turn off propane tanks if you are not using them.
- Prepare for flooding by elevating items in your basement, checking your sump pump, unplugging sensitive electronic equipment, clearing nearby catch basins, and parking vehicles in areas not prone to flooding.

KEY MESSAGING POINTS

When a Hurricane or Tropical Storm Is Approaching

- If instructed, turn off your gas and electricity at the main switch or valve.
- If you have a boat, remove it from the water. If you cannot, prepare your boat for the storm to reduce damage.

During a Hurricane

- Avoid driving or going outdoors during a storm. Flooding and damaging winds can make traveling dangerous.
- If you must be out in the storm:
- Do not walk through flowing water. Six inches of swiftly moving water can knock you off of your feet.
- Remember the phrase “Turn Around, Don’t Drown!” Don’t drive through flooded roads. Cars can be swept away in just two feet of moving water. If your vehicle is trapped in rapidly moving water, stay in the vehicle. If the water is rising inside the vehicle, seek refuge on the roof.
- Do not drive around road barriers.
- Continue to monitor media for emergency information.
- Follow instructions from public safety officials.
- If advised to evacuate, do so immediately. Take only essential items, and bring your pets if possible.
- If told to shelter in place:
- Stay indoors and away from windows.
- Listen to local television or radio for updates.
- Conditions may change quickly; be prepared to evacuate to a shelter or neighbor’s home if necessary.

KEY MESSAGING POINTS

After a Hurricane

- Continue to monitor the media for emergency information.
- Follow instructions from public safety officials.
- Call 9-1-1 to report emergencies, including downed power lines and gas leaks.
- Call 2-1-1 to obtain shelter locations and other disaster information.
- Stay away from downed utility wires. Always assume a downed power line is live.
- Remember the phrase “Turn Around, Don’t Drown!” Don’t drive through flooded roads. Cars can be swept away in just two feet of moving water.
- Stay out of damaged buildings and away from affected areas and or roads until authorities deem them safe.
- If you have evacuated, return home only when authorities say it is safe to do so.
- Listen to news reports to learn if your water supply is safe to drink. Until local authorities proclaim your water supply safe, boil water for at least one minute before drinking or using it for food preparation.
- Check your home for damage:
- Never touch electrical equipment while you are wet or standing in water. Consider hiring a qualified electrician to assess damage to electrical systems.
- Have wells checked for contamination from bacteria and chemicals before using.
- Have damaged septic tanks or leaching systems repaired as soon as possible to reduce potential health hazards.
- If you believe there is a gas leak, go outdoors immediately, and do not turn electrical switches or appliances on or off. If you turned off your gas, a licensed professional is required to turn it back on.
- If your home or property is damaged, take photos or videos to document damage, and contact your insurance company.

KEY MESSAGING POINTS

After a Hurricane

- If your home or property is damaged, take photos or videos to document damage, and contact your insurance company.
- If your power is out, follow our [power outage safety tips](#).
- Report power outages to your utility company.
- Use generators and grills outside because their fumes contain carbon monoxide. Make sure your carbon monoxide detectors are working as it is a silent, odorless, killer. See more [Generator Safety Tips](#).
- If a traffic light is out, treat the intersection as a four-way stop.
- If phone lines are down, use social media or texting to let others know you are OK.
- Look before you step. After a hurricane or flood, the ground and floors can be covered with debris, including broken bottles and nails.
- Avoid entering moving or standing floodwaters. Floodwater and mud may be contaminated by oil, gasoline, or raw sewage.
- Clean and disinfect anything that got wet, and take steps to prevent and detect mold. Consider using professional cleaning and repair services. See more tips to recover from [flooding](#).
- Throw away food (including canned items), that has come into contact with floodwaters, was exposed to temperatures above 40 °F for more than two hours, or has an unusual odor, color, or texture. When in doubt, throw it out!
- Be a good neighbor. Check on family, friends, and neighbors, especially the elderly, those who live alone, those with medical conditions and those who may need additional assistance.

SOCIAL MEDIA POSTS

Below are examples of social media posts that can be used to prepare your community for hurricanes and tropical storms. Included with each post is an infographic that you can use on your own social media or as inspiration to create your own. Engage your audience further by adding emojis and linking information from local resources. **Spanish messaging and infographics are available beginning on page 22.**

Infographics Library:

MEMA has developed a library of Hurricane Preparedness graphics available for download at the following link: bit.ly/EnglishInfographicsHurricanePrep2024. Find additional infographics from the [National Weather Service](#) and [FEMA](#).



SOCIAL MEDIA POSTS

Before a Hurricane

DYK #hurricanes can affect both coastal & inland areas in Massachusetts?

Learn more and how to prepare:
www.mass.gov/mema/hurricanes
#HurricanePrep

DYK: Hurricanes and tropical storms can bring storm surge, high winds, heavy rainfall, inland flooding & tornadoes and can impact all areas of Massachusetts?

Learn how to prepare yourself, your family, and your property:
www.mass.gov/mema/hurricanes
#HurricanePrep

August and September are historically the peak of hurricane season in Massachusetts.

#HurricanePrep: www.mass.gov/mema/hurricanes
#KnowYourZone: www.mass.gov/knowyourzone

#Hurricanes & tropical storms can cause damage far away from the coast - W. Mass had significant damage from TS Irene with heavy rain/inland flooding and strong winds.

1) #KnowYourZone 2) Build A Kit 3) Make A Family Plan 4) Stay Informed
www.mass.gov/mema/hurricanes

SOCIAL MEDIA POSTS

Before a Hurricane

DYK Hurricane Season continues through November 30th?

Take steps now to prepare which can also be used for other hazards throughout the year.

#HurricanePrep Steps 1) #KnowYourZone 2) Build A Kit 3) Make A Family Plan 4) Stay Informed: www.mass.gov/mema/hurricanes

Do you live, work, or vacation in a #hurricane #evacuation zone? Find out with this interactive map: www.mass.gov/knowyourzone #KnowYourZone #HurricanePrep

Learn if you live in a hurricane evacuation zone that may need to evacuate during a hurricane or tropical storm: www.mass.gov/knowyourzone #HurricanePrep #KnowYourZone

If you live in an area that may #flood and may need an accessible transportation option to evacuate

- Plan with family, neighbors, friends to assist.
- Contact local public safety officials to make them aware of your needs.

<https://www.mass.gov/info-details/emergency-preparedness-for-individuals-with-disabilities-and-access-and-functional>

Prior to a #hurricane, create and review your family emergency plan.

- Have a plan to go to higher ground quickly if necessary.
- If you live or work in a flood zone, hurricane evacuation zone, or an area prone to flooding, be prepared to evacuate.

www.mass.gov/mema/hurricanes

SOCIAL MEDIA POSTS

Before a Hurricane

Is your family ready for a #hurricane?

Create a family emergency plan so you'll know what to do: www.mass.gov/info-details/make-a-family-emergency-plan #HurricanePrep

If you receive medical treatments or home health care services, work with your medical provider to determine how to maintain care and service if you are unable to leave your home during a hurricane or other emergency.

www.mass.gov/mema/hurricanes
#HurricanePrep

If your medical equipment uses electricity, talk to health care providers, utility company & your personal support network for how to use them and options during a power outage.

www.mass.gov/info-details/power-outage-safety-tips #HurricanePrep

Emergency kits should include essential items that will help sustain you & your family for 3+ days.

See our checklist of items to include and customize for the needs of your family:

www.mass.gov/info-details/build-an-emergency-kit
#ReadyMA #HurricanePrep

Doing renovations? Tips for properties in areas that may flood during a #hurricane:

- Elevate a furnace, water heater, & electric panel to higher floors
- Install a sump pump
- Install check valves in sewer lines to prevent floodwater from backing up

www.mass.gov/mema/hurricanes

SOCIAL MEDIA POSTS

Before a Hurricane

Make sure your home has working Carbon Monoxide (CO) & smoke detectors with fresh batteries:

www.mass.gov/mema/hurricanes

#HurricanePrep

Don't Be Left in the Dark!

#Hurricanes often cause #PowerOutages.

Find out how to prepare: www.mass.gov/info-details/power-outage-safety-tips

#HurricanePrep #ReadyMA

The Massachusetts Homeowner's Handbook to Prepare for Coastal Hazards has vital information on how residents can prepare for #hurricanes, #noreasters & #floods & other hazards:

<https://www.mass.gov/doc/homeowners-handbook-to-prepare-for-coastal-hazards/download>

#HurricanePrep

Whether you are inside or outside of a flood prone area & whether you are a homeowner, renter, or business owner, you can purchase a flood insurance policy from the National Flood Insurance Program.

Call your insurance agent to get info

<https://www.mass.gov/guides/floodplain-management>

#HurricanePrep

Most homeowners' and renters' insurance does not cover flood damage.



Learn more about flood insurance at <http://FloodSmart.gov>

#HurricanePrep

SOCIAL MEDIA POSTS

Before a Hurricane

Hurricane Preparedness for People with Access/Functional Needs

- 1** Create an emergency kit tailored to your needs: medications, medical supplies, mobility aids, batteries, etc. Don't forget a communication plan!
- 2** Stay informed! Follow local authorities for updates and evacuation orders. Use accessible sources for information.
- 3** Register with your local emergency management agency to receive assistance during evacuations and sheltering.
- 4** Plan your evacuation route in advance. Consider accessible transportation options and locations with necessary accommodations.
- 5** Notify neighbors, friends, and family about your situation and emergency plan. Stay connected for support and updates.

SOCIAL MEDIA POSTS

When a hurricane or tropical storm is approaching

Listen to local news stations and public officials for the latest information and updates.

www.mass.gov/mema/hurricanes

#HurricanePrep

Follow instructions from public safety officials. If told to evacuate, do so immediately. If you must evacuate your home, take only essential items, including your emergency kit, and bring your pets.

www.mass.gov/mema/hurricanes

#HurricanePrep

- Prepare for power outages by charging cell phones and electronics and setting your refrigerator and freezer to their coldest settings.
- If you use electricity to get well water, fill your bathtub with water to use for flushing toilets.

www.mass.gov/info-details/power-outage-safety-tips

#HurricanePrep

Tie down or bring in outdoor objects (patio furniture, children's toys, trash cans, etc.) that could be swept away or damaged during strong winds or flooding.

www.mass.gov/mema/hurricanes

#HurricanePrep

Unplug sensitive electronic equipment before flooding occurs.
Do not touch electrical equipment if you are wet or standing in water.

www.mass.gov/mema/hurricanes

#HurricanePrep

SOCIAL MEDIA POSTS

When a hurricane or tropical storm is approaching

Before a #flood:

- Elevate items stored in the basement and other low-lying flood prone areas to minimize damage from flooding.
- If you have a sump pump, check that it is functioning properly.

www.mass.gov/mema/hurricanes

#HurricanePrep

Before a #flood:

Clear street catch basins and storm drains to prevent or reduce street flooding.

www.mass.gov/mema/hurricanes

#HurricanePrep

If you use medical devices, augmentative or alternative communications devices or other assistive technologies, plan how you will evacuate with the devices and accessories (e.g. extra hearing aid batteries) **#HurricanePrep**

SOCIAL MEDIA POSTS

During a Hurricane

Follow instructions from public safety officials. If told to evacuate, do so immediately. If you must evacuate your home, take only essential items, including your emergency kit, and bring your pets.

www.mass.gov/mema/hurricanes

Avoid driving or going outdoors during a storm. Flooding and damaging winds can make traveling dangerous.

www.mass.gov/mema/hurricanes

During strong winds in a hurricane, take shelter in a basement or an interior room (closet, interior hallway) on the lowest level of a building away from windows, doors, and outside walls.

www.mass.gov/mema/hurricanes

Do not drive or walk into floodwater. It only takes 6 inches of swiftly moving water to knock you off your feet!

www.mass.gov/mema/hurricanes

Turn around, don't drown!

- Never drive into a flooded roadway. Cars can be swept away in 2 ft. of moving water.
- Do not drive around road barriers. Roads and bridges may be washed out or structurally unsound.

www.mass.gov/mema/hurricanes

If you're sheltering in place, listen to local news outlets for updates. Conditions may change quickly, so be prepared to evacuate if necessary.

www.mass.gov/mema/hurricanes

SOCIAL MEDIA POSTS

During a Hurricane

  **Need Help Evacuating? Here's What to Do:**  

Call 911 and inform them about your situation. Clearly state that you need help with evacuation.

Provide your exact location and any relevant details about your access or functional needs.

@Mass211 provides shelter information in various languages. Visit their website or call 2-1-1 for language-specific guidance.

If you lose power and need to plug in your medical device, call 2-1-1 or your local public safety officials to find a shelter location.

SOCIAL MEDIA POSTS

After a Hurricane

If you have evacuated, return home only when authorities say it is safe to do so. Check with local officials or call 2-1-1 to find shelter locations and other disaster information.

www.mass.gov/mema/hurricanes

Be a good neighbor. Check on family, friends, and neighbors, especially the elderly, those who live alone, those with medical conditions and those who may need additional assistance.

www.mass.gov/mema/hurricanes

Power Outage Safety Tips:

- Avoid downed power lines & assume they are live
 - Call 9-1-1 to report downed lines
- Call your utility company to report power outages.
 - Keep #generators outside & away from building

Power outage safety tips: www.mass.gov/info-details/power-outage-safety-tips

Using a generator because the power is out?

- Keep generators outside and away from house. Carbon monoxide can kill. Make sure CO detectors are working.
 - Follow manufacturer's guidelines when using a generator.
 - Generator safety tips: <http://bit.ly/2H1nTBn>

Turn around, don't drown!

- Never drive into a flooded roadway. Cars can be swept away in 2 ft. of moving water.
- Do not drive around road barriers. Roads and bridges may be washed out or structurally unsound.

www.mass.gov/mema/hurricanes

SOCIAL MEDIA POSTS

After a Hurricane

Flooded homes can be dangerous

- Stay away from electrical utility equipment after a storm or if it is wet to prevent being electrocuted.
- Get a professional to check for loose wires, mold and hidden damage before re-entering.

www.mass.gov/mema/hurricanes

If your home or property experienced #flood damage, take photos or videos to document the damage and contact your insurance company.

Learn more about how to recover after a disaster: <http://bit.ly/2CvEECF>

Clean and disinfect anything that got wet. Protect yourself during cleanup by wearing appropriate protective equipment such as gloves, safety glasses, and face masks.

www.mass.gov/mema/hurricanes

Stress from needing to evacuate from your home can trigger negative thoughts & feelings. In a crisis, call 9-1-1 or call or text SAMHSA's Disaster Distress Helpline: 1-800-985-5990

MENSAJES IMPORTANTES:

Antes de Un Huracán:

- Conozca su área: Averigüe si vive usted en una zona de evacuación de huracanes.
- Averigüe si su propiedad está en riesgo de o propenso de inundaciones por mirar el Mapas de Inundaciones por el Federal Emergency Management Agency (FEMA).
- Elabore un plan de emergencia familiar.
 - Si usted vive o trabaja en una zona de inundación, Zona de evacuación de huracanes, o una área al riesgo de inundaciones, usted necesita estar preparado para evacuar.
 - Si recibe usted servicios médicos en casa, trabaje con su proveedor médico para mantener estos servicios si no puede salir de su vivienda durante un huracán u otra emergencia.
- Construya un equipo de emergencia para desastres con necesidades que pueden sostener usted y su familia si no puede dejar su vivienda.
- Prepare su Casa:
 - Eleve hornos, calentadores de agua, y paneles eléctricos a pisos superiores.
 - Asegure que los detectores de monóxido carbono (CO) y detectores de humo funcionen.
- Inundaciones costeras y de terrenos adentros son muy peligrosos durante una tormenta tropical o huracán. Las pérdidas por inundaciones generalmente no son incluidas en pólizas de seguros para dueños o inquilinos de casa. Considere comprar seguros para inundaciones por el Plan Nacional de Seguros para Inundaciones (NFIP).
 - Los seguros para inundaciones están disponibles en la mayoría de comunidades ya sea que su edificio está o no está en una zona de inundación, pero generalmente hay un período de espera de 30 días antes de que la póliza entre en vigor.

MENSAJES IMPORTANTES:

Cuando un Huracán o Tormenta Tropical Está Acercándose

- Escuche a estaciones de noticias locales y oficiales públicas para información y novedades recientes.
- Siga instrucciones de oficiales de seguridad pública. Si hay una orden de evacuación, hágalo inmediatamente. Si usted necesita evacuar su vivienda, solo tome cosas esenciales, incluyendo su equipo de emergencia, y sus mascotas.
- Si no sea pedido a evacuar y se va a quedar en casa durante la tormenta, recoge suministros adecuados en caso de que se perdiere electricidad o acceso a agua, y si no pudiere dejar.
- Prepare para apagones: cargue celulares y electrónicas, ponga su nevera y congelador en los ajustes más fríos. Si usas electricidad para conseguir agua de un pozo, llene su bañera con agua para usar a tirar el baño.
- Prepare su vivienda:
 - Ate o traer adentro cosas fuera de casa (muebles de jardín, juguetes, basuras, etc.) que puede ser arrastrados o dañados por vientos fuertes o inundaciones.
 - Si vientos fuertes son esperadas, cubra los ventanas con 5/8” madera contrachapada del grado exterior o marino.
 - Prepare para inundaciones por elevar cosas en su sótano, checar su bomba de sumidero, desenchufar aparatos electrónicos sensibles, limpiar los sumideros de la calle, y aparcar los coches en lugares que no son propensos a inundaciones.

MENSAJES IMPORTANTES:

Durante un Huracán

- Siga instrucciones de oficiales de seguridad pública. Si hay una orden de evacuación, hágalo inmediatamente. Si usted necesita evacuar su vivienda, solo tome cosas esenciales, incluyendo su equipo de emergencia, y sus mascotas.
- Evite conducir o dejar la casa durante una tormenta. Inundaciones y vientos fuertes pueden hacer viajes muy peligrosos.
- Durante vientos fuertes en un huracán, tome refugio en un sótano o habitación interior (armario, pasillo interior), en el piso más bajo de un edificio. Quédese lejos de ventanas, puertas, y paredes exteriores.
- Si usted necesita evacuar o está viajando durante un inundaciones, recuerde:
 - No conduzca o camine en agua en movimiento. La mayoría de ahogamientos ocurren en las riadas. ¡El agua se mueve rápidamente y puede hacerse perder los pies!
 - Nunca conduzca por una calzada inundada - ¡Dése vuelta, no se ahogue! Los coches pueden ser arrastrados en solo 2 pies de agua en movimiento. Si su vehículo está atrapado en una riada, quédese en el vehículo. Si el nivel de agua se está levantando dentro del vehículo, busque refugio en el techo.
 - No conduzca alrededor de las barreras de la calle. Calles y puentes pueden ser destruidos o defectuosos.
- Si usted se refugia en lugar, escuchen a medios de comunicación locales para novedades. Las condiciones pueden cambiar muy rápidamente, entonces sé preparado a evacuar si se vuelve necesario.

MENSAJES IMPORTANTES:

Después de Un Huracán

- Si usted ha evacuado, solo devuelva a casa cuando las autoridades dicen que es seguro hacerlo. Comunique con oficiales o llame 2-1-1 para encontrar unos refugios cercanos y otra información sobre los desastres.
- Sé un vecino bueno. Vigile a su familia, amigos, y vecinos, especialmente ancianos, quienes viven solos, quienes tienen condiciones médicas, o quienes necesitan ayuda extra.
- Evite cables eléctricos caídos y asuma que tienen electricidad.
- Si usted no tiene electricidad, siga estos consejos para apagones.
 - Reporte apagones a su empresa de servicios públicos.
 - Use generadores y parrillas fuera de casa, porque sus humos pueden tener monóxido de carbono. Asegure que sus detectores de monóxido de carbono funcionen, porque el monóxido de carbono es una asesino silencioso y inodoro.
- Nunca conduzca por una calzada inundada - ¡Dése vuelta, no se ahogue! No conduzca alrededor de las barreras de la calle. Calles y puentes pueden ser destruidos o defectuosos.
- Cheque su casa para daños:
 - Si su vivienda o propiedad está dañado, tome fotos o videos para documentar el daño, y contacte con su empresa de seguros.
- Limpie y desinfecte cualquier cosa que se mojó. Protegése durante una limpieza por llevar equipo protectivo como guanes, gafas de protección, y máscaras faciales

SOCIAL MEDIA POSTS - SPANISH

IMAGENES PARA REDES SOCIALES (link):

bit.ly/SpanishInfographicsHurricanePrep2024

Sabe términos sobre los #huracanes:

Advertencia de huracán: condiciones de huracanes (vientos > 74 MPH) son posibles en las próximas 48 horas - ¡sé preparado!

Aviso de huracán: condiciones son esperadas dentro de las próximas 36 horas - ¡Tome acción!

www.mass.gov/mema/hurricanes

¿Sabe usted la diferencia entre advertencias y avisos de huracanes, advertencias y avisos de tormentas tropicales, y advertencias y avisos de marejadas ciclónicas?

Aprenda los términos y cómo puede prepararse: www.mass.gov/mema/hurricanes

#PreparaciónParaHuracanes

SOCIAL MEDIA POSTS - SPANISH

Antes de un Huracán

¿Sabía usted que los huracanes pueden afectar tanto a las áreas interiores como a las costeras?

Aprenda más y cómo puede prepararse: www.mass.gov/mema/hurricanes
#Hurricaneprep

¿Sabía usted que los huracanes y tormentas tropicales pueden traer marejadas ciclónicas, inundaciones de tierras dentro, y tornados?

Aprenda cómo puede preparar para su mismo, su familia, y sus propiedad:
www.mass.gov/mema/hurricanes
#Hurricaneprep

Agosto y Septiembre históricamente son los picos de la temporada de huracanes en Massachusetts.

#PreparaciónParaHuracanes: www.mass.gov/mema/hurricanes
Aprenda su área aquí: www.mass.gov/knowyourzone

Huracanes y tormentas tropicales pueden causar daño lejo de la costa - Mass. de Oeste sufrió daño severo de tormenta tropical Irene.

1) Conozca su área 2) Construya un equipo de emergencia 3) Crear una plan para su familia 4) Mantente informado
www.mass.gov/mema/hurricanes

¿Sabía usted que la temporada de huracanes continúa hasta el 30 de noviembre? Tome acción hoy para prepararse para huracanes y otros peligros a lo largo del año. Aprenda más aquí: www.mass.gov/mema/hurricanes

SOCIAL MEDIA POSTS - SPANISH

Antes de un Huracán

¿Vive, trabaja, o vacaciona usted en una zona de evacuación de huracanes?
 Descubra con esta mapa interactiva: www.mass.gov/knowyourzone
[#KnowYourZone](#) [#PreparaciónParaHuracanes](#)

Infórmese si vive usted en una zona de evacuación para huracanes; es posible que necesite evacuar durante una huracán o tormenta tropical:
www.mass.gov/knowyourzone
[#PreparaciónParaHuracanes](#) [#KnowYourZone](#)

Si tiene usted una discapacidad y necesita transportación accesible durante una #inundación, aprenda cómo prepararse aquí:
<https://www.mass.gov/info-details/emergency-preparedness-for-individuals-with-disabilities-and-access-and-functional-needs>

 Caption:

- Planifique con familia, vecinos, y amigos que puedan ayudar.
- Contacte oficiales de seguridad pública para informarles de sus necesidades.

Antes de un huracán, construya y revise su plan de emergencia con su familia.

- Si es necesario, planifique a ir a un terreno más alto.
- Si vive o trabaja en una zona de inundación o una zona de evacuación de huracanes, sé preparado para evacuar.

www.mass.gov/mema/hurricanes

Está preparado su familia para una #huracan?
 Construya una plan de emergencia y para que sepas que hacer:
bit.ly/Plan4Family [#preparaciónparahuracanes](#)

SOCIAL MEDIA POSTS - SPANISH

Antes de un Huracán

Si recibe usted servicios médicos o servicios de cuidado de la salud en casa, trabaje con su proveedor médico para mantener estos servicios si no puede dejar su vivienda durante un huracán u otra emergencia.

www.mass.gov/mema/hurricanes
#HurricanePrep

Si su dispositivo médico necesita electricidad, puede hablar con proveedores médicos y empresas de servicios públicos para aprender cómo usar el dispositivo durante un apagón.

www.mass.gov/info-details/power-outage-safety-tips #HurricanePrep

Los equipos de emergencia necesitan incluir cosas esenciales para sostener a su familia durante 3+ días.

Ver nuestra lista de verificación de artículos para incluir y personalizar según las necesidades de su familia: bit.ly/Your-Kit

#ReadyMA #HurricanePrep

¿Está haciendo renovaciones? Consejos para propiedades en áreas al riesgo de inundaciones durante una #huracan:

www.mass.gov/mema/hurricanes

- Eleve hornos, calentadores de agua, y paneles eléctricos a pisos superiores.
- Instale una bomba de sumidero.
- Instale válvulas de retención en líneas de alcantarillado para evitar que las aguas de la inundación retrocedan.

¡No sea dejado en la oscuridad! Los #huracanes pueden causar #apagones
Aprenda cómo usted puede preparar:

www.mass.gov/info-details/power-outage-safety-tips #HurricanePrep #ReadyMA

SOCIAL MEDIA POSTS - SPANISH

Antes de un Huracán

Asegure que su vivienda tiene detectores de Monóxido de Carbono y detectores de humo con baterías nuevas:

www.mass.gov/mema/hurricanes

#HurricanePrep

Ya sea que usted está dentro o fuera de una zona de inundación, puede comprar una póliza de seguro de inundaciones del Programa Nacional de Seguro Contra Inundaciones.

Llame su agente de seguros para ganar

información:<https://www.mass.gov/guides/floodplain-management>

La mayoría de pólizas de seguro para dueños e inquilinas de vivienda no cubren daños de inundaciones.

Aprenda mas sobre seguros de inundaciones: <http://FloodSmart.gov>

#HurricanePrep

SOCIAL MEDIA POSTS - SPANISH

Cuando un huracán o tormenta tropical está cerca

Escuche a noticias locales y oficiales públicas para las últimas novedades.
www.mass.gov/mema/hurricanes #HurricanePrep

Siga instrucciones de oficiales de seguridad pública. Si hay una orden de evacuación, hágalo inmediatamente. Si usted necesita evacuar su vivienda, solo tome cosas esenciales, incluyendo su equipo de emergencia, y sus mascotas.

www.mass.gov/mema/hurricanes
#HurricanePrep

Prepare para apagones:

- Carga celulares y electrónicas
- Ponga su nevera y congelador en los ajustes más fríos
- Si usas electricidad para coger agua de un pozo, llene su bañera con agua para usar a tirar el baño

www.mass.gov/info-details/power-outage-safety-tips #HurricanePrep

Ate o traer adentro cosas fuera de casa (muebles de jardín, juguetes, basuras, etc.) que puede ser arrastrados o dañados por vientos fuertes o inundaciones.

www.mass.gov/mema/hurricanes #HurricanePrep

Desenchufe aparatos electrónicos sensibles antes de inundaciones. No toque aparatos eléctricos si usted está mojada o si está en agua.

www.mass.gov/mema/hurricanes
#HurricanePrep

SOCIAL MEDIA POSTS - SPANISH

Cuando un huracán o tormenta tropical está cerca

Antes de una #inundacion:

- Eleve artículos en el sótano y otros lugares de bajo altitud para minimizar daños de inundación.
- Si tiene usted una bomba de sumidero, asegure que está funcionando correctamente.

www.mass.gov/mema/hurricanes

#HurricanePrep

Antes de una #inundacion:

Limpie los sumideros de calle y drenajes pluviales para prevenir o reducir inundaciones de calle.

www.mass.gov/mema/hurricanes

#HurricanePrep

SOCIAL MEDIA POSTS - SPANISH

Durante un Huracán

Siga instrucciones de oficiales de seguridad pública. Si hay una orden de evacuación, deje inmediatamente. Si usted necesita evacuar su vivienda, solo tome cosas esenciales, incluyendo su equipo de emergencia, y sus mascotas.

www.mass.gov/mema/hurricanes

#HurricanePrep

Evitar conducir o ir afuera de casa durante una tormenta. Inundación y vientos fuertes pueden hacer que viajar sea peligroso.

www.mass.gov/mema/hurricanes

Durante vientos fuertes en un huracán, tome refugio en un sótano o habitación interior (armario, pasillo interior), en el piso más bajo de un edificio, lejos de ventanas, puertas, y paredes exteriores.

www.mass.gov/mema/hurricanes

No conduzca o camine en agua en movimiento. ¡El agua se mueve rápidamente y puede hacerse perder los pies!

www.mass.gov/mema/hurricanes

¡Dése vuelta, no se ahogue!

- Nunca conduzca por una calzada inundada. Los coches pueden ser arrastrados en solo 2 pies de agua en movimiento.
- No conduzca alrededor de las barreras de la calle. Calles y puentes pueden ser destruidos o defectuosos.

www.mass.gov/mema/hurricanes

Si usted se refugia en lugar, escuchen a medios de comunicación locales para novedades. Las condiciones pueden cambiar muy rápidamente, entonces sé preparado a evacuar si se vuelve necesario.

www.mass.gov/mema/hurricanes

SOCIAL MEDIA POSTS - SPANISH

Después de un huracán

Si usted ha evacuado, solo devuelva a casa cuando las autoridades dicen que es seguro hacerlo.

Comuniqué con oficiales o llame 2-1-1 para encontrar unos refugios cercanos y otra información sobre los desastres.

Sé un vecino bueno. Vigile a su familia, amigos, y vecinos, especialmente ancianos, quienes viven solos, quienes tienen condiciones médicas, o quienes necesitan ayuda extra.

www.mass.gov/mema/hurricanes

Consejos de Seguridad Durante una Apagón:

- Evite cables eléctricos caídos y asuma que les tienen electricidad
 - Llame 9-1-1 para reportar cables caídos y apagones.
 - Quédese generadores fuera de casa y lejos del edificio.

Más consejos: www.mass.gov/info-details/power-outage-safety-tips

¿Usted está usando un generador porque hay un apagón?

- Quédese los generadores fuera y lejos de casa. Asegure que los detectores de CO funcionen.

- Siga las instrucciones del fabricante cuando use un generador.

Consejos de seguridad con generadores: <http://bit.ly/2H1nTBn>

¡Dése vuelta, no se ahogue!

- Nunca conduzca por una calzada inundada. Los coches pueden ser arrastrados en solo 2 pies de agua en movimiento.
- No conduzca alrededor de las barreras de la calle. Calles y puentes pueden ser destruidos o defectuosos.

www.mass.gov/mema/hurricanes

SOCIAL MEDIA POSTS - SPANISH

Después de un huracán

Casas inundadas pueden ser peligrosas.

- No se acerque a equipo electrónico después de una tormenta: si el equipo está mojado, usted puede ser electrocutada.
- Consiga a un profesional a mirar para cables sueltos, molde y daño ocurrido antes de entrar.

www.mass.gov/mema/hurricanes

Si su casa o propiedad sufrió daño por una #inundación, tome fotos y videos para documentar el daño, y contacte con su empresa de seguros.

Aprenda más sobre cómo recuperarse de un desastre: <http://bit.ly/2CvEECF>

Limpie y desinfecte cualquier cualquier cosa que se mojó. Protegése durante una limpieza por llevar ropa protectora como guanes, gafas de protección, y máscaras faciales

www.mass.gov/mema/hurricanes