



LOVE YOUR ROOF





DULUX® ACRATEX® ROOF RESTORATIONS

Your roof provides more than just shelter. Protect the most important surface of your most important asset; your home's roof.

With over 40 years experience in providing protection for Australian families, *Dulux AcraTex* offer a range of *Dulux* roofing colours, as well as a large selection of Colorbond® colours.

Complement the great things about your home with a great roof from *Dulux AcraTex*.

Please note: As colour accuracy is limited by the printing process, your *Dulux AcraTex* Registered Roof Applicator can provide samples of your final selection in real colour to ensure your total satisfaction.



Roof Colour: Ebonite
Wall Colour: Dulux® Silver Tea Set

GREYS

These proven performers have been a staple for Australian roofs for decades.

Designer Tip

The beauty of grey


Grey is a neutral colour that suggests space and can suit almost any home style.

Choosing a grey colour from our wide selection allows you to tailor the roof tone to your wall colour, making for contrast or variation.


Birch Grey




Colorbond® Dune®



Colorbond® Shale Grey™



Light Grey



Mid Grey




Dark Grey



Twilight Shadow



Colorbond® Wallaby®



Colorbond® Windspray®




Colorbond® Basalt®




Colorbond® Woodland Grey®




Charcoal



Colorbond® Monument®



Ebonite





Designer Tip

The soothing effects of Cool colours

For a softer finish to your home, use these cool colours in conjunction with lighter coloured gutters and fascia's.



Storm

COOL RANGE

All the colours within the Cool range deliver greater than 70% Total Solar Reflection (TSR), providing best cooling effect.

Storm



By reflecting more of the Sun's energy, the Cool Range can keep surfaces cooler to help reduce heat build up in roof spaces that can filter into living zones.*

*The extent to which the Cool Range may translate to internal benefits in warm conditions will depend on variables such as colour choice, building design (including roof pitch, materials & window placement), insulation, ventilation, occupancy use, shading, location, climate and ratio of exposed roof area to floor area. Higher TSR % means cooler surface temperature. Full TSR reports (including Surface Temperature predictions) are available at acratex.com.au



Designer Tip

The feel of earthy tones

Selecting natural colours for your roof allow you to be bolder with colour selections for your gutters, fascia's or texture coating if you wish.




Burlap

EARTHY TONES

Use these natural colours to bring about a softer look to your roof.

Colorbond® Evening Haze®



Colorbond® Cove®



Burlap




Colorbond® Classic Cream™



Cream



Colorbond® Jasper®



Colorbond® Gully®



Colorbond® Paperbark®



Afghan



Wheat





Tuscan Red

Designer Tip

The richness of the outback

Using these colours for your roof will bring about a richness to your home when paired with brick and neutral facades.



Bluegrass

Designer Tip

Embrace the colour of nature

Contrast the forest range of your roof with lighter facades to have a bolder, distinguished look for your home.

OUTBACK

These colours of the Australian outback bring warmth and positivity to your home.

Sienna



Terracotta



Dark Terracotta



Tuscan Red



Ferric Red



Colorbond® Terrain®




Mid Brown




Homestead



Clay Brick




Colorbond® Manor Red®



Monarch



Indian Red



FOREST

The varying colours of this range are akin to the greenery of Australia.

Rivergum




Bluegrass



Colorbond® Ironstone®




Colorbond® Pale Eucalypt®



Colorbond® Mangrove®




Colorbond® Cottage Green®



Brunswick Green



Mid Brunswick Green





Colorbond® Basalt®

COLORBOND®

Inspired by the colours of Australia, these Colorbond® colours help create a beautiful and seamless look for the outside of your home.

Designer Tip

The beauty of Colorbond

All Colorbond® colours are available for metal and concrete tile roofs in both gloss and satin finishes.

Colorbond® Pale Eucalypt®



Colorbond® Classic Cream™



Colorbond® Paperbark®



Colorbond® Dune®



Colorbond® Wallaby®



Colorbond® Evening Haze®



Colorbond® Cove®



Colorbond® Mangrove®



Colorbond® Windspray®




Colorbond® Woodland Grey® 




Colorbond® Cottage Green®



Colorbond® Surfmist®



Colorbond® Gully®



Colorbond® Jasper®




Colorbond® Terrain®



Colorbond® Manor Red®



Colorbond® Shale Grey™



Colorbond® Basalt®



Colorbond® Ironstone®



Colorbond® Monument®



Colorbond® Night Sky®





THE FULL ROOF RESTORATION PROCESS

The *Dulux AcraTex* Roof Membrane coating system is a full restoration process installed by *Dulux AcraTex* Registered Roofing Applicators that gives customers a 10 year materials warranty.

TILED ROOF

1. INSPECTION REPAIR/REPLACE



The entire roof is inspected for damaged tiles, loose or missing bedding, moss and lichen. Damaged tiles and faulty valley irons are replaced where required.

2. CLEAN



The roof is high pressure washed with water directed away in an environmentally friendly manner using lay-flat hosing as required.

3. RE-BED & RE-POINT



Ridge capping is re-bedded, where required. Ridge capping is then re-pointed with a flexible acrylic pointing mix.

4. STERILISE



Fungal and algal spoilage must be treated before recoating. *AcraTex* PrepTreat is applied after cleaning to sterilise the surface.

5. PRIMER/SEALER



The entire roof area is sealed to ensure strong adhesion with the Roof Membrane coating. A range of specialty primers are designed to work in system to suit specific conditions.

6. ROOF MEMBRANE



Two coat application of *AcraTex* Roof Membrane provides ultimate protection, durability and weatherproofing. **Optional Roof Membrane Glaze Coat** - available as a premium system upgrade, providing a high gloss polymer clear coat that further enhances and protects your roof.

METAL ROOF

1. INSPECTION



The entire roof is inspected for damage and preparation requirements.

2. REPLACE FIXINGS



All rusted and damaged roof screws and fittings are replaced prior to the roof being coated with roof membrane.

3. CLEAN



The roof is high pressure washed with water directed away in an environmentally friendly manner using lay-flat hosing as required.

4. PRIMER



Specialist corrosion control primers are installed where required. System options for Galvanised, Zinalume® or pre-coated metal.

5. ROOF MEMBRANE



Two coat application of *AcraTex* Roof Membrane provides ultimate protection, durability and weatherproofing. **Optional Roof Membrane Glaze Coat** - available as a premium system upgrade, providing a high gloss polymer clear coat that further enhances and protects your roof.

MAINTENANCE TIP

To ensure that your roof remains in the best possible condition, some simple care and maintenance should be undertaken. Visit acratex.com.au to access the Care and Maintenance Guide for your roof.

WHICH FINISH WHERE?

AVAILABLE IN SATIN OR GLOSS FINISH

ROOF MEMBRANE SATIN

Semi gloss finish

Perfect for metal or tile roofs

Available in Colorbond® or traditional roofing colours

ROOF MEMBRANE GLOSS

High gloss finish

Traditional roof tile restoration

AcraTex's original Roof Membrane

ENHANCED PROTECTION - ROOF MEMBRANE GLAZE COAT

Extend your roofs performance with an optional Roof Membrane Glaze Coat. Roof Membrane Glaze Coat is a premium system that delivers a high gloss finish, which resists further weathering.

Applied over the top of the Roof Membrane colour coats, Roof Membrane Glaze provides a clear polymer coat that enhances and protects your roof.

Ensure your roof is restored by a Dulux® AcraTex® Registered Roof Applicator

- 10 year material warranty*
- For tiled and metal roofs
- Extended range of roofing colours
- High build membrane barrier protection
- The largest and most trusted coatings brand in Australia



Dulux AcraTex 10 year warranty*

A 10 year material warranty is issued on product performance when the *Dulux AcraTex* Roof Membrane coating system has been applied by a *Dulux AcraTex* Registered Roofing Professional. System warranties cover film integrity, peeling and cracking. Natural weathering occurs on all exterior surfaces. Minor change in appearance including colour or gloss is a natural process caused by normal weathering. Dependant on location and environment, regular inspection and cleaning will extend your roofs good looks and protect your investment. Refer to the *Dulux AcraTex* Roof Care & Maintenance guide for more information.

For more information on our products and warranty please visit acratex.com.au or call *AcraTex* customer service - 13 23 77

Colours shown are as close as possible to actual colours and finishes can vary depending on the application. Due to limitations of your display screen and the printing process, photographic and printed images and swatches may not represent the true colour. Refer to actual samples for exact colour and finish. Dulux AcraTex, 1 Jeanes Street, Beverley SA 5009. Dulux AcraTex is a division of DuluxGroup (Australia) Pty Ltd. ABN 67 000 049 427. Dulux, AcraTex, AcraPrime, AcraShield and Coventry are registered trade marks and Sedona, Sienna and Venetian Plaster are trade marks of DuluxGroup (Australia) Pty Ltd. Colorbond and the Colorbond colours are registered trade marks of BlueScope Steel Limited.

Learn more at acratex.com.au
AcraTex Customer Service 13 23 77

