

RTH Rigid Thermal Foil

The beauty of Cal-Wrap® Rigid Thermal Foil

The true beauty of rigid thermal foil doors lies in, not only the styling and quality of the doors, but the ease of maintenance. These doors clean easily with soap and water, will not chip or peel like paint, are highly scratch resistant and colors will not fade. What could be easier!

Cal Door has set a new standard in rigid thermal foil with the latest up-to-the-minute computerized technology. Additionally, our MDF² doors and drawers are machined from the highest grade material which far exceeds the industry standard, giving durability, quality, and a magnificent kitchen for even the most discriminating tastes.

Lasts longer & color will not fade

Scratch & dent resistant

Cal-Wrap® rigid thermal foil cleans easily with soap & water

Will not chip or peel like paint

Manhattan 5 piece
C-Panel Anigre



RTEF

Rigid Thermal Foil

True 5 Piece Styles



(1 3/4" stile & rail)



(1 3/4" stile & rail)



Manhattan 5 piece C-Panel Anigre



Rochester 5 piece S-Panel Summer Flame



(1 3/4" stile & rail)



Delaware 5 piece S-Panel Natural Pear

2 Piece Inset Applied Molding Styles



(2 1/4" stile & 1 3/8" rail)



(2 1/4" stile & 1 3/8" rail)



(2 1/4" stile & 1 3/8" rail)



(2 1/4" stile & 1 3/8" rail)



2 piece Inset w/ (AM-1) Chocolate Pear



2 piece Inset w/ (AM-2) Natural Maple



2 piece Inset w/ (AM-3) Cherry Pearwood



2 piece Inset (AM-4) Wild Cherry



(2 1/4" stile & 1 3/8" rail)



(2 1/4" stile & 1 3/8" rail)



(2 1/4" stile & 1 3/8" rail)



(2 1/4" stile & 1 3/8" rail)



2 piece Inset w/ (AM-5) Anigre



2 piece Inset w/ (AM-6) Windsor Mahogany



2 piece Inset w/ (AM-7) African Walnut



2 piece Inset w/ (AM-8) Cherry Pearwood



(2 1/4" stile & 1 3/8" rail)



2 piece Inset w/
(3/8" Rope) Summer Flame

2 Piece Solid Raised Panel

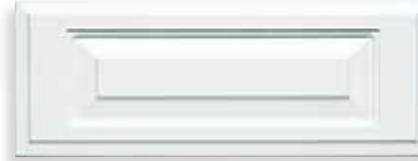
2 Piece Inset



(2 1/4" stile & 1 3/8" rail)



2 piece Juliano C-Panel Wild Apple Light



(2 1/4" stile & 1 3/8" rail)



2 piece Revere C-Panel 949 White



(2 1/4" stile & 1 3/8" rail)



2 piece Liberty S-Panel Backwoods Sycamore



(2 1/4" stile & 1 3/8" rail)



2 piece Shaker Wild Apple Light shown w/ optional 2" On Center 3/8" Beaded V-Grooves



(2 1/4" stile & 1 3/8" rail)



2 piece Artesia Manitoba Maple



(2 1/4" stile & 1 3/8" rail)



2 piece Shaker 949 White



(2 1/4" stile & 1 3/8" rail)



2 piece Shaker Summer Flame shown w/ optional 2" Off Center 1/4" V-grooves

2 Piece Inset



(2 1/4" stile & 1 3/8" rail)



(2 1/4" stile & 1 3/8" rail)



2 piece Inset Sierra Anigre



2 piece Inset Kathryn Cherry Pearwood



(2 1/4" stile & 1 3/8" rail)



2 piece Inset Atlanta Chocolate Pear

RTF One-Piece Styles



Rogue



Rogue



Rogue



Rogue Juliano Chocolate Pear



Rogue Square Backwoods Sycamore



Rogue Liberty Summer Flame




OPD-3



Solid



OPD-3



OPD-3 Manitoba Maple



OPD-3 Anigre



OPL-3 Windsor Mahogany



Tulalip



Solid



Tulalip



Tulalip Juliano African Walnut



Tulalip Square Natural Maple



Tulalip Liberty Knotty Pine



OPD-1



OPD-1



Solid



OPD-1 Summer Flame



OPD-1 Natural Maple




OPL-1 English Oak

RTF

One Piece Styles (continued)



OPSH



European



OPD-2



OPSH Natural Pear



European Almond



OPR-2 African Walnut



Hopi Diamond



Dakota



Hopi Square



Hopi Diamond Manitoba Maple



Dakota Select Cherry



Hopi Square Solar Oak



Top Route



Double Route



Middle



OP-773 Wild Apple Light



OP-771 Sakura Cherry



OP-772 Liberty Windsor Mahogany



3/8" x 3/8" Radius Corners



OP-709



Umpqua



Plank Fashion Grey shown w/ **optional**
3/8" x 3/8" Radius Corners



OP-709 Cherry Pearwood



Umpqua High Gloss Birdseye Maple