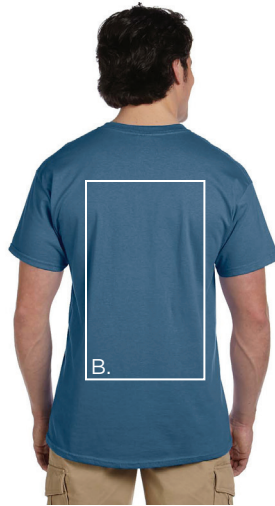
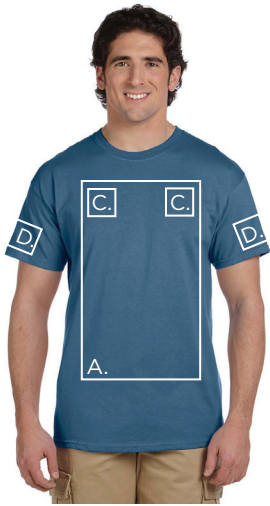




PRODUCT PLACEMENT GUIDE

Unisex: Short & Long Sleeve T-Shirts



Print Locations

A. Front Full 12" x 14"

B. Back Full 12" x 14"

C. Chest/Pocket 4" x 3.5"

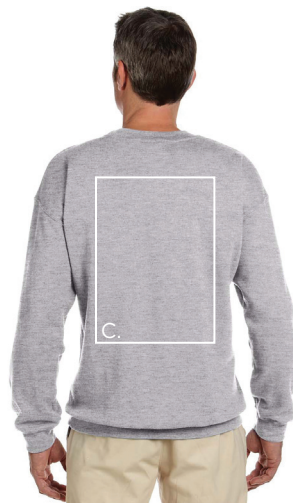

D. Short Sleeve 3.5" x 3.5"

E. Long Sleeve 3.5" x 16"



PRODUCT PLACEMENT GUIDE

Unisex: Hoodies & Sweatshirts



Print Locations

A. Front Full 12" x 10"

B. Front Full 12" x 14"

C. Back Full 12" x 14"




D. Chest 4" x 3.5"

E. Long Sleeve 3.5" x 16"



PRODUCT PLACEMENT GUIDE

Youth: Hoodies & Sweatshirts



Print Locations

A. Front Full 10" x 6"

B. Front Full 10" x 12"

C. Back Full 10" x 12"


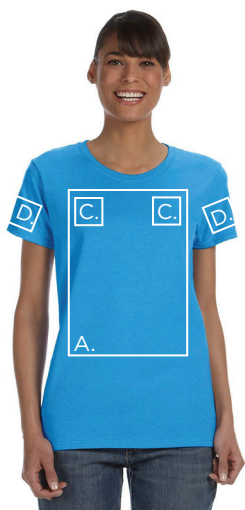
D. Chest 3.5" x 3.5"

E. Long Sleeve 3.5" x 14"



PRODUCT PLACEMENT GUIDE

Ladies: Short & Long Sleeve T-Shirts



Print Locations

A. Front Full 10" x 12"

B. Back Full 10" x 12"

C. Chest/Pocket 4" x 3.5"

D. Short Sleeve 3.5" x 3.5"

E. Long Sleeve 3.5" x 14"



PRODUCT PLACEMENT GUIDE

Unisex: Tank Tops



Print Locations

- A. Front Full 10" x 12"
- B. Back Full 10" x 12"
- C. Chest/Pocket 4" x 3.5"