



ResMed

AirFit™ N30



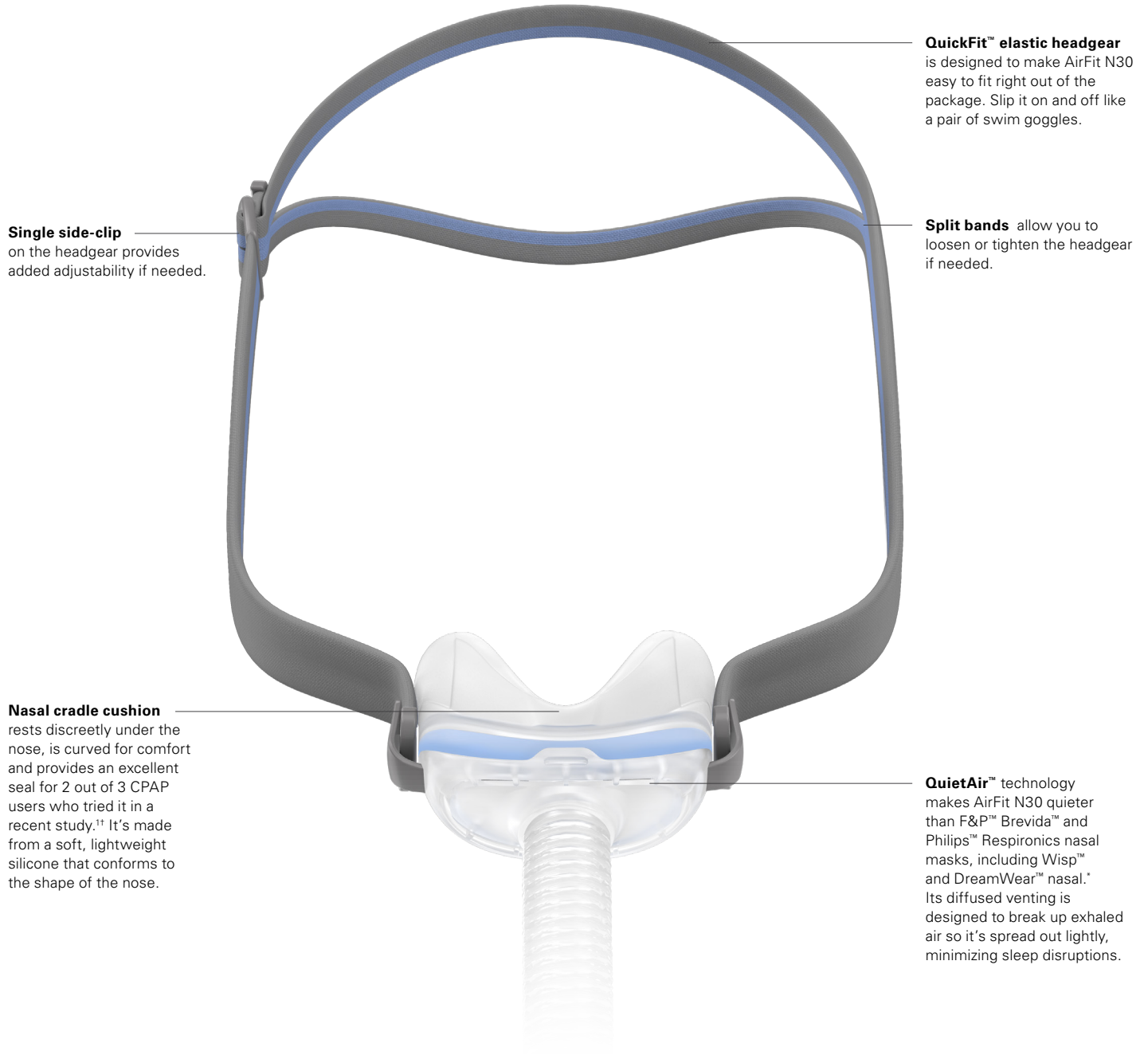
Help make therapy easy from the start

Introducing ResMed AirFit™ N30, the first nasal cradle mask on the market with front-end tubing and our lightest option yet.* It's easy to use and well-balanced, with unique features that maximize comfort and performance while minimizing facial contact. And because it's small, simple and discreet, AirFit N30 is designed to make adjusting to and staying compliant with therapy easier than ever before.



ResMed.com/AirFitN30

AirFit N30 highlights



AirFit N30 product codes

Complete mask systems (includes mask frame, nasal cradle cushion and headgear)	Product code
AirFit N30 Mask System – SML	64222
AirFit N30 Mask System – MED	64223
AirFit N30 Mask System – SML-WIDE	64224
Nasal cradle cushion	
AirFit N30 Cushion – SML	64213
AirFit N30 Cushion – MED	64214
AirFit N30 Cushion – SML-WIDE	64215

Frame system (includes mask frame and nasal cradle cushion)	Product code
AirFit N30 Frame System – SML	64210
AirFit N30 Frame System – MED	64211
AirFit N30 Frame System – SML-WIDE	64212
Headgear	
AirFit N30 Headgear	64216

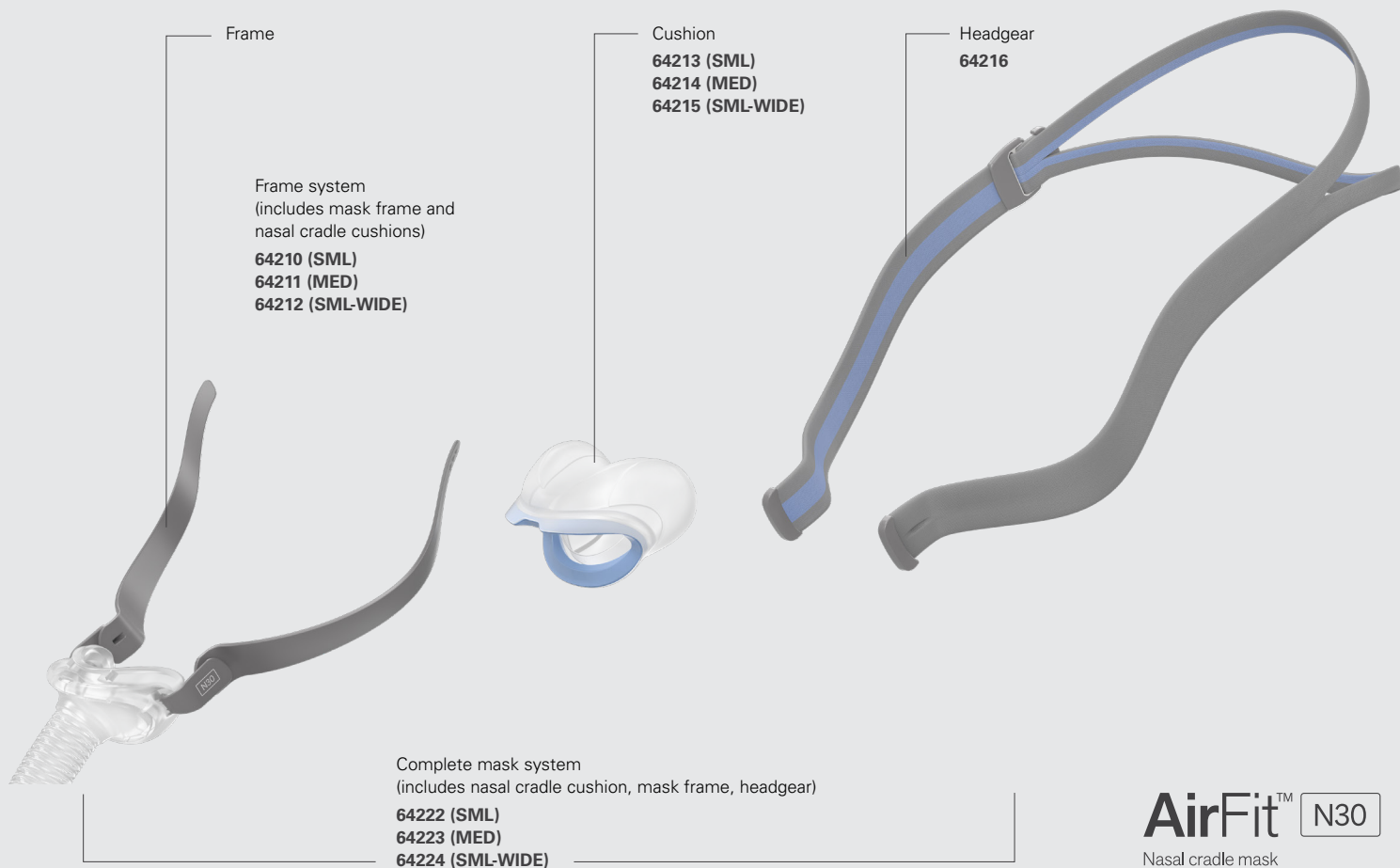
Set up patients for a lifetime of success

Did you know equipping patients with the right CPAP mask early on can boost CPAP adherence?² A recent study shows that, on average, CPAP users sleep much longer each day – 46 minutes more, in fact – with AirFit N30 compared to their current mask.^{1*} And when paired with the ResMed myAir™** app, patients can track their progress with a daily sleep score and adjust to therapy with personalized videos and tips.




“It can’t get any easier than this.”¹

- AirFit N30 study participant



AirFit™ N30
Nasal cradle mask



ResMed

AirFit™ N30

Fitting guide for AirFit N30



- While holding the nasal cradle cushion away from the nose, make sure the cushion size (SML, MED or SML-WIDE), and left (L) and right (R) indicators are facing towards you. Place the nasal cradle cushion under the nose.



- Pull the QuickFit™ headgear over the head by holding the bottom band and guiding it around the back of the head. The top band should sit comfortably on the crown of the head.



- Briefly pull the nasal cradle cushion away from the nose, and then place it back under the nose to ensure the cushion fits well.



- To achieve a comfortable fit, spread the split bands on the QuickFit headgear apart to loosen the mask or draw them closer together to tighten the mask.



- To fix a mask leak, adjust the QuickFit headgear by pulling it through the single side-clip. Adjust it just enough for a comfortable seal. Do not overtighten. You may need to adjust the headgear over time.



- The mask is now fitted and ready to use.



For patients with long hair, we recommend feeding it through the back of the headgear. If tied in a ponytail, it should sit high enough to fit comfortably through the split strap on the headgear.

Refer to the user guide for further instructions and complete labeling information including indications, contraindications, warnings and precautions.

* As of October 21, 2019. Based on available user guide data for AirFit N30, F&P Brevida, Philips DreamWear nasal and Wisp. The total weight of AirFit N30, which includes the headgear and excludes the packaging, is 45g. The sound power level of AirFit N30 is 24.7 dBA.

† CPAP users rated objective criteria for AirFit N30 and AirFit P10 on a Likert Scale of 0-10

‡ Statistically significant differences (p <0.05) in median scores were found between the two masks

** The myAir for Air10 by ResMed app is available in English only in the US, Canada, New Zealand and Australia, and in Korean in Korea

1 ResMed guided external clinical study of 17 evaluable, existing CPAP mask users from Feb. 12–25, 2019 in Sydney, AU who trialed ResMed AirFit N30 at home for 7 nights in place of their prescribed mask, ResMed AirFit P10.

2 Brooks, Rita. 8 Tips to Increase CPAP Adherence in Sleep Apnea Patients. AAST. Sept. 5, 2017. Accessed online at: <https://www.aastweb.org/blog/8-tips-to-increase-cpap-adherence-in-sleep-apnea-patients> on Aug. 26, 2019.

Distributed by ResMed Corp, 9001 Spectrum Center Boulevard, San Diego, CA 92123 USA (858) 836-5000 or (800) 424-0737 (toll free). See ResMed.com for other ResMed locations worldwide. Air10, AirFit, QuickFit, QuietAir and myAir are trademarks and/or registered trademarks of the ResMed family of companies. Brevida and F&P are trademarks of Fisher & Paykel Healthcare Limited, registered in the US and other countries. DreamWear, DreamWisp, Wisp and Phillips are trademarks of Koninklijke Philips N.V., registered in the US and other countries. Specifications may change without notice. For patent and other intellectual property information, see ResMed.com/ip. © 2019 ResMed. 10111539/1 2019-09