

# BREAK FREE from the cord




## INDUSTRIAL CORDLESS SOLUTIONS



**metabo**<sup>®</sup>  
PROFESSIONAL POWER TOOL SOLUTIONS



**ALL CHARGERS 12V, 18V, 36V COMPATIBLE**



BS 12 BL Quick



WPB 18 LTX BL 150



WPB 36-18 LTX BL 230



**3-Year Unconditional Battery Warranty**

See page 6 for more batteries and chargers



2.0Ah Compact Li-Ion

5.2Ah Li-Ion

4.0Ah Compact LiHD


8.0Ah LiHD

10.0Ah LiHD

# Ultra-M: The Most Advanced Battery System



The best cordless tools deserve the best battery system: Metabo offers a unique set of technologies designed to provide users with the power to tackle the most demanding applications.



## ➤ 168% More Run Time

The Metabo 10.0 Ah LiHD battery will run up to 168% longer.

## ➤ 3-Year Full Battery Warranty

Please see Service at [www.metabo.com](http://www.metabo.com) for more details.



## ➤ Air Cooled: Ready to use again in no time

The charger's built-in fan system quickly cools a hot battery pack as it begins the charging cycle, reducing overall charging time. The result is a battery that will charge up to 30% faster and increased battery life.

## ➤ Resistance to Extreme Temperatures

A fully charged LiHD battery pack will deliver 100% of its power in temperatures ranging from 5°F to 122°F.

## ➤ Electronic Single Cell Protection (ESCP)

Each individual battery cell is evenly charged and discharged every single time, thus greatly extending the life of the battery.

## ➤ Intelligent Battery

The key behind the system is processor controlled charge and discharge management that constantly communicates with the tool and charger.

## ➤ 100% Compatibility

All Metabo batteries, tools and chargers are compatible.



Metabo participates in:

For more information  
[call2recycle.org](http://call2recycle.org)



## Cordless Alliance System: One battery, many solutions.



## Metabo - leading the future of cordless freedom - across manufacturers!



The Cordless Alliance System (CAS) is a cross-manufacturer battery pack system of leading power tool brands.

The CAS brings together a variety of professional cordless power tools that perform a wide range of tasks, all using the same battery platform.

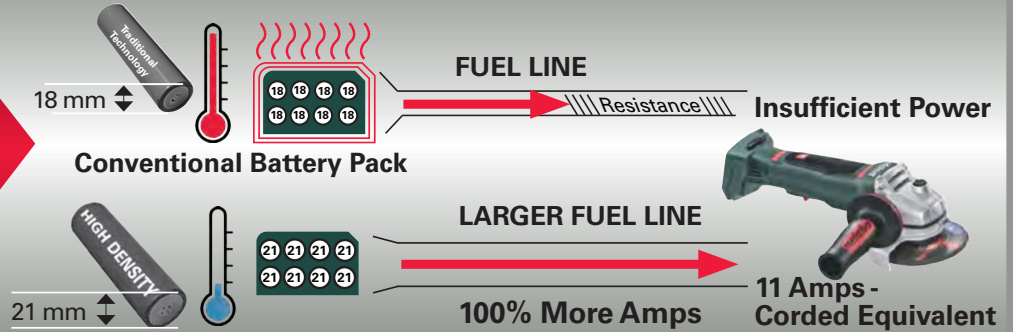
For more information please see:  
[www.cordless-alliance-system.com](http://www.cordless-alliance-system.com)



# AMPLIFIED CORDLESS POWER

# 100% MORE POWER

## NEW CELL TECHNOLOGY



# 168% MORE RUNTIME

## NEW BATTERY ARCHITECTURE

Air-Cooled design allows for faster charging cycles

Epoxy sealed electronics

Highest quality copper and nickel plating in connectors



Larger, higher current carrying contacts

More robust silver plated copper power rails

# 90/1

Power Tools Battery pack




# THE ONLY CHOICE FOR INDUSTRIAL APPLICATIONS!

**Large silver plated copper power rails**  
Minimized resistance  
Maximized power delivery



**Revolutionary LiHD high-performance cells**  
More Power, Longer Runtime

**LiHD**  
TECHNOLOGY



**Patented AIR COOLED charging technology –**  
for faster charging and longer service life.



**100% compatibility**  
with all current and future  
cordless machines from  
Metabo.

**12V, 18V, & 36V  
COMPATIBLE  
CHARGERS**

# 18V BATTERIES



## Li-Ion Power

### 2.0 Ah Li-Ion

625596000

Most compact for maximum flexibility.



### 5.2 Ah Li-Ion

625592000

Generous runtime for heavy applications.



### PA 14.4-18 LED-USB

600288000 (BARE)

USB Charger / LED light battery Adaptor

## 4.0 Ah LiHD Compact

625367000

Significantly smaller and lighter than full size battery packs. Provides run-time similar to many industry standard full size 18V batteries.



## 5.5 Ah LiHD

625368000

The ultimate professional battery for the **most power** in demanding industrial applications.



## 8.0 Ah LiHD

625369000

Extreme power output, run-time and performance for largest range of applications.



## 10.0 Ah LiHD

625549000

The ultimate professional battery for the **longest runtime** for industrial applications.



Coming Winter 2020

## 18V BATTERY STARTER KITS

Order#	Desc.	Included
US625342002	LiHD Ultra-M Pro Kit	(2) 5.5 Ah, Carrying Case, Charger
US625596020	Ultra-M Compact Kit	(2) 2.0 Ah, Carrying Case, Charger
US625596052	Ultra-M Starter Kit	2.0 Ah + 5.2 Ah, Carrying Case, Charger
US625596252	Ultra-M Professional Kit	(2) 5.2 Ah, Carrying Case, Charger
US625367002	LiHD Compact Kit	(2) 4.0 Ah, Carrying Case, Charger
US625369011	LiHD + 8.0 Ah LiHD Kit	4.0 Ah + 8.0 Ah, Carrying Case, Charger
US625369002	LiHD Pro Kit	(2) 8.0 Ah, Carrying Case, Charger

# CHARGERS


12V, 18V, & 36V  
COMPATIBLE  
CHARGERS



## ASC Multi 8 Air-Cooled Multi-Bay Charger

627301000

For 12V, 18V and 36V batteries (charges (8) 18V 4.0Ah in 68 mins.)



- Charges 8 batteries simultaneously
- Works with 12V, 18V and 36V batteries
- **Heavy Duty** aluminum housing
- Wall mounting



## ASC 55 Air-Cooled Charger

627046000

For 12V, 18V and 36V batteries (charges 18V 4.0Ah in 68 mins.)



## ASC 145 Fast Air-Cooled Charger

627380000

For 12V, 18V and 36V batteries (charges 18V 8.0Ah in 1 hr.)

NEW



## ASC 145 Duo Fast Air-Cooled Charger

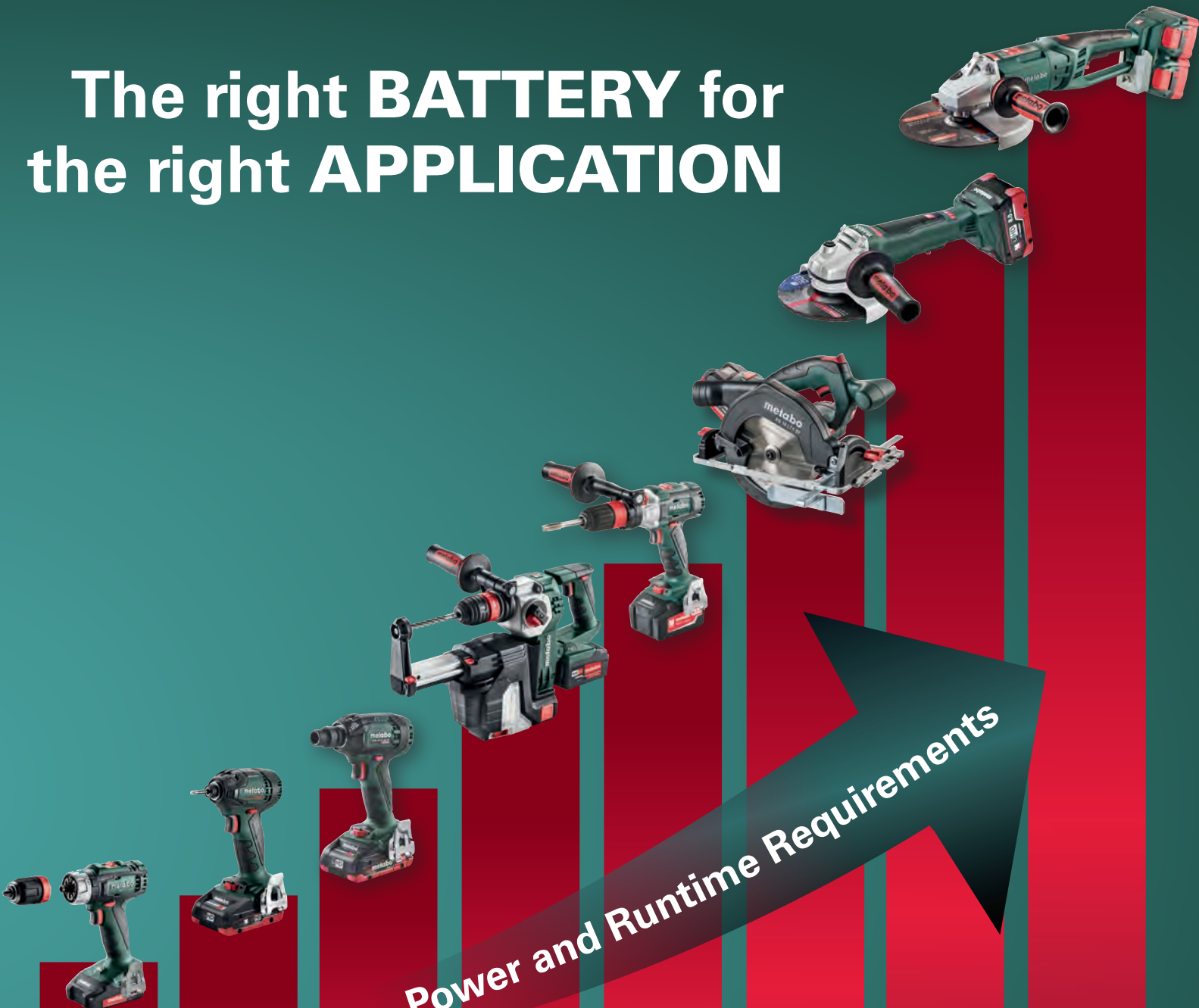
627497000

For 12V, 18V and 36V batteries (charges (2) 18V 8.0Ah in 1 hr.)

- Charges 2 batteries simultaneously
- Includes 2 USB ports

Coming Fall 2020

# The right **BATTERY** for the right **APPLICATION**



Li-Ion 2.0Ah Compact



LiHD 4.0Ah Compact



Li-Ion 5.2Ah



LiHD 8.0Ah



## 100% COMPATIBILITY

All battery packs are compatible with all existing and future Metabo 18V tools and chargers.

# CORDLESS 12V PO

## 12V 3/8" Brushless Drill Driver BS 12 BL Quick

Quick Change Chuck  
with 1/4" hex bit holder



**2**  
SPEED

2-Speed Gearbox for Versatile Use:  
- 1,650 RPM for most common applications  
- 500 RPM for high torque needs

Brushless (BL) Motor  
- Up to 398 in. lbs. torque  
- Longest life and runtime

**BRUSHLESS  
MOTOR**

Slim Grip

Quick Optional Accessories:  
- Right Angle Attachment  
- Lock-on Bit Holder

**Compact,  
Lightweight,  
and Powerful!**



### Quick Off-set Attachment

627234000 for BS 12 BL Quick



### Quick Change Right Angle Drive Adaptor

627261000 for BS 12 BL Quick



### 12V LED Flashlight

ULA 12 LED

Bare: 600788000 210 lumen



### USB Charger / LED Light battery adaptor

PA 12 LED-USB

Bare: 600298000



### 12V Caulking Gun

KPA 12 600

Bare: 601218850

KPA 12 400

Bare: 601217850

Discharge force: 990 lbs

Cartridge: 14 oz./21 oz.



### 12V Brushless Reciprocating Saw

PowerMaxx SSE 12 BL Compact

Bare: 602322890

**NEW**



See page 12  
for more recip saws

### 12V 4.0 Ah LiHD Battery Pack

625349000



### 12V 2.0 Ah Li-Ion Battery Pack

625406000



# POWER TOOL LINE



**BS 12**  
3/8" Drill/Driver



**SB 12**  
3/8" Hammer Drill/Driver



**BS 12 BL Quick**  
3/8" Brushless  
Drill/Driver

BRUSHLESS  
MOTOR



**SB 12 BL**  
3/8" Brushless  
Hammer Drill/Driver

BRUSHLESS  
MOTOR



**SSD 12**  
1/4" Impact Driver



**SSD 12 BL**  
1/4" Brushless  
Impact Driver

BRUSHLESS  
MOTOR

Model:	BS 12	BS 12 BL Quick
Drill/Drivers	<b>601036520</b> Kit: 2x 2.0Ah	<b>601039520</b> Kit: 2x 4.0Ah LiHD
	Bare: 601036890	Bare: 601039890
Hammer Drills	<b>SB 12</b> <b>601076520</b> Kit: 2x 2.0Ah	<b>SB 12 BL</b> <b>601077520</b> Kit: 2x 4.0Ah LiHD
	Bare: 601076890	Bare: 601077890
Combo Kits	<b>SB 12 + SSD 12</b> <b>685167520</b> Kit: 2x 2.0Ah	<b>SB 12 BL + SSD</b> <b>12 BL</b> <b>685165520</b> Kit: 2x 4.0Ah LiHD

Model:	SSD 12	SSD 12 BL
Drill/Drivers	<b>601114520</b> Kit: 2x 2.0Ah	<b>601115520</b> Kit: 2x 4.0Ah LiHD
	Bare: 601114890	Bare: 601115890
Gearbox	1-speed	3-speed
LED light	•	•
No-load speed (RPM)	2,500	1,250 / 2,000 / 2,500
Max impacts/min	3,500	4,000
Maximum tightening torque:		
- Soft case (continuous)	1,015 in.lbs	1,240 in.lbs
Batteries (kit only)	625406000	625349000
Charger (kit only)	627046000	627046000

Gearbox	2-speed	2-speed
Quick change chuck		• (BS 12 BL Quick only)
Planetary gearing	•	•
LED light	•	•
No-load speed (RPM)	360 / 1,400	500 / 1,650
Max impacts/min (hammer drills only)	21,000	21,000
Maximum tightening torque:		
- Soft case (continuous)	151 in.lbs	159 in.lbs
- Hard case (maximum)	354 in.lbs	398 in.lbs
Max chuck capacity (inch.)	3/8"	3/8"
Maximum drilling capacity		
- in mild steel	3/8"	3/8"
- in softwood	5/8"	1"
- in brick/block (hammer drills only)	3/8"	3/8"
Standard equipment:		
Side handle		
Batteries (kit only)	625406000	625349000
Quick change chuck		627259000*
Charger (kit only)	627046000	627046000*
Optional equipment:		
Quick right angle attachment		627261000*
Quick Magnetic Bit Holder		627241000*

\*BS 12 BL Quick only





# CORDLESS ANGLE GRINDERS

**Metabo Safety Clutch**  
Significantly reduces the risk of kick-back

- BRUSHLESS MOTOR
- STOP
- RESTART PROTECTION
- SOFT-START



**Safety Brake:** Quickly stops the wheel



**Non-Locking Paddle Switch**



**Rotatable battery pack**  
Ideal for grinding and cutting applications in hard to reach areas



- ELECTRONIC SAFETY CLUTCH
- STOP FAST BRAKE
- PADDLE-SWITCH
- STOP
- RESTART PROTECTION
- BRUSHLESS MOTOR

## 18V 4-1/2" Brushless Paddle Switch Angle Grinder with Brake

WPB 18 LTX 115 BL

Bare: 613074860

Kit: 613074620 (2x 5.5 Ah LiHD)



- ELECTRONIC SAFETY CLUTCH
- STOP FAST BRAKE
- PADDLE-SWITCH
- STOP
- RESTART PROTECTION
- BRUSHLESS MOTOR

## 18V 6" Brushless Paddle Switch Angle Grinder with Brake

WPB 18 LTX BL 150

Bare: 613076860

Kit: 613076640 (2x 8.0 Ah LiHD)



Included:  
4 1/2" and 6" wheel guards, for use with all your applications

## 36V 9" Brushless Brake Angle Grinder

WPB 36-18 LTX BL 230 (Uses 2 x 18V)

Bare: 613102860

- ELECTRONIC SAFETY CLUTCH
- 3 SEC FAST BRAKE
- PADDLE-SWITCH
- BRUSHLESS MOTOR
- STOP
- RESTART PROTECTION

### Optimum Cutting Performance with the Original Slicer!



- 4-1/2" x 7/8" 655331000
- 5" x 7/8" 655332000
- 6" x 7/8" 655339000

### Ultimate Versatility with the Combinator!



- 4-1/2" x 7/8" 616500420
- 5" x 7/8" 616501420
- 6" x 7/8" 616502420



- RESTART PROTECTION
- SOFT-START
- ELECTRONIC SAFETY CLUTCH
- PADDLE-SWITCH

## 18V 4 1/2"-5" Flat Head Paddle Switch Angle Grinder

WPF 18 LTX 125

Bare: 613070860

Kit: US613070620 (2x 8.0Ah LiHD)



**Optimum Performance with 9" Slicer Plus!**  
655797000

# CUTTING



**NEW**




**6-1/2" Metal Cutting  
Circular Saw**  
MKS 18 LTX 58  
Bare: 600771850

**Lubrication Stick**  
#623443000

**6-1/2" Steel Cut "Classic"  
Carbide Blade**  
(40 teeth) 628273000

**Aluminum Blade**  
(48 teeth) 628276000

**Guide Rails**  
FS 80 #629010000  
FS 160 #629011000



**6-1/2" Circular Saw**  
KS 18 LTX 57  
Bare: 601857890

**Up to 2-1/4"  
Cutting Depth!**



**Brushless 16  
Gauge Nibbler**  
NIV 18 LTX BL 1.6  
Bare: 601614850



**Brushless 16 Gauge Metal Shear**  
SCV 18 LTX BL 1.6  
Bare: 601615850


**6-1/2" "Classic" Precision Cut Carbide  
Blade (18 teeth)**  
628272000



**18V Variable Speed Jig  
Saw w/Barrel grip bare**  
STA 18 LTX 100  
Bare: 601002890



**18V Variable Speed Jig  
Saw w/Bow handle bare**  
STAB 18 LTX 100  
Bare: 601003890



**18V Variable Speed Jig  
Saw w/Barrel grip bare**  
STA 18 LTX 140  
Bare: 601405890



# NIBBLERS, SHEAR AND MULTI-TOOL



**SCV 18 LTX BL 1.6**  
Cordless Brushless 16 Gauge Metal Shear  
Bare: 601615850



**NIV 18 LTX BL 1.6**  
Cordless Brushless 16 Gauge Nibbler  
Bare: 601614850



**MT 18 LTX BL OSL**  
18V Multi-Tool



<b>Model Bare Tool:</b>	<b>Multi-Tool 613088850</b>
Voltage	18V
Length	250 mm / 10"
Electronics	VTC
Weight	2.6 lbs / 1,2 kg
Oscillating angle	3,2°
Oscillations per minute	8,000-20,000 opm
Accessory compatibility	Starlock®, StarlockPlus®
Brushless motor	•
Double LED Illumination	•
Tool-less magnetic blade change	•
<b>Standard equipment:</b>	Case, curved-tec StarlockPlus® wood + metal blade (626945000)

**DEPTH STOP + DUST EXTRACTION**

**626943000**  
Depth stop + dust extraction

**StarlockPlus® SANDING PLATE**

**626944000**  
3-5/8" (93 mm)  
StarlockPlus® sanding plate

**SANDING DISCS**

**624940000**  
40x (pack of 5)  
Sanding disc  
**624941000**  
60x (pack of 5)  
Sanding disc  
**624942000**  
80x (pack of 5)  
Sanding disc  
**624944000**  
120x (pack of 5)  
Sanding disc  
**624945000**  
180x (pack of 5)  
Sanding disc

**StarlockPlus® SAW BLADES**

**626945000**  
1-1/4" x 2 3/8" (32 x 60 mm)  
StarlockPlus® plunge saw blade  
For wood+metal

**626946000**  
1-1/4" x 2 3/8" (32 x 60 mm)  
StarlockPlus® plunge saw blade  
For wood

**626947000**  
1-1/4" x 2" (32 x 50 mm)  
StarlockPlus® precision saw blade  
For wood

**626948000**  
1-1/4" x 2" (32 x 50 mm)  
StarlockPlus® plunge saw blade  
For metal

**626949000**  
1-1/2" x 2" (40 x 53 mm)  
StarlockPlus® saw blade  
For wood/abrasive

# RECIP SAWS

Powerful Brushless recip saw with low weight and angled soft grip handle for optimum comfort

Integrated LED work light  
For optimum illumination of the cutting line

Heavy Duty die-cast aluminium gear housing, rubber-coated for optimum handling

Stepless variable speed control trigger with locking function



M-Quick Sawblade Change  
Tool-free clamping system for recip saw blades

Vario Constamatic Electronics  
For maximized productivity

## SSE 18 LTX BL



Saw blade rotatable by 180°  
For working comfortably overhead/upcutting

Shoe can be adjusted without tools

Compatible with all Metabo 18V Li-Ion or LiHD battery packs



Restart Protection  
Prevents unintentional start-up after power supply interruption

Gear protected against dust and water splashes



Powerful Metabo Brushless motor  
Excellent cutting performance and highest efficiency for any application



**PowerMaxx SSE 12 BL Compact**  
12V Brushless Reciprocating Saw  
Bare: 602322890



**SSE 18 LTX Compact**  
18V Reciprocating Saw  
Bare: 602266890



**SSE 18 LTX BL Compact**  
18V Brushless Reciprocating Saw  
Bare: 602366840



**ASE 18 LTX**  
18V Reciprocating Saw  
Bare: 602269850



**SSE 18 LTX BL**  
18V Brushless Reciprocating Saw  
Bare: 602267850  
Kit: US602267550 (2x 5.5 Ah LiHD)

# WELDING PREP AND DEBURRING

## Chamfering Radius Beveling Tool

KFM 18 LTX 3 RF  
(5/32" capacity at 45°)  
(5/64", 1/8" radius)



**Rotatable Battery Pack**  
- For working in confined spaces

**Detachable Dust Filter**  
- Protects motor components from damage

**Additional Cutting Guide**  
- For increased precision of straight edges  
and perfect beveled corners

### Patented One-Touch Controller

- Tool free depth adjustment
- Unmatched precision
- Locked in depth settings

**WORLD'S FIRST**

**First cordless beveling tool for 45° chamfers up to 5/32" and radii 5/64" / 1/8"**



KFM 18 LTX 3 RF  
18V 5/32" Chamfer/ 1/8" Radius Beveling Tool  
**Kit:** 601754750 (2x 5.5 Ah LiHD)  
**Bare:** 601754840 (BARE)



# STAINLESS STEEL PROCESSING AND FINISHING



**18V 4" Burnisher**  
S 18 LTX 115  
Bare: 600154850



**18V 6" Fillet Weld Grinder/Finisher**  
KNS 18 LTX 150  
Bare: 600191850

Everything  
needed to  
create a #8  
mirror finish!



**18V 1-3/16" x 21" Pipe / Tube Sander**  
RB 18 LTX 60  
Bare: 600192850



**18V 1/4", 1/2", or 3/4" x 18" Band File**  
BF 18 LTX 90  
Bare: 600321850

# The Right Drill for the Right Application



LEARN MORE!

Quick Change Chuck with 1/4" hex bit holder



11 Electronically Controlled Clutch Settings:  
- Precise  
- Impuls mode for drilling into hard surfaces

Quick Accessories:  
- Right Angle Attachment  
- X3 Torque Multiplier  
- Lock-on Bit Holder

**3**  
SPEED

3-Speed Gearbox for Versatile Use:  
- 3,800 RPM for fast drilling and pilot holes  
- 2,050 RPM for most common applications  
- 600 RPM for high torque needs

Most Powerful BL Motor  
- Up to 1,300 in. lbs. torque  
- Longest life and runtime

BRUSHLESS MOTOR

18V 1/2" Brushless Hammer Drill/Driver  
SB 18 LTX-3 BL Q I



**L**

CLASS

Heavy Duty

for everyday applications



**LT**

CLASS

Super Duty

for demanding applications



**LTX**

CLASS

EXTREME DUTY

with reserve power to go beyond



HEAVY DUTY



1/2" Drill/Driver  
BS 18 L Quick  
#602320620 (1 X 2.0Ah)

Chuck: 1/2"  
RPM: 0-450 / 0-1,800  
Max Torque: 442 in. lbs.  
BPM:

SUPER DUTY



BRUSHLESS MOTOR

1/2" Brushless Drill/Driver  
BS 18 LT BL  
#602325890 (BARE)  
#602325520 (2 X 2.0Ah)

Chuck: 1/2"  
RPM: 0-600 / 0-2,100  
Max Torque: 664 in. lbs.  
BPM:

NEW



BRUSHLESS MOTOR

1/2" Brushless Drill/Driver  
BS 18 LT BL Q  
#602334890 (BARE)

Chuck: 1/2"  
RPM: 0-600 / 0-2,100  
Max Torque: 664 in. lbs.



BRUSHLESS MOTOR

1/2" Brushless Hammer Drill/Driver  
SB 18 LT BL  
#602316890 (BARE)  
#602316520 (2x 2.0Ah)

Chuck: 1/2"  
RPM: 0-600 / 0-2,100  
Max Torque: 664 in. lbs.  
BPM: 31,950

EXTREME DUTY



BRUSHLESS MOTOR



1/2" Brushless Drill/Driver  
BS 18 LTX BL I  
#602350890 (BARE)  
#602350520 (2x 5.2Ah)

Chuck: 1/2"  
RPM: 0-500 / 0-1,850  
Peak Torque: 1,300 in. lbs.  
BPM:



BRUSHLESS MOTOR



1/2" Hammer Drill/Driver  
SB 18 LTX BL I  
#602352890 (BARE)  
#602352520 (2x 5.2Ah)

Chuck: 1/2"  
RPM: 0-500 / 0-1,850  
Peak Torque: 1,300 in. lbs.  
BPM: 32,300

**3**  
SPEED

BRUSHLESS MOTOR



1/2" Brushless Drill/Driver  
BS 18 LTX-3 BL Q I  
#602355890 (BARE)  
#602355620 (2x 5.5Ah LiHD)

Chuck: 1/2"  
RPM: 0-600 / 0-2,050/0-3,800  
Peak Torque: 1,300 in. lbs.

**3**  
SPEED

BRUSHLESS MOTOR



1/2" Brushless Hammer Drill/Driver  
SB 18 LTX-3 BL Q I  
#602357840 (BARE)  
#602357620 (2x 5.5Ah LiHD)

Chuck: 1/2"  
RPM: 0-600 / 0-2,050/0-3,800  
Peak Torque: 1,300 in. lbs.  
BPM: 32,300



# DRILLING & FASTENING



**Quick Change Chuck**  
with 1/4" hex bit holder

**Brushless Motor** for  
quick and efficient work



**Automatic Power Shift (APS)** monitors drilling speed and automatically adjusts torque when driving self-tapping screws

12 speed/torque settings for a wide range of applications

**Brushless 1/4" Impact Driver**  
SSD 18 LTX 200 BL (BARE/Compact 4.0)

## EXTREME DUTY



**WITH  
APS**



**WITH  
APS**



**Brushless 1/4" Hex Impact Driver**  
SSD 18 LTX 200 BL  
**Bare:** 602396890  
**Kit:** 602396520 (2x 4.0Ah LiHD)

**Brushless 1/2" Impact Wrench**  
SSW 18 LTX 300 BL  
**Bare:** 602395890  
**Kit:** 602395520 (2x 4.0Ah LiHD)

**Brushless High Torque 1/2" Impact Wrench**  
SSW 18 LTX 400 BL  
**Bare:** 602205890  
**Kit:** US602205310 (2x 4.0Ah LiHD)  
**Kit:** US602205550 (2x 5.5Ah LiHD)

**High Torque 1/2" Impact Wrench**  
SSW 18 LTX 600  
**Bare:** 602198890  
**Kit:** US602198550 (2x 5.5Ah LiHD)

**Drive:** 1/4" hex  
**RPM:** 0-2,900  
**Max Torque:**  
**Impacts/min:** 4,000

**1/2" square**  
0-2,650  
221 ft. lbs.  
3,750

**1/2" square**  
0-2,150  
295 ft. lbs.  
4,250

**1/2" square**  
0-1,600  
450 ft. lbs.  
2,200



# HIGH-SPEED DRILLING, RIVETING AND TAPPING

## HIGH SPEED DRILLING

IDEAL FOR PILOT HOLES AND DRILLING HOLES IN SHEET METAL



**18V 4,000 RPM High-Speed Drill**  
BE 18 LTX 6  
Bare: 600261890



**18V 3-Speed 1/2" Brushless Drill/Driver**  
BS 18 LTX-3 BL Q I  
Bare: 602355890  
Kit: 602355620 (2x 5.5Ah LiHD)



**Up to 3,800 RPM!**



## CORDLESS COMBO KIT

### SB 18 LTX BL I + SSD 18 LTX 200 BL Combo Kit

18V 2-Speed 1/2" Hammer Drill + 1/4" Impact Driver  
Kit: US685127520

Kit Includes:

- SB 18 LTX BL I
- SSD 18 LTX 200 BL
- ASC 55 Air-Cooled Charger
- 2x 5.2Ah Li-Ion batteries
- Carrying Case



**WITH  
APS**

# DRILLING & FASTENING



## TAPPING



**2 in 1: Push pull tapping tool & 1/2" Brushless Drill/Driver**

GB 18 LTX BL Q I  
Bare: 603828890



### Chucks for Tapper

1/2" Quick Change Tapping Chuck M8-M12  
627237000

1/2" Quick Change Tapping Chuck M4-M6 (up to 1/4")  
627235000

## FASTENING



**Brushless 1/4" Impact Driver**

SSD 18 LTX 200 BL

Bare: 602396890

Kit: 602396520 (2x 4.0Ah LiHD)



**Brushless High Torque 1/2" Impact Wrench**

SSW 18 LTX 300 BL

Bare: 602395890

Kit: 602395520 (2x 4.0Ah LiHD)

## RIVETING

BRUSHLESS MOTOR



**3/16" Blind Rivet Gun**

NP 18 LTX BL 5.0  
Bare: 619002890

**2,000+ rivets per charge with 4.0Ah battery**



**Up to 3/16" Rivets in aluminum!**



# INSTALLATION IN CONCRETE

**OSHA  
COMPLIANT** ✓



**9/16" Dust Extraction Accessory**  
DDE 14 630829000  
**2-3/4" Dust Extraction Accessory**  
DDE 72 631343000



**18V 74 CFM HEPA Vacuum**  
AS 18 PC HEPA  
Bare: 602021860



**Trolley for AS 18 L PC / MetaLoc**  
630174000



**18V 1" SDS-Plus Brushless Rotary Hammer w/ HEPA Vacuum Attachment**  
KHA 18 LTX BL 24 + ISA 18 LTX  
Bare: 600211900  
Kit: 600211950 (2x 5.2Ah Li-Ion)

**Dust Extraction Bits**  
SDS-Plus

Part#	Dia.	Length	Working Length
676301000	7/16"	13"	7 7/8"
676302000	1/2"	13"	7 7/8"
676303000	9/16"	14"	9 1/2"
676304000	5/8"	14"	9 1/2"
676305000	3/4"	14"	9 1/2"



**Screw Guns**  
SE 18 LTX 2500 (2,500 RPM - High Torque)  
Bare: 620047890  
SE 18 LTX 4000 (4,000 RPM)  
Bare: 620048890  
SE 18 LTX 6000 (6,000 RPM - High Speed)  
Bare: 620049890



**Screwdriver Magazine**  
Model: SM 5-55  
#631618000

**2 Phillips Bits**  
180mm  
#631582000



**1-1/4" SDS-Plus Rotary Hammer**  
KHA 36-18 LTX (Uses 2x 18V)  
Bare: 600796840



## HEAT GUN



### 18V Cordless Dual Temperature Heat Gun

HG 18 LTX 500

Bare: 610502850

**Time to Temperature:  
5 sec (572 °F)**

### STANDARD EQUIPMENT FOR HG 18 LTX 500

630004000

Wrap around nozzle



630005000

Reducing nozzle



## HIGH OUTPUT LIGHTING



### 18V LED Flashlight

ULA 14.4-18

Bare: 600368000



### 18V LED Site Light

BSA 14.4-18

Bare: 602111850

Kit: US602111750 (1x 5.2Ah)



### 18V LED Site Light

BSA 14.4-18 Industrial

Bare: 602111010

(includes lens diffuser  
and mounting - magnetic)



### 18V LED Work Light

SLA 14.4-18 LED

Bare: 600370000



### BSA Tripod

623729000



### Construction Tripod

628791000

### USB, Charger and Adaptor

PA 14.4-18 LED-USB

Bare: 600288000



# Full Line of 18V Metabo Cordless Tools & Accessories

	DESCRIPTION	MODEL NO.	BARE P/N	KIT
Drill/Drivers	1/2" Brushless Drill/Driver (0-600/2,100RPM, 664 in. lbs.)	BS 18 LT BL	602325890	602325520 (2x 2.0Ah Li-Ion)
	1/2" Brushless Drill/Driver (0-600/2,050RPM, 1,300in. lbs.)	BS 18 LTX BL I	602350890	602350520 (2x 5.2Ah Li-Ion)
	1/2" Brushless Drill/Driver (Quick, 0-600/2,050/3,800RPM, 1,300in. lbs.)	BS 18 LTX-3 BL Q I	602355890	602355620 (2x 5.5Ah LiHD)
	1/2" High Speed Drill (35 in. lbs., 4,000 RPM)	BE 18 LTX 6	600261890	-
Tapping & Rivet Gun	Brushless Tapping Tool & Drill/ Driver (Quick, 0-600/2,050RPM, 1,300in. lbs.)	GB 18 LTX BL Q I	603828890	-
	Brushless Rivet Gun (3/16" in steel, 1/4" in Aluminum, 10kN force)	NP 18 LTX BL 5.0	619002890	-
Hammer Drills	1/2" Brushless Hmr Drill/Driver (0-600/2,100RPM, 664 in. lbs., 31,950BPM)	SB 18 LT BL	602316890	602316520 (2x 2.0Ah)
	1/2" Brushless Hmr Drill/Driver (0-600/2,050RPM, 1,300in. lbs., 32,300BPM)	SB 18 LTX BL I	602352890	602352520 (2x 5.2Ah)
	1/2" BL Hmr Drill/Driver (Quick, 0-600/2,050/3,800RPM, 1,300in. lbs., 32,300BPM)	SB 18 LTX-3 BL Q I	602357890	602357620 (2x 5.5Ah LiHD)
	1/2" Impact Drill (213in. lbs., 3,000RPM, 57,000BPM)	SBE 18 LTX	600845890	-
Impact Drivers	1/4" Hex Auto-Power Shift Impact Driver (0-2,900RPM, 1,770in. lbs., 4,000BPM)	SSD 18 LTX 200 BL	602396890	602396520 (2x 4.0Ah LiHD)
	1/2" Auto-Power Shift Impact Wrench (0-2,650RPM, 221ft. lbs., 3,750BPM)	SSW 18 LTX 300 BL	602395890	602395520 (2x 4.0Ah LiHD)
	1/2" Brushless High Torque Impact Wrench (0-2,150RPM, 295ft. lbs., 4,250BPM)	SSW 18 LTX 400 BL	602205890	US602205310 (2x 4.0Ah LiHD) US602205550 (2x 5.5Ah LiHD)
	1/2" Ultra High Torque Impact Wrench (0-1,600RPM, 450ft. lbs., 2,200BPM)	SSW 18 LTX 600	602198890	US602198550 (2x 5.5Ah LiHD)
Drywall Guns	High Torque Drywall Screw gun (0-2,500 RPM)	SE 18 LTX 2500	620047890	-
	Drywall Screw gun (0-4,000 RPM)	SE 18 LTX 4000	620048890	-
	High Speed Drywall Screw gun (0-6,000 RPM)	SE 18 LTX 6000	620049890	-
Angle Grinders	4-1/2" Brushless Brake Angle Grinder (9,000RPM)	WPB 18 LTX BL 115	613074860	613074620 (2x 5.5Ah LiHD)
	4-1/2" / 6" Brushless Brake Angle Grinder (9,000RPM)	WPB 18 LTX BL 150	613076860	613076640 (2x 8.0Ah LiHD)
	5" Flat Head Paddle Switch Angle Grinder (8,000RPM)	WPF 18 LTX 125	613070860	US613070620 (2x 8.0Ah LiHD)
	9" Brushless Brake Angle Grinder (2x18V) (6,600RPM)	WPB 36-18 LTX BL 230	613102860	-
Die Grinders	Die Grinder with Paddle Switch, Non-Lock (25,000 RPM)	GPA 18 LTX	600621860	-
	High Torque Die Grinder, Lock-On (6,000 RPM)	GA 18 LTX G	600639860	-
Metal Finishing	4-1/2" Burnisher (3,000 RPM)	S 18 LTX 115	600154850	-
	6" Fillet Weld Grinder (3,800 RPM)	KNS 18 LTX 150	600191850	-
	Pipe and Tube Sander (1,812 RPM)	RB 18 LTX 60	600192850	-
	Band File (1,576 RPM)	BF 18 LTX 90	600321850	-
	1/8" Chamfer / Radius Tool (8,000 RPM)	KFM 18 LTX 3 RF	601754840	601754750 (2x 5.5Ah LiHD)
Saws	6-1/2" Metal Cutting Circular Saw	MKS 18 LTX 58 <b>NEW</b>	600771850	-
	6-1/2" Circular Saw (4,600 RPM)	KS 18 LTX 57	601857890	-
	Reciprocating Saw (0-2,700 SPM)	ASE 18 LTX	602269850	-
	PowerMaxx Reciprocating Saw (0-3,000SPM)	SSE 12 BL Compact <b>NEW</b>	602322890	-
	Compact Reciprocating Saw (0-3,300SPM)	SSE 18 LTX Compact	602266890	-
	Compact Reciprocating Saw (0-2,700SPM)	SSE 18 LTX Compact BL <b>NEW</b>	602366840	-
	Reciprocating Saw (0-2,700SPM)	SSE 18 LTX BL <b>NEW</b>	602267850	US602267550 (2x 5.5Ah LiHD)
	Multi-Tool (16,000 RPM)	MT 18 LTX <b>NEW</b>	613088850	-
	Wood Planer (16,000 RPM, 3"w, 5/32"d)	HO 18 LTX 20-82	602082890	-
	Variable Speed Jig Saw (bow-handle) (2,800 SPM, 4" cut)	STAB 18 LTX 100	601003890	-
	Variable Speed Jig Saw (barrel grip) (2,800 SPM, 4" cut)	STA 18 LTX 100	601002890	-
	Variable Speed Jig Saw (Barrel Grip) (3,000 SPM, 5-9/16" cut)	STA 18 LTX 140	601405890	-
	Vac	74 CFM / 120 mbar HEPA Vacuum Cleaner	AS 18 PC HEPA	602021860
Rot. Hmrs	1" SDS-Plus Brushless Rotary Hammer bare w/ HEPA Vacuum Attachment (1,200RPM, 4,500BPM, 2.2J)	KHA 18 LTX BL 24 Quick bare + ISA 18 LTX	600211900	600211950 (2x 5.2Ah Li-Ion)
	1-1/4" 36V 1-1/4" SDS-Plus Rotary Hammer bare (Uses 2 x 18V) (1,100RPM, 4,500BPM, 3.1J)	KHA 36-18 LTX 32	600796840	-
Shears & Nibbler	18V 16g Cordless Shear	SCV 18 LTX BL <b>NEW</b>	601615850	US601615400 (2x 4.0Ah LiHD)
	18V 16g Cordless Nibbler	NIV 18 LTX BL <b>NEW</b>	601614850	US601614400 (2x 4.0Ah LiHD)
Caulk Gun	Caulking Gun for 14oz./400mL tube	KPA 18 LTX 400	601206850	-
	Caulking Gun for 21oz./600mL tube	KPA 18 LTX 600	601207850	-
Mixer	760 RPM High-Torque Mixer	RW 18 LTX 120	601163850	-
Misc.	14" Shop Fan	AV 18	606176850	-
	Shop Blower	AG 18	602242850	-

	Description	Model No.	BARE P/N	Kit
Lights	LED Flashlight, 280 Lumens	ULA 14.4-18 LED	600368000	
	LED Work Light, 480 Lumens	SLA 14.4-18 LED	600370000	
	LED Site Lamp, 1,200/2,600 Lumens	BSA 14.4-18 LED	602111850	US602111750 (1x 5.2Ah)
	LED Site Lamp Industrial, 1,200/2,600 Lumens, High Vis, Magnet base	BSA 14.4-18 LED Industrial	60211010	

### Featured Cordless Accessories

	Description	Model No.	Order No.
Starter Kits	2x 5.5Ah <b>LiHD</b> Ultra-M Pro kit	-	US625342002
	2x 2.0Ah Ultra-M Compact Kit	-	US625596020
	2.0Ah + 5.2Ah Ultra-M Starter Kit	-	US625596052
	2x 5.2Ah Ultra-M Professional Kit	-	US625596252
	2x 4.0 Ah <b>LiHD</b> Compact Kit	-	US625367002
	4.0 Ah <b>LiHD</b> + 8.0 Ah <b>LiHD</b> Kit	-	US625369011
	2x 8.0 Ah <b>LiHD</b> Pro Kit	-	US625369002
Chucks, Adaptors, Tool Bags, Radio	18V AM/FM Bluetooth Radio <b>NEW</b>	R 12-18 BT	600777520
	USB Power Adaptor for 18V	PA 14.4-18 LED-USB, Charges 2 cell phones/1 tablet, 7 hr LED light	600288000
	X3 attachment	Multiplies torque by 3 times for tasks that demand more power	627256000
	Quick change right angle adaptor LTX	For BS 18 LTX-3 BL Q I and SB 18 LTX-3 BL Q I	627242000
	Quick change right angle adaptor L <b>NEW</b>	For BS 18 L Quick	627077000
	Quick Bit Holder	1/4 Hex locking for all quick models	627241000
	1/2" Quick Change Chuck LTX	For BS 18 LTX-3 BL Q I and SB 18 LTX-3 BL Q I	627240000
	1/2" Quick Change Chuck L <b>NEW</b>	For BS 18 L Quick	636608000
	1/2" Quick Change Tapping Chuck M8-M12	For GB 18 LTX BL Q I	627237000
	1/2" Quick Change Tapping Chuck M4-M6	For GB 18 LTX BL Q I	627235000
	Small Tool Bag	Holds up to 2 tools	657006000
Large Tool Bag	Holds up to 5 tools	657007000	
Batteries and Chargers	18V 2.0Ah Compact Li-Power		625596000
	18V 4.0Ah Compact <b>LiHD</b>		625367000
	18V 5.2Ah Li-Power		625592000
	18V 5.5Ah <b>LiHD</b>		625368000
	18V 8.0Ah <b>LiHD</b>		625369000
	18V 10.0Ah <b>LiHD</b>		625549000
	36V 5.2Ah Li-Ion		625529000
	36V 6.2Ah <b>LiHD</b>		625344000
	Charger for 12V- 36V <b>NEW</b>	ASC 55	627046000
Fast Charger for 12V-36V <b>NEW</b>	ASC 145	627380000	
Fast Duo Charger for 12V- 36V <b>NEW</b>	ASC 145 Duo	627497000	
8 Bay Charger for 12V- 36V	ASC Multi 8	627301000	

### ADAPTORS



**Quick Change Right Angle Drive Adaptor L **NEW****  
627077000 For BS 18 L Quick



**Quick Change Right Angle Drive Adaptor LTX**  
627242000  
For BS 18 LTX-3 BL Q I and SB 18 LTX-3 BL Q I



**Quick Bit Holder**  
627241000  
1/4 Hex locking for all quick models



**1/2" Quick Change Chuck LTX**  
627240000  
For BS 18 LTX-3 BL Q I and SB 18 LTX-3 BL Q I



**1/2" Quick Change Chuck L **NEW****  
636608000 For BS 18 L Quick



**1/2" Quick Change Tapping Chuck M8-M12**  
627237000 For GB 18 LTX BL Q I



**1/2" Quick Change Tapping Chuck M4-M6**  
627235000 For GB 18 LTX BL Q I

### X3 TORQUE MULTIPLIER



**X3 Attachment**  
627256000  
Multiplies torque by 3 times for tasks that demand more power. Fits the BS 18 LTX-3 BL Q I, and SB 18 LTX-3 BL Q I

### 12V-18V BLUETOOTH AM/FM RADIO



R 12-18  
600777520

### TOOL BAGS



**Small Tool Bag**  
657006000



**Large Tool Bag**  
657007000

**LiHD<sup>®</sup>** AMPLIFIED  
TECHNOLOGY CORDLESS POWER



**metabo club**  
PROS DESERVE PROFESSIONAL POWER TOOLS

*The Metabo Club is a community of skilled, professional tradespeople that take pride in their craft, with a deep concern for quality, performance, productivity and safety (their own and others). The Metabo Club is a forum to exchange ideas with similar-minded pros to improve their skills and get the job done. It is a place of knowledge sharing, passion and pride.*



[metabo.com/club](http://metabo.com/club)

**Metabo Corporation**  
Phone: 610-436-5900 or 800-638-2264  
Fax: 800-638-2261  
info@metabousa.com  
www.metabo.com



**Metabo Canada Inc.**  
Phone: 905-624-5897 or 877-638-2261  
Fax: 877-638-2269  
info@metabo.ca  
www.metabo.ca

US1059 11/20

**metabo**<sup>®</sup>  
PROFESSIONAL POWER TOOL SOLUTIONS