



**OSHA
COMPLIANT**

See page 122-123 for vacuum and accessories



05



Concrete & Masonry Solutions

- Full range of OSHA Compliant* dustless solutions (tools, vacuum and shrouds)
- Specially designed systems to outperform the applications
- Powerful, light weight tools
- High torque for demanding applications
- Wide ranges of available accessories
- Ergonomically designed

*CFR 1926.1153 for respirable crystalline silica

METABO COMPLIANT SYSTEMS



THE HEART OF THE DUSTLESS SYSTEM
157 CFM, NO SUCTION LOSS WHEN IN SELF CLEANING MODE

MADE IN GERMANY

Power dial: Adjust to provide tool with proper power/amp supply

Durable wheels: Large rear wheels. Front wheels swivel and can lock for ease of use

Electromagnetic cleaning process: Vacuum maintains suction while cleaning



- Mode selection dial
- Tool outlet: The vacuum starts and stops automatically when the tool is turned on/off
- Flip door release
- WET / DRY Capable
- Hose locking system: The vacuum can be pulled across the job site

9 GALLON CAPACITY

157 CFM AIRFLOW

ACCESSORIES

Fleece Pre-filter Bags (5) 630343000	PE Collection Bags (5) 630325000	1-1/2" x 13' Anti-static Suction Hose 631370000	Standard Polyester Filter Set (2) 631934000	HEPA filter set (2) 630326000

TABLE 1 COMPLIANT

SURFACE GRINDING / PREPARATION

RFEV 19-125 RT	5" Variable Speed Concrete Grinder RSEV 19-125 RT	5" Variable Speed Concrete Grinder RSEV 17-125 Set

NEW

AUTO CLEAN VACUUM

157 CFM

ASR 35 ACP HEPA Auto-Clean HEPA Vacuum
602057800

TABLE 1 COMPLIANT

CUTTING / SCORING / TUCKPOINTING / CHASING

5" Concrete Cutter Set T 13-125 CED Set	5" TuckPoint Set T 13-125 TuckPoint Set	Wall Chaser MFE 40

NEW

FLEXIBILITY FOR MEETING OSHA CFR 1926.1153

TABLE 1 COMPLIANT
GRINDING / CUTTING / SCORING

ANGLE GRINDERS



4 1/2" / 5" Angle Grinder
W 1100-125



4 1/2" / 5" Angle Grinder
WP 1100-125



Electronic Variable Speed
4 1/2" / 5" Angle Grinder
WEV 15-125 Quick

Electronic Variable Speed
4 1/2" / 5" Angle Grinder
WEV 11-125



Electronic 5" Angle Grinder with
Non-locking Paddle Switch, Brake,
Auto-balance and Drop Secure
WEPBA 17-125 Quick DS



Electronic Variable Speed
6" Angle Grinder
WEV 15-150 HT



Electronic Variable Speed
4 1/2" / 5" Angle Grinder
WEV 15-125 HT

SHROUDS



5" GED Grinding
Shroud
626732000



5": For all current
small professional
angle grinders
655153000



5" Clip-on Dustless
Cutting Shroud
630401000



CED 125 Plus Anti-Static Cutting
Shroud with rolling guides
626731000



Dustless Tuckpoint Guard
Fits all professional angle grinders
628216000

AUTO-CLEAN VACUUM



157
CFM



ASR 35 ACP HEPA
Auto-Clean HEPA Vacuum
602057800

TABLE 1 COMPLIANT
DRILLING SOLUTIONS

ROTARY HAMMERS



1" SDS-Plus Hammer
KHE D-26



1 1/4" SDS-Plus Hammer
KHA 36-18 LTX 32 (2x18V)



1 9/16" SDS-Max Hammer
KH 5-40



1 9/16" SDS-Max Hammer
KHEV 5-40 BL



1 3/4" SDS-Max Comb. Hammer
KHEV 8-45 BL



2 1/16" SDS-Max Demolition /
Chipping Hammer
KHEV 11-52 BL

EXTRACTORS

Dual suction chamber collects dust while allowing full suction to adhere to walls or ceilings.



630829000
9/16" Dust extraction accessory
Dustless drilling up to 9/16" dia.
Model: DDE 14



631343000
2-3/4" Dust extraction accessory
Dustless drilling up to 2-3/4" dia.
Model: DDE 72



623271000
Dust extractor for drilling
and chiseling
Model: ESA Max

OBJECTIVE
DATA



1" SDS-Plus Comb18V Hammer
with integrated dust extraction
KHA 18 LTX BL 24 + ISA 18 LTX
1,200 RPM 4,500 BPM

Ask for
objective
data



9" Masonry Cutting Tool
T 24-230 MVT CED
6,600 RPM 15 Amps



Ask for objective data

7" Surface Prep Kit
W 24-230 MVT with
Dust Control Shroud
6,600 RPM



CONCRETE GRINDERS



RFEV 19-125 RT
5" Variable Speed Concrete Scarifier



RSEV 19-125 RT
5" Variable Speed Concrete Renovation Grinder



RSEV 17-125 Set
5" Concrete Grinder Kit

Model w/Concrete Diamond Cup Wheel*	RFEV 19-125 RT	RSEV 19-125 RT US603825751	RSEV 17-125 Set 603829620 (KIT)
Tool Only	603826760	603825750	
Wheel diameter	5"	5"	5"
Motor	LongLife high torque		
Switch with lock-on capability	•	•	•
Electronics:	Vario-tacho-constamatic (VTC)	Vario-tacho-constamatic (VTC)	Vario-tacho-constamatic (VTC)
Power interruption protection	•	•	•
Electronic soft start	•	•	•
Electronic overload protection	•	•	•
Metabo safety slip clutch		•	•
Floating brush ring	•	•	
Aluminum die-cast "Turbo" dustless guard	•	•	
Near wall access	•	•	•
Heavy Duty aluminum die-cast flange	•	•	•
5 Position ergonomic, adjustable loop handle	•	•	
Anti-vibration side handle			•
No-load speed (RPM)	750-3,100 RPM	3,200-8,200	2,800-9,600
Amps	15.0	15.0	14.5
Rated input watts	1,900	1,900	1,550
Arbor size		7/8"	7/8"
Spindle thread	M14	5/8"-11	5/8"-11
Carrying case (standard)	344455160	344455160	344455290
Standard equipment:			
Vacuum adaptor	630796000	630796000	
5 Position adjustable loop handle	343399690	343399690	
MVT Vibratex side handle			314000970
Additional brush ring	628215000	628214000	626733000
Scarifier head pointed stars	628218000		
Inner flange		341031290	341031290
Locking nut		341101480	341101480
Offset spanner wrench	623910000	623910000	623910000
5" Concrete diamond cup wheel		628205000	628209000
Shroud			626732000
Optional equipment:	Scarifier head, offset stars (628219000)	Diamond cup whl for hard concrete (628205000)	
		Diamond cup whl for green concrete, abrasive materials (628206000)	
		PCD diamond cup wheel (628208000)	

CONCRETE ACCESSORIES



628206000
Diamond cup wheel for green concrete



628208000
PCD wheel (protective concrete coatings) for epoxies and sealants



628205000
Universal diamond cup wheel for concrete



628209000
For hard materials



628218000
Milling head, pointed complete
628219000
Milling head, offset complete



628270000
10 Milling stars, pointed
628271000
10 Milling stars, offset

CONCRETE GRINDER AND SURFACE PREP KITS

MADE IN GERMANY

Excellent Ergonomics:
Adjustable D-Handle for perfect control

Turbo Airflow Design:
Cools and cleans spindle bearing for extended life

Convertible Feature:
Flush grinding to the wall

Spring mounted brush ring
Excellent handling on rough surfaces, longer brush life

Powerful 15A Long Life Motor:
Soft start, overload protection, restart protection

VTC Full Wave Electronics:

- Work at customized speeds to suit the application material
- Speeds remain almost constant, even under load



Excellent Ergonomics:
Rat tail with lock-on switch for extended grinding and reduced fatigue

Tool free depth control



LEARN MORE!

RFEV 19-125 RT
5" Variable Speed Scarifier



5" Surface Prep Kit
WEV 15-125 HT with Dust Control Shroud



with ASR 35 ACP
(Ask for objective data)

7" Surface Prep Kit
W 24-230 MVT with Dust Control Shroud

Model Kit:	WEV 15-125 with Dust Control Shroud US600562800	W 24-230 MVT with Dust Control Shroud US606467800 USCA606467800 (Canada)
Motor	LongLife	LongLife
Switch w/ lock on capability	•	•
Side handle	Vibration dampened	Anti-vibration
Auto-stop carbon brushes	•	•
Winding protection grid	•	•
Electronics features:		
Speed stabilization	VTC	
Power interruption protection	•	
Soft start feature	•	
Overload protection w/ LED	•	
Maximum wheel diameter	4 1/2" - 5"	7"
No-load speed (RPM)	2,800-9,600	6,600
Amps	13.5	15
Rated input watts	1,550	2,400
Standard equipment:		
Side Handle	316046590	314000960
Type 27 wheel guard	339204500	339203260
Loop handle		US630342000
Handle bolt (2 req.)		141110390
Convertible shroud	655153000	655154000
Vacuum adaptor	630316000	630316000
Universal wheel mounting kit for non threaded wheels		US90357031

MASONRY CUTTING AND WALL CHASER

T 13-125 CED Set
4 1/2"-5" Masonry Cutting/
Scoring Tool
with Guide Rollers

NEW



T 24-230 MVT CED
9" Masonry Cutting Tool

MFE 40
Wall Chaser



Model	T 13-125 CED Set	T 24-230 MVT CED
Kit: Tool, Shroud, 1 Diamond Wheel	600431680	600435620
Tool Only:	600431420	
Maximum wheel diameter	5"	9"
Maximum cutting depth		
without base plate	1-1/16"	2-3/8"
with base plate	1"	
with guide rail	25/32"	
Base plate size	6-11/16" x 11-1/8"	
Motor	LongLife high torque	LongLife high torque
AC/DC capability	•	•
Switch with lock-on capability	•	•
Metabo slip clutch	•	
Winding protection grid	•	•
Maximum torque	30.1 inch lbs.	4.5 HP/150 in. lbs.
Low profile aluminum die-cast gear housing	•	•
Rotatable gear housing	•	
Auto-stop carbon brushes	•	•
Plunge function	•	
Removable base plate	•	
Toolless adjustable cutting depth	•	•
Steel base plate	•	•
Steel base plate w/ guide rollers	•	•
Ability to use with guide rail	•	
Aluminum die-cast flange	•	•
No-load speed (RPM)	9,600	6,600
Amps	12.0	15.0
Rated input watts	1,350	2,400
Arbor size	7/8"	7/8"
Spindle thread	5/8"-11	5/8"-11
Dust extraction port	35mm (1-3/8")	35mm (1-3/8")
Standard equipment:		
Shroud	626731000	US626752000
Concrete diamond cutting wheel	628559000 (5")	628562000 (9")
Spanner wrench	623934000	623910000
Inner flange	341031290	341031290
Locking nut with spacer	316060150	341212950
Side handle	314000970 (Anti-vibration)	314000280
Spacers		341032380

Model	MFE 40
Wall Chaser:	604040620
Maximum wheel diameter	5"
Motor	LongLife high torque
Switch with lock-on capability	•
Power interruption protection	•
Electronic soft start	•
Electronic overload protection	•
Metabo slip clutch	•
Winding Protection Grid	•
Adjustable Handle	•
Maximum Torque	54 in lbs.
No-load speed (RPM)	5,000
Amps	15.0
Rated input watts	1,700
Arbor size	7/8"
Spindle thread	M14
Width of cut	3/8", 5/8", 7/8", 1-1/8"
Adjustable depth of cut	3/8" to 1-9/16"
Tool weight (including diamond wheel)	10.1 lbs.
Carrying case (standard)	344455860
Standard equipment:	
5" Concrete diamond cutting wheel (2)	624307000
Offset spanner wrench	623934000
Spacer set	341032380
Clamping nut	341212450
Inner flange	341212440
Chisel	344147650

Guide Rails for T 13-125 CED

FS 80 #629010000
FS 160 #629011000



Diamond Channeling Wheels for MFE 40

Cuts 3/4" channel in one pass
#628298000

Cuts 1-3/16" channel in one pass
#628299000



See all guide rail accessories page 35

T 13-125 Tuck Point Kit
Tuck Point Kit




Side of guard opens for tuck-pointing 90 degree corners

LongLife Motor with Winding Protection Grid
For quicker material removal and longer service life

Rear Air Intake
Maximizes flow of cooling air, for increased protection from overheating and overload

S-Automatic Safety Clutch
Increased safety, predictable handling
Clutch helps to protect operator from kick back



Great line of sight so you can see your motor joint

Tuck Point Guard
Dust extraction guard for quick removal of mortar joints

MVT Vibrattech Handle
Reduces vibration by up to 60% compared to other handles. The risk of "White Finger Syndrome" caused by vibration exposure over the workers' lifespan is reduced considerably!

Model	T 13-125 Tuck Point Kit
Kit: Tool, Shroud, 2 Diamond Wheels	600431690
Tool Only:	600431420
Maximum wheel diameter	5"
Motor	LongLife high torque
AC/DC capability	•
Switch with lock-on capability	•
Metabo safety slip clutch	•
Maximum Torque	30.1 inch lbs.
Low profile aluminum die-cast gear housing	•
Heavy duty die-cast flange	•
Rotatable gear housing	•
Auto-stop carbon brushes	•
Winding protection grid	•
No-load speed (RPM)	9,600
Amps	12.0
Rated input watts	1,350
Arbor size	7/8"
Spindle thread	5/8"-11
Dust Extraction port	2-1/4"
Standard equipment:	
2" to 2 1/4" Vacuum adaptor	316054000
Dustless tuck point guard	628216000
5" Turbo Sandwich Diamond Blade	624304000
Spanner wrench	623934000
MVT Vibrattech side handle	314000970
Inner flange	341031290
Locking nut	341101480
1-1/4" Hose adaptor for ASR 35 ACP HEPA	630316000

See page 122-123 for vacuum and accessories

POLISHERS



Backing pad
not included

CORDED
Variable Speed High Torque
Dry Polisher
PE 15-20 RT



CORDED
Variable Speed High Torque
Dry Polisher
PE 15-30



PWE 11-100
Variable Speed High
Torque Wet Polisher

Model	PE 15-20 RT 615200420	PE 15-30 615300420
Maximum pad diameter	7"	7"
Double insulated	•	•
Electronic features:	Vario-tacho-constamatic (VTC)	
Speed stabilization	Vario-tacho-constamatic (VTC)	
Power interruption protection	•	•
Overload protection	•	•
Soft start feature	•	•
Restart protection	•	•
Electronic winding temperature monitor with LED display	•	•
Winding protection grid	•	•
Planetary gearing	•	•
Variable speed controlled by adjusting dial	•	•
Auto-stop carbon brushes	•	•
No-load speed (RPM)	300-1,900 RPM	800-3,000 RPM
Amps	13	13
Rated input watts	1,500	1,550
Spindle thread	5/8"-11	5/8"-11
Carrying case		
Standard equipment:		
Side handle	314000540	
Loop handle		•
Optional equipment:		
5" soft backing pad	655141000	655141000
5" medium backing pad	655129000	655129000
5" hard backing pad	623298000	623298000
7" hard backing pad	655143000	655143000

Model	PWE 11-100 602050420
Vario tacho constamatic (VTC) electronics	•
Low profile aluminum die-cast gear housing	•
Housing cover to protect surfaces	•
Splash proof ventilation slots	•
Water supply through spindle	•
Motor	LongLife
Standard 1/2" quick connect	•
Ergonomic adjustable D-handle	•
Electronic winding temperature monitor with LED display	•
GFCI included for electrical safety	•
Auto-stop carbon brushes	•
Electronic soft start feature	•
Electronic speed stabilization	•
Maximum torque	34 inch lbs.
Backing pad size	4"-5"
No Load speed (RPM)	1,700-5,400
Amps	9.6
Rated input watts	1,100
Spindle thread	5/8"-11
Standard equipment:	Loop handle (343399690)
Optional equipment:	Tool Bag (657006000)



Backing pad not included on above tools

4 1/2"-5", 6" VARIABLE SPEED ANGLE GRINDERS



WEV 11-125
Electronic Variable Speed
4 1/2"/ 5" Angle Grinder



WEV 15-125 HT
Electronic Variable Speed
4 1/2"/ 5" Angle Grinder



WEV 1500-125 RT
4 1/2"/ 5" Variable Speed
Angle Grinder



WEV 15-125 Quick
Electronic Variable Speed
4 1/2"/ 5" Angle Grinder



WEV 15-150 HT
Electronic Variable Speed
6" Angle Grinder

Model	WEV 11-125 603625420	WEV 15-125 Quick 600468420	WEV 15-125 HT 600562420	WEV 1500-125 RT 601243420	WEV 15-150 HT 600563420
Maximum wheel diameter	4 1/2" - 5"	4 1/2" - 5"	4 1/2" - 5"	4 1/2" - 5"	6"
Amps	11.0	13.5	13.5	13.2	13.5
Rated input watts	1,000	1,550	1,550	1,500	1,550
No-load speed (RPM)	2,800-10,500	2,800-11,000	2,800-9,600	3,500-11,000	2,000-7,600
Switch Type	Lock-on slide	Lock-on slide	Lock-on slide	Locking trigger	Lock-on slide
Motor	LongLife	LongLife	LongLife	Heavy Duty	LongLife
Metabo safety slip clutch	•	•	•	•	•
Quick wheel change system		•			
Electronics features:					
Speed stabilization	VC	VTC	VTC	VTC	VTC
Power interruption protection	•	•	•	•	•
Soft start feature	•	•	•	•	•
Overload protection w/ LED	•	•	•	•	•
Rotatable gear housing	•	•	•	•	•
Burst-proof guard w/ 7 stops	•	•	•	•	•
Vibration dampened side handle	•		•		•
Side handle		Anti-vibration		Ergonomic	
Auto-stop carbon brushes	•	•	•	•	•
Winding protection grid	•	•	•		•
Standard equipment:					
Type 27 wheel guard	339204500	339204500	339204500	339203490	339204510
Side handle	316046590	314000970	316046590	316046590	316046590
Inner flange	341031290	341031290	341031290	341031290	341031290
Locking nut	341101480	316055450	341101480	341101480	341101480
Spanner wrench	623934000		623934000	623934000	623934000
Optional equipment:					
Type 1 cutting guard (steel)	US339203040	US339203040	US339203040		US339203050
Quick-clip on type 1 cutting guard	630352000	630352000	630352000	630352000	630353000
Dust filter		630709000	630709000		630709000

WILL NEVER LOSE SUCTION WHILE CLEANING!

RATED #1



630174000
Rolling base trolley with locking casters for AS 18 PC HEPA cordless vacuum



Auto Clean Wet/Dry Vacuum

ASR 35 ACP
#602057800 HEPA

9 GALLON CAPACITY **1400** WATTS / **11** AMPS **157** CFM AIRFLOW

Cordless Dry 74 CFM HEPA Vacuum

AS 18 PC HEPA
#602021860 (BARE)

2 GALLON CAPACITY **120** CFM AIRFLOW

Model
Auto Clean HEPA Vacuum:

ASR 35 ACP
602057800

Automatic electromagnetic vibration filter cleaning	•
Stable design	•
Extra large rear wheels	•
Integrated power outlet with autostart	•
Power control	•
7 sec. run on prevents hose clogs	•
Airflow, CFM	157
Max. vacuum pressure mBar	248
Filter surface inches ² total	1333
Rated input watts/amps	1400/11
Container capacity	9 gallons
Tool weight	33.1 lbs.
Standard:	
Suction hose 1-1/2" x 11.5 ft	631362000
PE collection bag	630325000
HEPA Filter Set (washable)	630326000
Optional:	
Transport handle	630311000
Vacuum wand	630317000
Crevice tool	630323000
Floor tool	630321000 or 630329900
PVC Filter Set (washable)	631934000
Adaptor for hose to 2-1/4" inlet	630316000
Fleece pre-filter bag 5pk	630343000



Model
Bare Tool:

AS 18 PC HEPA
602021860

Press clean: manual filter cleaning uses powerful air stream	•
Dual power setting: Eco-mode for extended run time. Boost for powerful suction	•
Non-slip rubber base	•
Metaloc box, designed for stacking	•
Capacity display	•
Run time (with 8.0 Ah)	20 min / 40 min (ECO)
Airflow, CFM	74
Max. vacuum pressure mBar	120
Container capacity (dry pick-up)	2 gallons
Standard:	
Fleece bag	630173000
Stretchable suction hose Collapsed length 2.5 ft, extends 11 ft	630176000
Additional brush ring	628215000
Floor nozzle	630320000
Crevice tool	630323000
Optional:	
5 Fleece Filter Bags	630173000
Portable base w/locking casters	630174000
HEPA Filter	630175000

SHROUDS

Dustless Convertible Shroud for concrete surface prep

655154000

7": For all current large professional angle grinders

655153000

5": For all current small professional angle grinders



626732000
5" GED Grinding Shroud



630401000
5" Clip-on Dustless Cutting Shroud



626731000
CED 125 Plus Anti-Static Shroud with rolling guides



628216000
Dustless Tuckpoint Guard. Fits all professional angle grinders



US626752000
CED 230
9" Dustless concrete cutting shroud fits Metabo 9" large grinders. **Professional series only**

BAGS AND FILTERS




631934000
Standard Polyester Filter Set (2)

630326000
HEPA filter set (2)



630175000
HEPA Filter for AS 18 PC HEPA cordless vacuum



NEW

623768000
HEPA Filter for ISA 18 LTX



630173000
Fleece Bag for Cordless HEPA vacuum, AS 18 PC HEPA



630343000
Fleece Pre-filter Bags (5)



630325000
PE Collection Bag (5)

DUST CONTROL ACCESSORIES



630829000 9/16" Dust extraction accessory
Dustless drilling up to 9/16" dia. (model DDE 14)



631343000 2-3/4" Dust extraction accessory
Dustless drilling up to 2-3/4" dia. (model DDE 72)



623271000
Dust extractor for drilling and chiseling (model ESA Max)

HOSES



631362000
1-1/2" x 11.5' Standard Hose included with ASR 35 ACP. Durable, crush proof, high quality



631370000
1-1/2" x 13' Anti-static Suction Hose. Durable, crush proof, high quality



630176000
1-1/8" x 11' Hose for AS 18 PC HEPA cordless vacuum. Stretchable suction hose
Collapsed length 2.5 ft



630312000
2'-1/4" x 10' Hose for Large Machine applications, fits with 655154000, 655155000 Shrouds



631751000
6' x 1 1/2" diameter and 2 1/4" vacuum connection for use with Sander

ADAPTORS



630798000
Standard swivel rubber adaptor 35mm



630796000
Hose adaptor for RSEV 19-125 RT, RFEV 19-125 RT, W 12-125 HD CED Plus, WE 15-125 HD GED



630316000
Extraction Adaptor 35/58mm

ATTACHMENTS



630317000
Wand



630321000
Nozzle Set (3 piece)



630245000
Upholstery Brush



630314000
Plastic Suction Pipes 35mm



630329000
Plastic Floor Nozzle



630244000
Universal Brush



630320000
Suction Nozzle 35mm X 120mm wide



631363000
Metal Suction Pipes 35mm



631940000
Metal Nozzle



630324000
Rubber Nozzle



630323000
Crevice (Grout) tool

1" SDS-Plus Combination Hammer

KHE D-26
#601109420



1" 18V SDS-Plus Combination Hammer with Integrated Dust Collection

KHA 18 LTX BL 24 Quick + ISA 18 LTX
#600211950 (w/Dust Extraction) 5.2 Ah Kit
#600211900 (w/Dust Extraction) No batts.
#600211850 Tool Only



Ask for objective data

MADE IN GERMANY



KHA 18 LTX BL 24 + ISA 18 LTX
1" 18V SDS-Plus Combination Hammer
with Integrated Dust Collection



KHE D-26
1" SDS-Plus Combination
Hammer



KHE 3250
1 1/4" SDS-Plus
Combination Hammer w/Rotostop



KHA 36 LTX
1 1/4" 36V SDS-Plus
Combination Hammer

Model	KHA 18 LTX BL 24 + ISA 18 LTX (18V) 600211950 (+ Dust Extraction) 5.2 Ah Kit	KHE D-26 601109420	KHE 3250 600637420	KHA 36 LTX (36V) 600795520 5.2 Ah Kit 600795840 Tool Only
	KHA 18 LTX BL 24 + ISA 18 LTX (18V) (+ Dust Extraction) 600211900 No batts.			KHA 36-18 LTX 32 (2x 18V) 600796840 Tool Only
	600211850 Hammer Only			
Single blow energy (EPTA)	2.2 J	2.3 J	3.1 J	3.1 J
Electronics	Vario-speed	Vario-speed	Vario-speed	Vario-speed
Motor	Brushless 18V	Heavy Duty	Long Life	Cordless 36V
Max tightening torque (inch lbs.)	133			142
Quick Chuck system	•			•
Rotation stop for chiseling operations	•	•	•	•
Percussion stop for drilling only	•	•	•	•
Aluminum die-cast gear housing	•	•	•	•
Reversing switch	•	•	•	•
Metabo safety slip clutch	•	•	•	•
Rubber coated handle	•	•	•	•
Auto-stop carbon brushes	•	•	•	
Winding protection grid	•	•	•	•
Capacity				
-in concrete using solid bits	1"	1"	1-1/4"	1-1/4"
-in brickwork using thin wall core bits	2-1/2"	2-5/8"	3-1/4"	2-3/4"
No-load speed (RPM)	1,200	960	1,150	1,100
No-load blows per minute (BPM)	4,500	5,400	4,470	4,500
Amps		7.0	7.2	
Rated input watts		800 W	800 W	
Standard equipment:				
Side handle	314001140	631052000	314001380	314001380
Depth gauge		341511630	341511630	341511630
Quick SDS-Plus chuck				316047350
Quick 3-jaw chuck				316047500
Optional equipment:				
Dust extraction adaptor		630829000	630829000	630829000

2-1/16" SDS-Max Combination Hammer

KHEV 11-52 BL

#600767620



S-Automatic Safety Clutch:

- Increased safety, predictable handling
- Helps to protect operator from kick back



Internal Counterweight:

Absorbs shock energy for significantly less vibration



2 Modes:

Rotary Hammer
Chipping Hammer



MVT Vibrattech Handle:

Reduces vibration by up to 60% compared to other handles



Most Powerful BL Motor:

- Longest life
- Lowest maintenance



VTC Full Wave Electronics:

- Work at customized speeds to suit the application material
- Speeds remain almost constant, even under load



SDS-MAX COMBINATION HAMMERS



KH 5-40
1 9/16" SDS-Max
Combination Hammer




KHEV 8-45 BL
1 3/4" SDS-Max
Combination Hammer



KHEV 5-40 BL
1 9/16" SDS-Max
Combination Hammer



KHEV 11-52 BL
2 1/16" SDS-Max
Combination Hammer



Model	KH 5-40 600763620	KHEV 5-40 BL 600765620	KHEV 8-45 BL 600766620	KHEV 11-52 BL 600767620
Max. Single blow energy (EPTA)	7.1 J	8.7 J	12.2 J	18.8 J
No-load Speed (RPM)	500	350 / 500	212 / 300	190 / 270
No-load Impacts (BPM)	2,800	2,900	2,900	2,360
Amps	10.0	11.3	14.8	14.8
Rated Input Watt	1,100	1,100	1,500	1,500
Motor	Brushed	Brushless	Brushless	Brushless
Gear Box	Aluminum	Aluminum	Aluminum	Aluminum
Chipping Lock-on		•	•	•
Electronics		VTC	VTC	VTC
Safety Slip Clutch		•	•	•
Variable Speed		2-speed (100%-70%)	2-speed (100%-70%)	2-speed (100%-70%)
Capacity in concrete:				
-Solid Bits	1-9/16"	1-9/16"	1-3/4"	2-1/16"
-Core Bits	4-1/8"	4-1/8"	5"	6-5/16"
Length (inch)	17.6	19.2	21.1	23
Tool Weight (lbs)	15.7	18.3	22.3	27.3
Featured accessory:	ESA Max (623271000)			

CHIPPING HAMMERS



MHEV 5 BL
Chipping Hammer



MHEV 11 BL
Chipping Hammer



Model	MHEV 5 BL 600769620	MHEV 11 BL 600770620
Max. Single blow energy (EPTA)	8.7 J	18 J
No-load Impacts (BPM)	2,900	2,100
Amps	11.3	14.8
Rated Input Watt	1,150	1,500
Motor	Brushless	Brushless
Gear Box	Aluminum	Aluminum
Chipping Lock-on	•	•
Electronics	VTC	VTC
Variable Speed	2-speed	2-speed
Length (inch)	19	23
Tool Weight (lbs)	17.4	27

Dust extractor for drilling and chiseling
ESA Max #623271000

9/16" Dust Extraction Accessory
DDE 14 #630829000

Dust extraction accessory
Dustless drilling up to 9/16" dia.

2-3/4" Dust Extraction Accessory
DDE 72 #631343000

Dustless drilling up to 2-3/4" dia.

Dual suction chamber collects dust while allowing full suction to adhere to walls or ceilings.




SBE 850-2
1/2" Hammer Drill



SBE 650
1/2" Hammer Drill



SBEV 1000-2
1/2" Hammer Drill



Model	SBE 650 600671420	SBE 850-2 600782620	SBEV 1000-2 600783620
Electronics	Variospeed (V)	Variospeed (V)	Vario-tacho-constamatic (VTC)
Motor	Heavy Duty	LongLife	LongLife
Aluminum die-cast gear housing		•	•
Safety non-slip side handle	•	•	•
Gear-box	1-speed	2-speed	2-speed
Electronic soft start feature		•	•
Power interruption protection			•
Maintenance reminder light			•
Swivel cord connection		•	•
Reversing switch	•	•	•
Chuck	1/2" Geared	1/2" Geared	1/2" Geared
Metabo safety slip clutch		•	•
Auto-stop carbon brushes		•	•
Winding protection grid		•	•
Maximum tightening torque	80 in. lbs.	319 in. lbs	354 in. lbs.
Rubber coated handle	•	•	•
Capacity			
- in concrete	5/8"	3/4"	7/8"
- in mild steel	1/2"	1/2"	5/8"
- in softwood	1-1/4"	1-1/2"	1-3/4"
No-load speed (RPM)	0-2,800	0-1,100 / 0-3,100	0-1,000 / 0-2,800
No-load blows per minute (BPM)	44,800	58,900	53,200
Amps	6.0	7.7	9.0
Rated input watts	650	850	1,000
Chuck capacity	1/2"	1/2"	1/2"
Spindle thread	1/2 x 20 UNF	1/2 x 20 UNF	1/2 x 20 UNF
Standard Equipment:	1/2" chuck (635250000)	1/2" chuck (635250000)	1/2" chuck (635250000)
	Side handle (631052000)	Side handle (314001030)	Side handle (314001030)
	Depth gauge (341511630)	Depth gauge (341511630)	Depth gauge (341511630)
	Chuck key (635167000)	Chuck key (635167000)	Chuck key (635167000)
Optional Equipment:	Dust extraction kit (630829000)	Dust extraction kit (630829000)	Dust extraction kit (630829000)

SDS-Max and SDS-Plus Carbide Bits

2-CUTTER


PRO 4: FAST & EFFICIENT

SUPER DUTY

SDS-Plus bit diameters 5/32" - 5/8"

Flute Design

- Patented design
- Multi-fluted spiral shaft
- Quickly removes concrete dust
- Longer bit life
- Increased impact power and speed due to reinforced core
- Reduces vibration



Carbide Head

- Solid carbide tip
- Chisel shaped geometry with centering tip
- Improved speed
- Precise spot drilling on hard and soft surfaces
- Reduces wear on flutes
- Reinforced chamfers

Application:

Concrete	☆☆☆
Reinforced Concrete	☆
Natural Stone	☆☆
Solid Brick	☆☆☆
Limestone	☆☆




CLASSIC: FAST & COST EFFECTIVE

HEAVY DUTY

SDS-Plus bit dia. 11/16" - 1"
SDS-Max bit dia. 1/2" - 9/16"

Flute Design

- Large spiral flutes
- Accurate drilling
- Flexible center core



Carbide Head (SDS Max)

- Chisel shaped drill bit head
- Short head to flute entrance
- 130 degree strong carbide tip improves centering

Application:

Concrete	☆☆☆
Natural Stone	☆☆
Solid Brick	☆☆☆
Limestone	☆☆



4-CUTTER


ULTRA-X: LONG LIFE & DURABILITY

EXTREME DUTY

SDS-Plus bit diameters 3/16" - 9/16"

Flute Design

- Dissipates vibration and concentrates impact on carbide cutter
- Multi-fluted spiral shaft
- Low vibration
- Large volume flute
- High quality alloy steel



Carbide Head: (SDS Plus)

- Solid carbide 4 cutter head
- Centering point power breaker
- Up to 50% more carbide tip for precise drilling and hole guides
- Precision 4 x 90° ensures perfect round holes
- Secondary cutters improve speed and support
- Chamfered carbide tipped profile stops bits from seizing up when hitting rebar

Application:

Concrete	☆☆☆
Reinforced Concrete	☆☆
Natural Stone	☆☆☆
Solid Brick	☆☆
Limestone	☆☆



PRO 4: LONG LIFE, DURABILITY, BEST REBAR PERFORMANCE

SUPER DUTY

SDS-Plus bit dia. 5/8" - 1 1/4"
SDS-Max bit dia. 5/8"-2"

Flute Design

- Dissipates vibration and concentrates impact on carbide cutter
- Patented design
- Multi-fluted spiral shaft and large volume flute
- Lowest vibration
- High quality alloy steel



Carbide Head (SDS Max)

- Solid carbide tip
- Centering point
- Up to 50% more carbide tip for precise drilling and hole guides
- Precision 4 x 90° ensures perfect round holes
- Secondary cutters improve speed and support
- Chamfered carbide tipped profile stops bits from seizing up when hitting rebar

Application:

Concrete	☆☆☆
Reinforced Concrete	☆☆☆
Natural Stone	☆☆☆
Solid Brick	☆☆



SDS plus	Drilling Dia. (inches)	Drilling Depth (inches)	Total Length (inches)	2-Cutter	Bulk	Qty for Bulk	4-Cutter
	5/32	2	4	674505000	676276000	25	
	5/32	4	6	674605000	674652000	25	
	3/16	2	4		676277000	25	674840000
	3/16	4	6	674606000	674656000	25	674841000
	3/16	6	8	676127000	676278000	25	674842000
	3/16	8	10	676147000			674843000
	3/16	10	12				674844000
	3/16	12	14	676148000	676148100	25	
	3/16	14	16	676507000			
	7/32	2-1/4	4-1/4	674507000			
	7/32	4-1/4	6-1/4	676132000	676279000	25	
	7/32	6-1/4	8-1/4	676129000	676129100	25	
	7/32	9	11	676130000	676130100		
	7/32	12	14	676149000			
	7/32	14	16	676131000			
	1/4	2	4	674508000	674558000	25	674845000
	1/4	4	6	674708000	674758000	25	674846000
	1/4	6	8		676281000	25	674847000
	1/4	9	11		674908100	25	
	1/4	10	12				674849000
	1/4	12	14	676150000			
	1/4	14	16	676151000			
	1/4	18	20	674909000			
	5/16	4	6	674510000	676282000	25	674850000
	5/16	6	8	674710000			
	5/16	10	12	674810000			674851000
	3/8	4	6	674512000	674562000	20	674853000
	3/8	6-1/4	8-1/4	676125000	676283000	25	
	3/8	8	10	674712000			
	3/8	10-1/4	12-1/4	676123000			674854000
	3/8	16	18	674713000			674855000
	3/8	22	24	674714000			
	7/16	4	6	674514000			674856000
	7/16	8-1/4	10-1/4	676153000			
	7/16	10-1/4	12-1/4	676133000			674857000
	7/16	16	18	676154000			674858000
	1/2	4	6		674566000	25	674859000
	1/2	8	10				
	1/2	10-1/4	12-1/4	688062000			674860000
	1/2	16	18				674861000
	1/2	22	24	674818000			
	9/16	4-1/4	6-1/4	674819000			674862000
	9/16	8-1/4	10-1/4	676155000			
	9/16	10-1/4	12-1/4	676156000			674863000
	9/16	16	18	676157000			674864000
	5/8	4-1/4	6-1/4	676158000			
	5/8	6	8	674520000	676286000	10	688074000
	5/8	8	10				676173000
	5/8	10	12	674620000			676174000
	5/8	16	18	674720000			676177000
	5/8	22	24	676159000			
	11/16	6	8	676166000			
	11/16	10	12	676167000			
	3/4	6	8		676288000	15	
	3/4	8	10	676126000			676181000
	3/4	10	12				676183000
	3/4	16	18	674724000			676185000
	3/4	22	24	676168000			
	7/8	6	8	676169000			676191000
	7/8	8	10	674528000			676192000
	7/8	10-1/4	12-1/4	676170000			676193000
	7/8	16	18	674728000			676196000
	1	6	8	676171000			
	1	8	10				676199000
	1	10	12	676172000			676201000
	1	16	18	674800000			676205000
	1-1/8	8	10				674804000
	1-1/8	16	18				688065000
	1-1/4	16	18				688066000

Red number indicates SPECIAL ORDER ITEM

SDS max	Diameter (inches)	Drilling Depth (inches)	Total Length (inches)	Order No.
2 Cutter CLASSIC	1/2	8	13	
	1/2	12	17	
	1/2	16	21	
	9/16	8	13	676258000
	9/16	16	21	676134000
	5/8	12	17	676620000
	5/8	8	13	676520000
	5/8	16	21	676720000
	5/8	31	36	676259000
	11/16	16	21	676260000
4 Cutter PRO 4	3/4	8	13	
	3/4	12	17	
	3/4	16	21	676724000
	3/4	31	36	676261000
	13/16	16	21	676262000
	27/32	8	13	676263000
	27/32	16	21	676264000
	7/8	8	13	
	7/8	12	17	
	7/8	16	21	
	7/8	31	36	676265000
	1	8	13	676700000
	1	12	17	676800000
	1	16	21	676900000
	1	31	36	676266000
	1-1/16	18	23	676267000
	1-1/8	12	17	
	1-1/8	16	21	676904000
	1-1/8	31	36	676268000
	1-1/4	10	15	676270000
1-1/4	18	23	676908000	
1-1/4	31	36	676271000	
1-3/8	12	17	676709000	
1-3/8	18	23	676912000	
1-3/8	31	36	676272000	
1-7/16	18	23	676273000	
1-1/2	12	17	676274000	
1-1/2	18	23	676916000	
1-9/16	18	23	676275000	
1-3/4	18	23	676924000	
2	18	23	676135000	

SDS-PLUS BIT KIT

SDS-Plus 5 pc Assortment Kit #USBITKIT

Includes:

- 3/16" x 4"
- 1/4" x 4"
- 1/4" x 6"
- 5/16" x 6"
- 3/8" x 6"



SDS-MAX CHISEL SET

2 piece Chisel Set #623309000



Tapcon

Drilling Dia. (inches)	Drilling Depth (inches)	Total Length (inches)	2-Cutter
5/32	2-3/8	5	688067000
5/32	3-1/8	6	688068000
5/32	4-1/8	7	688069000
3/16	2-1/8	5	688070000
3/16	3-1/8	6	688071000
3/16	4-1/8	7	688072000
Assortment Tapcon bit kit			688073000

MADE IN GERMANY

SPLINE AND STRAIGHT SHANK DRILL BITS

Spline Shank - Fits all Spline Drive Rotary Hammers

2-Cutter Design 3/8"-2"

4-Cutter Design 5/8"-1 1/2"

ADVANTAGES



- Unique head design reduces friction in the hole resulting in faster drilling speed and maximum bit life
- Large volume double spiral flutes provide rapid dust removal further enhancing bit life and drilling speed
- Drills precise round holes for ease of anchor installation and stronger anchor holding
- Patented flute design minimizes vibration and noise thus protecting both tool and operator

	Drilling Dia. (inches)	Drilling Depth (inches)	Total Length (inches)	2-Cutter	4-Cutter
SPLINE SHANK	3/8	5	10	676122000	
	3/8	8	13	676222000	
	3/8	11	16	676223000	
	7/16	8	13	676224000	
	1/2	5	10	676016000	
	1/2	11	16	676116000	
	1/2	17	22	676118000	
	1/2	24	29	676225000	
	1/2	31	36	676226000	
	9/16	5	10	676227000	
	9/16	8	13	626228000	
	9/16	11	16	676229000	
	9/16	18	23	676230000	
	9/16	24	29	626231000	
	5/8	5	10		676020000
	5/8	8	13	626232000	
	5/8	11	16		676120000
	5/8	16	22	676121000	
	5/8	17	22		676119000
	5/8	24	29	676234000	676247000
	5/8	31	36	676233000	676248000
	11/16	11	16	676235000	
	3/4	5	10	676236000	676249000
	3/4	8	13	676237000	
	3/4	11	16	676251000	676124000
	3/4	17	22	676252000	676324000
	3/4	24	29	676239000	676115000
	3/4	31	36	676238000	676250000
	7/8	8	13	676240000	
	7/8	11	16		676128000
	7/8	17	22		676328000
	7/8	31	36	676241000	
	1	8	13	676242000	
	1	11	16	676031000	676200000
	1	17	22	676033000	676400000
	1	24	29	676244000	676254000
	1	31	36	676243000	676253000
	1-1/8	11	16	676037000	676204000
	1-1/8	17	22	676039000	676404000
	1-1/4	11	16	676041000	
1-1/4	17	22	676043000	676408000	
1-1/4	24	29		676255000	
1-1/4	31	36		676257000	
1-3/8	17	22	676047000	676412000	
1-1/2	11	16	676245000		
1-1/2	17	22		676416000	
1-3/4	17	22	676246000		
2	17	22	676136000		

Red number indicates SPECIAL ORDER ITEM

Straight Shank - Fits Metabo Hammer Drills SBE561, SBE710, SBE751, SBE1100 and all Hammer Drills with 3-Jaw Chucks

>Pro VX2< Design
Bit diameters 1/8"-1"

ADVANTAGES




- Special carbide tip has low wear, high life expectancy, and improved resistance to damage when hitting rebar
- Aggressive carbide cutting edge provides rapid penetration and makes drilling possible even through hard aggregate
- Centering point on tip reduces bit "walking"
- 30% more holes per charge when used with cordless impact drills
- Premium alloy steel construction maximizes life expectancy

Note: Other sizes available on a special order basis

	Diameter	Drilling Depth	Overall Length	Order No.
STRAIGHT SHANK	1/8	1-3/8	3	674004000*
	5/32	4	6	676290000
	3/16	1-5/8	3-1/2	674006000
	3/16	4	6	674206000
	7/32	4	6	676291000
	1/4	2	4	674008000
	1/4	4	6	674108000
	1/4	10	12	676138000
	1/4	22	24	676139000
	9/32	2	4	676140000
	5/16	2-3/4	4-3/4	674010000
	5/16	4	6	674210000
	5/16	10	12	674410000
	3/8	4	6	674012000
	3/8	10	12	674412000
	3/8	18	20	674213000
	3/8	22	24	676141000
	7/16	4	6	674014000
	1/2	4	6	674016000
	1/2	10	12	674416000
	1/2	18	20	674216000
	1/2	22	24	676142000
	9/16	4	6	676143000
	5/8	4	6	674020000
	5/8	10	12	674420000
	5/8	22	24	676144000
	3/4	4	6	674024000
	3/4	10	12	674424000
	7/8	4	6	674028000
	7/8	10	12	676145000
1	4	6	674100000	
1	10	12	674300000	
1	22	24	676146000	

*without centering point on tip

MADE IN GERMANY



SDS shank end: For all SDS-plus and SDS-max rotary hammers

Adaptor: universal connection with Ø 35 mm for all standard or HEPA vacuum cleaners. Fits ASR 35 ACP vacuum.

Dust-free drilling: Up to 98% less dust in the hole

Innovative head design: 4-cutter for greatest concentricity

Suitable for rebar


Type	Ø	Overall Length	Working Length	Part #
SDS-PLUS	7/16"	13"	7 7/8"	676301000
	1/2"	13"	7 7/8"	676302000
	9/16"	14"	9 1/2"	676303000
	5/8"	14"	9 1/2"	676304000
	3/4"	14"	9 1/2"	676305000
SDS-MAX	5/8"	23"	15 3/4"	676311000
	3/4"	23"	15 3/4"	676312000
	7/8"	23"	15 3/4"	676313000
	1"	25 1/4"	17 1/2"	676314000
	1 1/8"	35"	27 1/2"	676315000
	1 3/8"	35"	27 1/2"	676316000

Dust Extraction Bits For SDS-Plus and SDS-Max

ADVANTAGES


- Reduce steps in process for chemical anchoring
- Reduce dust exposure
- Excellent drilling speed because of optimal dust removal
- Reliable service life
- Reinforced cutter head structural design
- Competitive Y-cutter design is weak due to center hole

EXTRACTION AND CHUCK ADAPTORS




631343000 Dust extraction accessory
Dustless drilling up to 2 3/4" dia. Dual suction chamber collects dust while allowing full suction to adhere to walls or ceilings.

Model DDE72




623271000 Dust extractor for drilling and chiseling


Model ESA Max




630829000 Dust extraction accessory
Dustless drilling up to 9/16" dia. Dual suction chamber collects dust while allowing full suction to adhere to walls or ceilings.




630276000 Spline to SDS-Plus adaptor



630316000 Adaptor
Used for connecting 631592000 vacuum hose to standard 2 1/4" vacuum inlets.




676137000 Spline to SDS-Max adaptor




631285000 SDS chuck adaptor
Suitable for drilling applications only. For use with most 1/2 x 20 thread chucks on all Metabo SDS rotary hammers (includes clamping bushing for 1/4" hex accessories).

(For Drilling Only)




623371000 SDS-Max to SDS Plus adaptor



630928000 SDS chuck adaptor
1/2 x 20 threads. Use it to mount specialty chucks and accessories on Metabo SDS rotary hammers.

(For Hammering)



676293000 SDS-Max to Spline adaptor

Core Bits

Core Bits



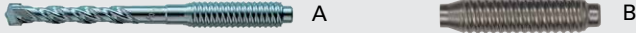
- Patented design with body clearance drills faster
- Tooth geometry provides better centering, improved resistance to rebar and longer bit life

Note: Core bit attaches to bit holder or bit holder extension with either the 675701000 centering bit or 675703000 threaded bolt.

Diameter	Length	Order No.
1 1/2"	4"	675716000
2"	4"	675720000
2 5/8"	4"	675726000
3 1/8"	4"	675730000
3 1/2"	4"	675736000
4"	4"	675740000
5"	4"	675750000

Individually packaged in plastic twist-off tubes.

Threaded Bolt and Centering Bit



	Description	Order No.
A	6" x 1/2" CENTERING BIT	675701000
B	THREADED BOLT	675703000

- For core bits.



	Description	Overall Length	Order No.
A	SDS-MAX*	7"	675915000
B	SPLINE	7"	675910000

Individually packaged in plastic twist-off tubes.
*Registered trade mark of Robert Bosch Inc.

One piece construction Core Bits - SIMPLIFIED USE

Diameter	Overall Length	Drilling Depth	SDS-Max Shank	Spline Shank
1-1/2	12	6-1/4	675800000	
1-1/2	22	16-3/4	675801000	675821000
1-3/4	22	16-3/4	675803000	675823000
2	12	6-1/4	675804000	
2	22	16-3/4	675805000	675825000
2-5/8	22	16-3/4	675807000	675827000
3-1/8	12	6-1/4	675808000	
3-1/8	22	16-3/4	675809000	675829000
3-1/2	12	6-1/4	675810000	
3-1/2	22	16-3/4	675811000	675831000
4	12	6-1/4	675812000	
4	22	16-3/4	675813000	675833000
5	12	6-1/4	675814000	
5	22	16-3/4	675815000	675835000
6	22	16-3/4	675816000	675836000



Replacement Pilot Drill*
675891000

Replacement Drift Key, Round*
675892000

*included with one piece core bits

Bit Holder Extension




- Bit holder extension for deep hole drilling, multiple extensions possible

Description	Order No.
EXTENSION 1" X 11"	675702000

Individually packaged in plastic tubes.

SDS-MAX Drill Bit adaptor/extension system



- Inexpensive system will extend drilling depth up to 43" (even longer by attaching additional connectors and extensions)
- Simple to use/no energy loss
- 1 3/16" Minimum hole diameter for through drilling
- Universal adaptors available for SDS-Max, Spline, SDS-Plus

Description	Order No.
CONNECTOR SDS-Max TO SDS-Max	675704000
EXTENSION SDS-Max 43"	675705000
EXTENSION SDS-Max 30"	675706000
EXTENSION SDS-Max 12.5"	675707000

Additional lengths available upon special request

Chisels


SDS Plus Shank Chisels

- Precisely sharpened, they will retain their cutting edge over a long time
- Made of specially tough breakage resistant steel
- Easy to reforge

Order No.		Description	Width (inches)	Total Length (inches)	Pcs/Pk
631420420	A	COLD CHISEL	3/4	10	1
631425420	B	SCALING CHISEL	1 1/2	10	1
631421420	C	BULL POINT	---	10	1
631422420	D	GROOVING CHISEL	15/16	9 1/2	1
630992000	E*	POINTED	---	10	1




SDS-Max Shank Chisels



Order No.		Description	Width (inches)	Total Length (inches)	Pcs/Pk
655054000	A	GROUND ROD DRIVER	7/8	10 1/4	1
623353420	B	COLD CHISEL	1	12	1
623354420	C	COLD CHISEL	1	18	1
655079000	D	BUSHING TOOL	1 3/4	9 1/2	1
623355420	E	SCALING CHISEL	2	12	1
623384420	F	ASPHALT CHISEL	3 1/2	16	1
623356420	G	SCALING CHISEL	3	12	1
623351420	H	BULL PT CHISEL	---	12	1
623352420	I	BULL PT CHISEL	---	18	1
623357420	J	GROOVING CHISEL	1	12	1

Spline Shank Chisels



Order No.		Description	Width (inches)	Total Length (inches)	Pcs/Pk
655053000	A	GROUND ROD DRIVER	7/8	10 1/4	1
623361420	B	COLD CHISEL	1	12	1
630381420	C	COLD CHISEL	1	18	1
623364420	D	SLOTING CHISEL	1 1/8	12	1
623363420	E	SCALING CHISEL	2	12	1
623360420	F	BULL PT CHISEL	---	12	1
630380420	G	BULL PT CHISEL	---	18	1

Floor Scraper for SDS-Max Rotary Hammers



Order No.		Description	Width (inches)	Total Length (inches)	Pcs/Pk
655020000	A	FLOOR SCRAPER HEAD	6	8	1
655022000	B	SDS-MAX SHANK	---	15	1
655023000	C	REPLACEMENT BLADE WITH HARDWARE	---	---	1