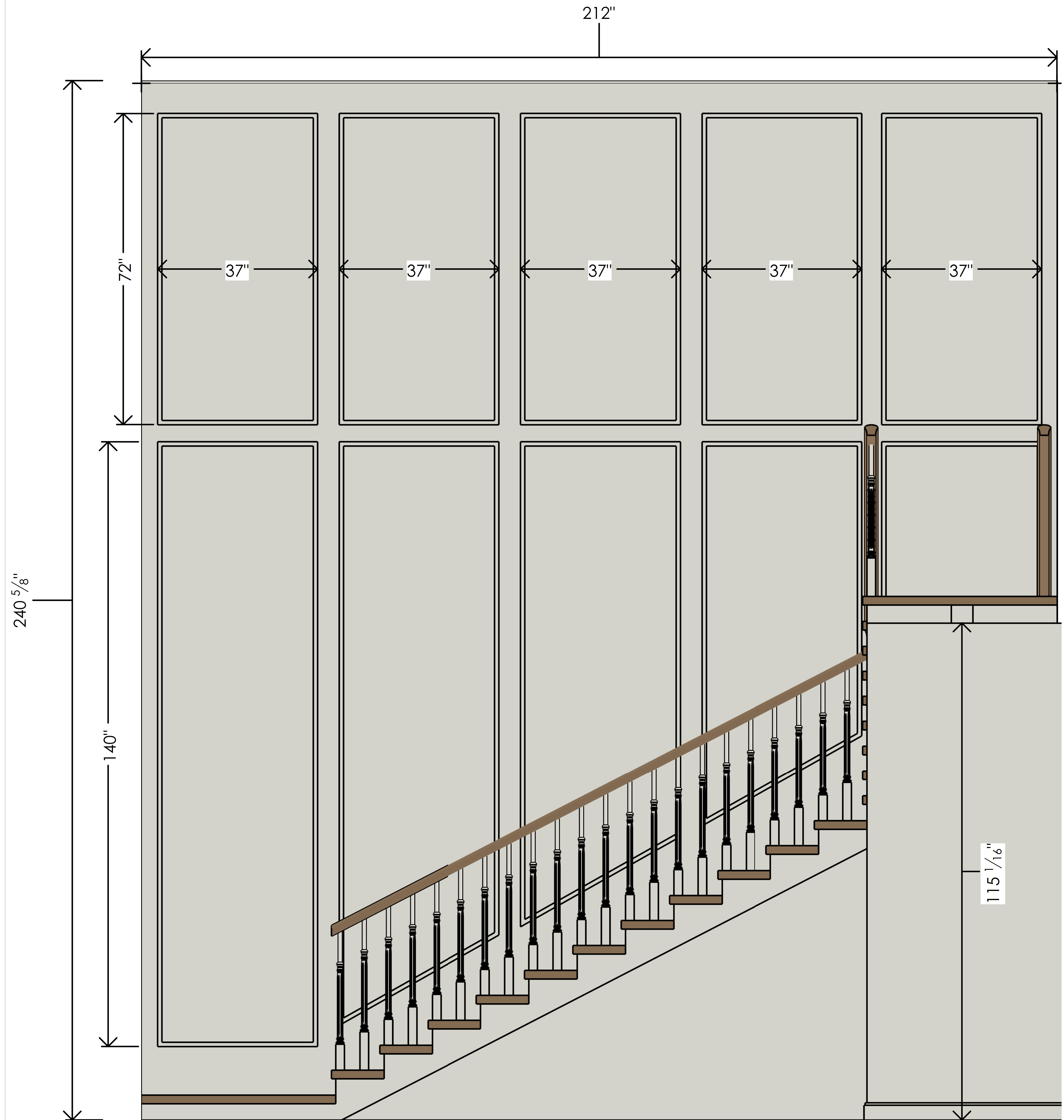



TABLE OF CONTENTS

PAGE	TITLE
1	PROJECT OVERVIEW
5	STAIRWELL MOLDING

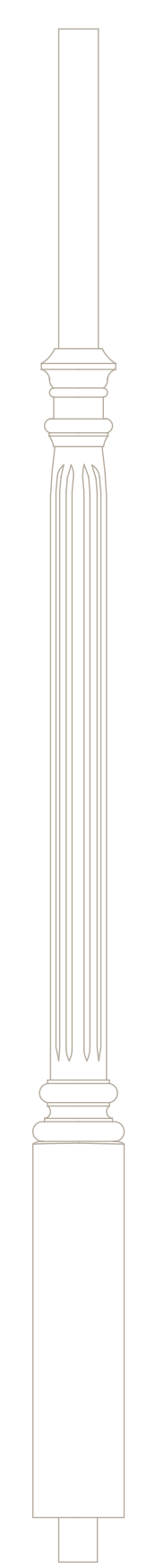


Stairwell Molding




**A-6300
NEWPORT
HANDRAIL**

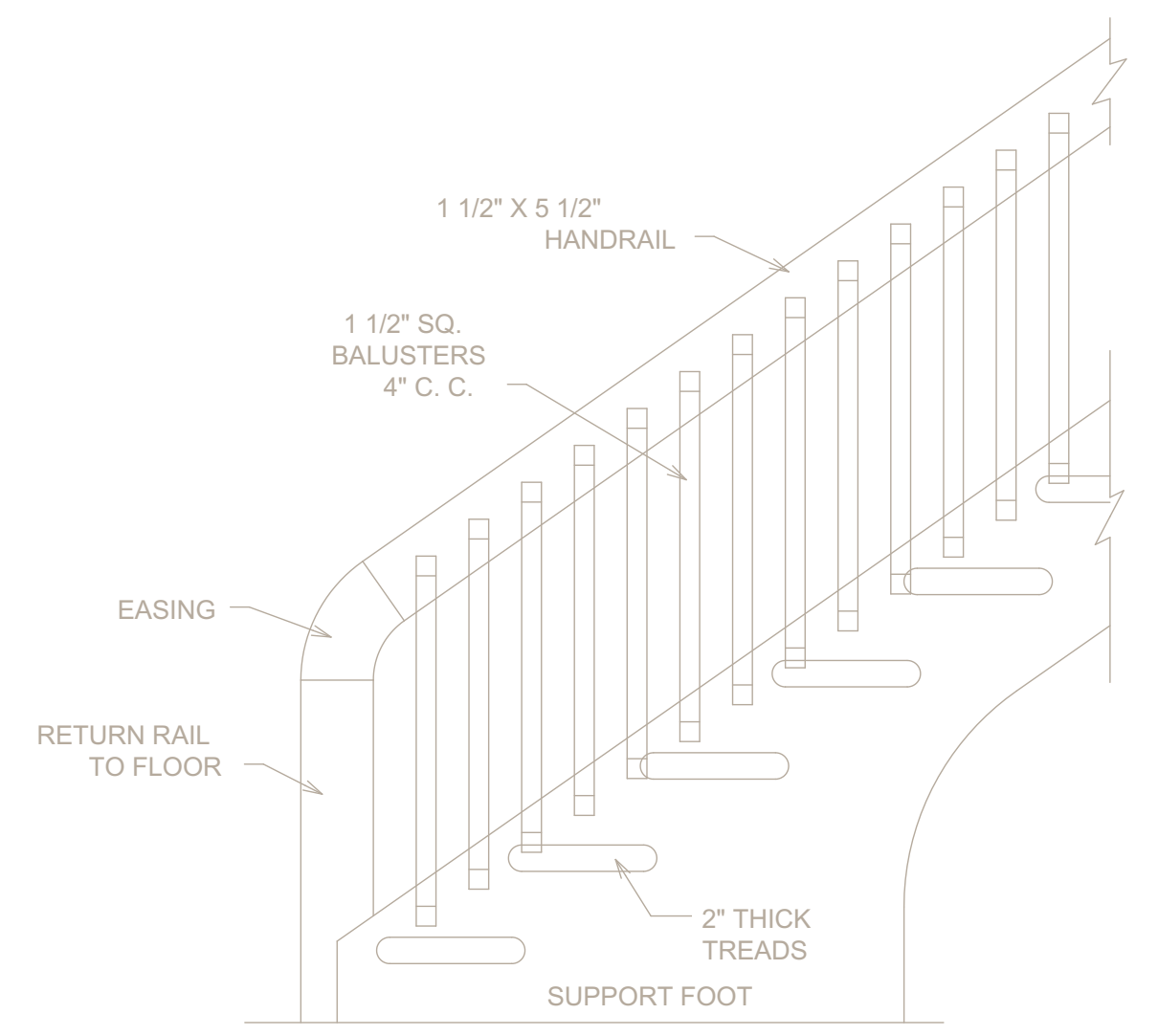
3" x 2 3/8"



**A-5315F
NEO-CLASSICAL 1 3/4"
TAPER TOP
FLUTED BALUSTER**



**A-4343P BALL TOP
LANDING NEWEL**
3 1/2" x 3 1/2" x 56"



**ELEVATION: BOTTOM INSIDE RADIUS
DO-NOT SCALE - TYPICAL**

STAIRWELL MOLDING

CLIENT:

DRAWINGS PROVIDED BY:



SHEET SIZE:
ARCH D (24" X 36")

PAGE:

DATE:
4/4/2026

5

DISCLAIMER:
All dimensions, designations, and extents are subject to site verification prior to the commencement of work by the contractor. These drawings and associated design materials are the intellectual property of the designer and are protected by copyright law. They may not be reproduced, distributed, published, or used in whole or in part without the express written consent of the designer. All designs, drawings, mood boards, renderings, and visualizations are conceptual representations intended to illustrate the design intent. Actual materials, finishes, colors, furnishings, and dimensions may vary due to site conditions, product availability, manufacturing variations, and contractor execution. The designer is not responsible for construction means and methods, structural integrity, code compliance, or the performance of contractors, subcontractors, suppliers, or vendors. All measurements, installation details, and construction conditions must be verified by the appropriate licensed professionals prior to fabrication or installation. By proceeding with the design, the client acknowledges that all drawings and visualizations are artistic interpretations of the proposed design and that minor variations between renderings and the final installed result are to be expected.

E5 ELEVATION 5
1 IN = 1 FT