



I'm not robot  reCAPTCHA

**I am not robot!**

## Nars radiant creamy concealer shade guide

Even out skin tone for a radiant, fresh, and natural complexion. Obscure imperfections, including undereye circles, dark spots, and blemishes. Reduce the appearance of fine lines and wrinkles with a crease-resistant formula. Page 2 Even out skin tone for a radiant, fresh, and natural complexion.



Reduce the appearance of fine lines and wrinkles with a crease-resistant formula. Skip to main contentWomen of color will rejoice.August 1, 2016If you know anything about us, you're familiar with our slight obsession with the Nars Radiant Creamy Concealer. It's perfectly lightweight, smooth, and blendable. We've gone so far to write up a genius hack that helps you get every single last drop out of this precious concealer.And if you're someone who's been wanting to try out this magical Nars concealer but could never seem to find a shade that matches your skin, this news may come as a relief to you. The company added six new shades to the lineup: two more shades to the light range—Crème Brûlée, a fair color with a light-pink undertone and Cannelle, a light shade with a peach undertone. But the coolest new additions are the four darker shades. For medium-toned girls who have a peachy undertone, you'll want to try Macadamia. If you have medium-toned skin but you have a rosy undertone, Nars hooked you up with Chestnut. And thankfully, the company added two shades to the darker range: Hazelnut, a medium dark shade with red undertones and Dark Coffee, a dark brown with olive undertones, the darkest shade in the collection. Here's a photo of the new shades in order from lightest to darkest:This content can also be viewed on the site it originates from.The new shades are sale at Sephora today for the same price the concealer has always been, \$29. Yes, that's a bit pricey, but trust us, there is no better concealer for the summer (since it's so light) or the winter (since it's buildable).How to use the least amount of concealer for great impact: Aside from brilliant coverage and a feather-light formula, another selling point of this concealer is its shade range.

At present, there are 30 gorgeous tones to choose from. Indeed, diversity was integral to Nars's founder, makeup artist and photographer François Nars's vision when he launched the brand in 1994. "I started the brand because I was frustrated with not being able to find the best makeup or the best colours," recalls Nars. "I believe the brand has stayed true to its roots because of that. When creating shades, I follow my instincts and use everything I've learned over the years. I feel that makeup is universal and should apply to everybody. I didn't want to create a makeup line for one ethnic group—it had to be multiethnic."Additionally, when Nars's 2019 brand ambassador, Naomi Campbell, was asked "What is it like to work with François?" she said, "He is a true artist, not just a makeup artist. He paints and transforms you. When I first started out, it was hard to find colours that truly matched my skin tone. He created those colours."It seems this high-performing concealer has a high-profile fan base, too; one, in my opinion, it thoroughly deserves.Keep scrolling to see the Nars Radiant Creamy Concealer shades Amira, Chloe, and Karina wear, then browse some of the brand's other hero buys. Glätte den Hautton für einen strahlenden, frischen und natürlichen Teint. Verbessere kleine Makel wie Augenringe, dunkle Flecken und Rötungen. Mindere das Auftreten von Fältchen durch eine crease-resistant Formulierung. Ask any beauty buff to name their favourite concealers and, chances are, the (NARS) {Radiant Creamy Concealer} will be at the top of their list. Professional make up artists, beauty editors and {make up} junkies everywhere are simply obsessed with this dreamy concealer because of its luxurious texture and luminous finish, not to mention its super-hydrating benefits. Whether you're camouflaging dark circles, battling blemishes, hiding stubborn spots or simply evening out your skin tone, this lightweight, long-wearing, crease-proof {concealer} is the perfect option. It comes in a whopping 30 versatile shades which each offer medium-to-high buildable coverage, so each and every one of you will find a shade that perfectly suits your skin tone (and undertone).

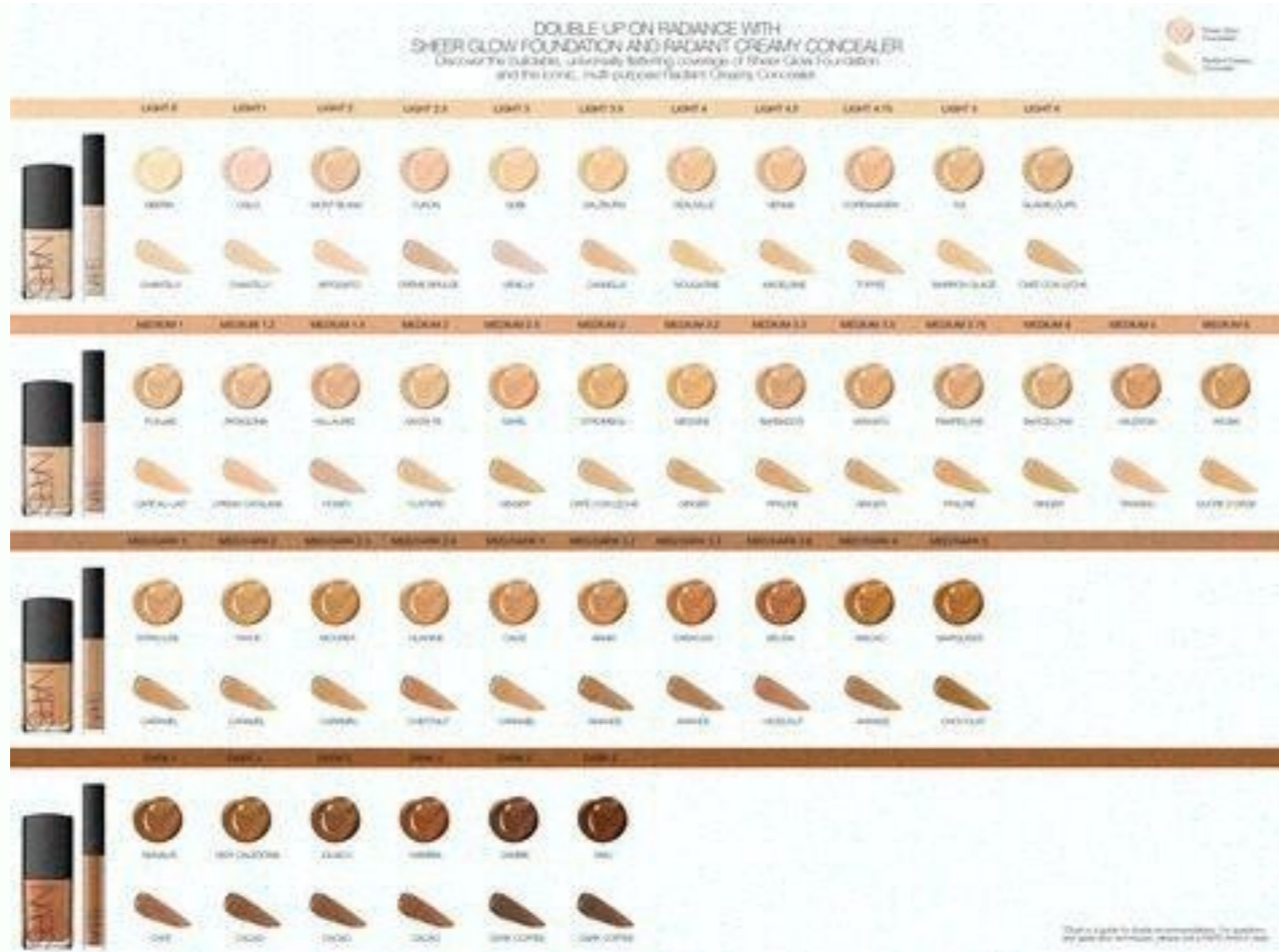
Wondering which shade is right for you? We've created this NARS concealer shade finder to help you find the perfect match. We've categorised the shades by skin tone and undertone, so scroll on down to discover the one that's right for you.



We've gone so far to write up a genius hack that helps you get every single last drop out of this precious concealer.And if you're someone who's been wanting to try out this magical Nars concealer but could never seem to find a shade that matches your skin, this news may come as a relief to you. The company added six new shades to the lineup: two more shades to the light range—Crème Brûlée, a fair color with a light-pink undertone and Cannelle, a light shade with a peach undertone. But the coolest new additions are the four darker shades. For medium-toned girls who have a peachy undertone, you'll want to try Macadamia. If you have medium-toned skin but you have a rosy undertone, Nars hooked you up with Chestnut. And thankfully, the company added two shades to the darker range: Hazelnut, a medium dark shade with red undertones and Dark Coffee, a dark brown with olive undertones, the darkest shade in the collection. Here's a photo of the new shades in order from lightest to darkest:This content can also be viewed on the site it originates from.The new shades are sale at Sephora today for the same price the concealer has always been, \$29. Yes, that's a bit pricey, but trust us, there is no better concealer for the summer (since it's so light) or the winter (since it's buildable).How to use the least amount of concealer for great impact: Aside from brilliant coverage and a feather-light formula, another selling point of this concealer is its shade range. At present, there are 30 gorgeous tones to choose from. Indeed, diversity was integral to Nars's founder, makeup artist and photographer François Nars's vision when he launched the brand in 1994. "I started the brand because I was frustrated with not being able to find the best makeup or the best colours," recalls Nars. "I believe the brand has stayed true to its roots because of that. When creating shades, I follow my instincts and use everything I've learned over the years. I feel that makeup is universal and should apply to everybody. I didn't want to create a makeup line for one ethnic group—it had to be multiethnic."Additionally, when Nars's 2019 brand ambassador, Naomi Campbell, was asked "What is it like to work with François?" she said, "He is a true artist, not just a makeup artist. He paints and transforms you. When I first started out, it was hard to find colours that truly matched my skin tone. He created those colours."It seems this high-performing concealer has a high-profile fan base, too; one, in my opinion, it thoroughly deserves.Keep scrolling to see the Nars Radiant Creamy Concealer shades Amira, Chloe, and Karina wear, then browse some of the brand's other hero buys. Glätte den Hautton für einen strahlenden, frischen und natürlichen Teint. Verbessere kleine Makel wie Augenringe, dunkle Flecken und Rötungen. Mindere das Auftreten von Fältchen durch eine crease-resistant Formulierung. Ask any beauty buff to name their favourite concealers and, chances are, the (NARS) {Radiant Creamy Concealer} will be at the top of their list. Professional make up artists, beauty editors and {make up} junkies everywhere are simply obsessed with this dreamy concealer because of its luxurious texture and luminous finish, not to mention its super-hydrating benefits. Whether you're camouflaging dark circles, battling blemishes, hiding stubborn spots or simply evening out your skin tone, this lightweight, long-wearing, crease-proof {concealer} is the perfect option. It comes in a whopping 30 versatile shades which each offer medium-to-high buildable coverage, so each and every one of you will find a shade that perfectly suits your skin tone (and undertone). Wondering which shade is right for you? We've created this NARS concealer shade finder to help you find the perfect match. We've categorised the shades by skin tone and undertone, so scroll on down to discover the one that's right for you. (Pssst - scroll on down for FAQs answered by our very own Cult Concierge expert {Syhem}.) But first of all... HERE'S A QUICK RECAP ON HOW TO FIGURE OUT YOUR UNDERTONE You have a cool undertone if: Your skin has a slight pink or blue tint to it Your veins look blue in natural light Silver jewellery tends to look best on you You have a warm undertone if: Your skin has a slight yellow tint, which could be described as peachy, golden or olive Your veins look green in natural light Gold jewellery typically looks best on you You have a neutral undertone if: Your skin has an equal balance of pink/blue and yellow Your veins look a combination of blue and green in natural light Both silver and gold jewellery looks good on you (you lucky thing) NARS RADIANT CREAMY CONCEALER FOUNDATION SHADES Keep scrolling for a breakdown of NARS concealer shades based on skin tone and undertone, complete with NARS Radiant Creamy Concealer swatches for you to compare against your skin. NARS RADIANT CREAMY CONCEALER SHADES FOR FAIR SKIN Fair skin with cool undertones Fair skin with neutral undertones NARS RADIANT CREAMY CONCEALER SHADES FOR LIGHT SKIN Light skin with cool undertones Light skin with warm undertones Nougatine Cannelle Café Con Leche Marron glacé Light skin with neutral undertones NARS RADIANT CREAMY CONCEALER SHADES FOR MEDIUM SKIN Medium skin with cool undertones Medium skin with warm undertones Macadamia Ginger Praline Biscuit Sucre d'Orge Caramel Medium skin with neutral undertones NARS RADIANT CREAMY CONCEALER SHADES FOR MEDIUM DEEP SKIN Medium deep skin with cool undertones Medium deep skin with warm undertones Medium deep skin with neutral undertones NARS RADIANT CREAMY CONCEALER SHADES FOR DEEP SKIN Deep skin with warm undertones Deep skin with neutral undertones NARS RADIANT CREAMY CONCEALER FAQs {Cult Concierge} expert Syhem is on hand to answer your frequently asked questions about NARS Radiant Creamy Concealer... IS NARS RADIANT CREAMY CONCEALER GOOD FOR MATURE SKIN? Yes! It uses a light-diffusing technology that blurs lines and wrinkles, so it's great for {mature skin}.



Page 2 Even out skin tone for a radiant, fresh, and natural complexion. Obscure imperfections, including undereye circles, dark spots, and blemishes. Reduce the appearance of fine lines and wrinkles with a crease-resistant formula. Skip to main contentWomen of color will rejoice.August 1, 2016If you know anything about us, you're familiar with our slight obsession with the Nars Radiant Creamy Concealer. It's perfectly lightweight, smooth, and blendable. We've gone so far to write up a genius hack that helps you get every single last drop out of this precious concealer.And if you're someone who's been wanting to try out this magical Nars concealer but could never seem to find a shade that matches your skin, this news may come as a relief to you. The company added six new shades to the lineup: two more shades to the light range—Crème Brûlée, a fair color with a light-pink undertone and Cannelle, a light shade with a peach undertone. But the coolest new additions are the four darker shades. For medium-toned girls who have a peachy undertone, you'll want to try Macadamia. If you have medium-toned skin but you have a rosy undertone, Nars hooked you up with Chestnut. And thankfully, the company added two shades to the darker range: Hazelnut, a medium dark shade with red undertones and Dark Coffee, a dark brown with olive undertones, the darkest shade in the collection. Here's a photo of the new shades in order from lightest to darkest:This content can also be viewed on the site it originates from.The new shades are sale at Sephora today for the same price the concealer has always been, \$29. Yes, that's a bit pricey, but trust us, there is no better concealer for the summer (since it's so light) or the winter (since it's buildable).How to use the least amount of concealer for great impact: Aside from brilliant coverage and a feather-light formula, another selling point of this concealer is its shade range. At present, there are 30 gorgeous tones to choose from.



But the coolest new additions are the four darker shades. For medium-toned girls who have a peachy undertone, you'll want to try Macadamia. If you have medium-toned skin but you have a rosy undertone, Nars hooked you up with Chestnut. And thankfully, the company added two shades to the darker range: Hazelnut, a medium dark shade with red undertones and Dark Coffee, a dark brown with olive undertones, the darkest shade in the collection. Here's a photo of the new shades in order from lightest to darkest. This content can also be viewed on the site it originates from. The new shades are sale at Sephora today for the same price the concealer has always been, \$29. Yes, that's a bit pricey, but trust us, there is no better concealer for the summer (since it's so light) or the winter (since it's buildable). How to use the least amount of concealer for great impact: Aside from brilliant coverage and a feather-light formula, another selling point of this concealer is its shade range.



Skip to main content Women of color will rejoice. August 1, 2016 If you know anything about us, you're familiar with our slight obsession with the Nars Radiant Creamy Concealer. It's perfectly lightweight, smooth, and blendable. We've gone so far to write up a genius hack that helps you get every single last drop out of this precious concealer. And if you're someone who's been wanting to try out this magical Nars concealer but could never seem to find a shade that matches your skin, this news may come as a relief to you. The company added six new shades to the lineup: two more shades to the light range—Crème Brûlée, a fair color with a light-pink undertone and Canelle, a light shade with a peach undertone. But the coolest new additions are the four darker shades. For medium-toned girls who have a peachy undertone, you'll want to try Macadamia. If you have medium-toned skin but you have a rosy undertone, Nars hooked you up with Chestnut. And thankfully, the company added two shades to the darker range: Hazelnut, a medium dark shade with red undertones and Dark Coffee, a dark brown with olive undertones, the darkest shade in the collection. Here's a photo of the new shades in order from lightest to darkest. This content can also be viewed on the site it originates from. The new shades are sale at Sephora today for the same price the concealer has always been, \$29. Yes, that's a bit pricey, but trust us, there is no better concealer for the summer (since it's so light) or the winter (since it's buildable). How to use the least amount of concealer for great impact: Aside from brilliant coverage and a feather-light formula, another selling point of this concealer is its shade range. At present, there are 30 gorgeous tones to choose from. Indeed, diversity was integral to Nars's founder, makeup artist and photographer François Nars's vision when he launched the brand in 1994. "I started the brand because I was frustrated with not being able to find the best makeup or the best colours," recalls Nars. "I believe the brand has stayed true to its roots because of that. When creating shades, I follow my instincts and use everything I've learned over the years. I feel that makeup is universal and should apply to everybody. I didn't want to create a makeup line for one ethnic group—it had to be multiethnic." Additionally, when Nars's 2019 brand ambassador, Naomi Campbell, was asked "What is it like to work with François?" she said, "He is a true artist, not just a makeup artist. He paints and transforms you. When I first started out, it was hard to find colours that truly matched my skin tone. He created those colours." It seems this high-performing concealer has a high-profile fan base, too; one, in my opinion, it thoroughly deserves. Keep scrolling to see the Nars Radiant Creamy Concealer shades Amira, Chloe, and Karina wear, then browse some of the brand's other hero buys. Glätte den Hautton für einen strahlenden, frischen und natürlichen Teint. Verbessere kleine Makel wie Augenringe, dunkle Flecken und Rötungen. Mindere das Auftreten von Fältchen durch eine crease-resistant Formulierung. Ask any beauty buff to name their favourite concealers and, chances are, the (NARS) {Radiant Creamy Concealer} will be at the top of their list. Wondering which shade is right for you? We've created this NARS concealer shade finder to help you find the perfect match. We've categorised the shades by skin tone and undertone, so scroll on down to discover the one that's right for you. (Pssst - scroll on down for FAQs answered by our very own Cult Concierge expert {Syhem}.) But first of all... HERE'S A QUICK RECAP ON HOW TO FIGURE OUT YOUR UNDERTONE You have a cool undertone if: Your skin has a slight pink or blue tint to it Your veins look blue in natural light Silver jewellery tends to look best on you You have a warm undertone if: Your skin has a slight yellow tint, which could be described as peachy, golden or olive Your veins look green in natural light Gold jewellery typically looks best on you You have a neutral undertone if: Your skin has an equal balance of pink/blue and yellow Your veins look a combination of blue and green in natural light Both silver and gold jewellery looks good on you (you lucky thing) NARS RADIANT CREAMY CONCEALER FOUNDATION SHADES Keep scrolling for a breakdown of NARS concealer shades based on skin tone and undertone, complete with NARS Radiant Creamy Concealer swatches for you to compare against your skin. NARS RADIANT CREAMY CONCEALER SHADES FOR FAIR SKIN Fair skin with cool undertones Fair skin with neutral undertones NARS RADIANT CREAMY CONCEALER SHADES FOR LIGHT SKIN Light skin with cool undertones Light skin with warm undertones Nougatine Cannelle Café Con Leche Marron glacé Light skin with neutral undertones NARS RADIANT CREAMY CONCEALER SHADES FOR MEDIUM SKIN Medium skin with cool undertones Medium skin with warm undertones Macadamia Ginger Praline Biscuit Sucre d'Orge Caramel Medium skin with neutral undertones NARS RADIANT CREAMY CONCEALER SHADES FOR MEDIUM DEEP SKIN Medium deep skin with cool undertones Medium deep skin with warm undertones NARS RADIANT CREAMY CONCEALER SHADES FOR DEEP SKIN Deep skin with warm undertones Deep skin with neutral undertones NARS RADIANT CREAMY CONCEALER FAQs {Cult Concierge} expert Syhem is on hand to answer your frequently asked questions about NARS Radiant Creamy Concealer... IS NARS RADIANT CREAMY CONCEALER GOOD FOR MATURE SKIN? Yes! It uses a light-diffusing technology that blurs lines and wrinkles, so it's great for {mature skin}. I would always recommend prepping the area with a hydrating base, especially for those with a drier skin type. IS NARS RADIANT CREAMY CONCEALER GOOD FOR UNDER EYES? Yes, it's ideal for the under-eye area as it brightens and stays in place without creasing, and it is Ophthalmologist tested too. HOW LONG DOES NARS RADIANT CREAMY CONCEALER LAST? NARS Radiant Creamy Concealer delivers long-lasting, 16-hour wear. IS NARS RADIANT CREAMY CONCEALER NON COMEDOGENIC? Yes! It's also dermatologically tested and great for all skin types. CAN YOU WEAR NARS RADIANT CREAMY CONCEALER WITHOUT FOUNDATION? Absolutely! It can be used on its own if you just need a little bit of coverage to conceal a spot, some under-eye brightening, or to brighten the centre of the face to even things out and look put together in a flash. The formula blends seamlessly into the skin and, although it's a great team player with other formulas, it works just as well on its own. HOW TO APPLY NARS RADIANT CREAMY CONCEALER After completing your morning skin care routine (applying {SPF} as your final step), your concealer can then be applied however you prefer, whether that's with your fingers, a sponge, a concealer brush or just by using the applicator. You'll get the most coverage by applying it directly from the applicator and gently blending using a sponge and patting motions, and a lighter, more diffused one by using a super-fluffy concealer brush. One thing to keep in mind is that it's best to work very fast or on one area at a time because it dries very quickly. Finish by setting it with powder using a gentle pressing motion to lock it in place. HOW TO WEAR NARS RADIANT CREAMY CONCEALER To achieve the highest level of coverage, use it on top of foundation to conceal spots, pigmentation and scarring, and to brighten the under-eye area. You can use two shades lighter than your concealer to highlight and two shades darker to sculpt - pick one with a warm undertone to bronze and one with a cool undertone to contour. It's also very handy for cleaning up any boobos like a rebellious cat-eye (using an angled brush) or to create a negative space in a creative eye look! SHOP NARS RADIANT CREAMY CONCEALER >> Can be applied directly from the applicator, with fingertips or the #12 Cream Blending Brush. To add dimension and contour, select two shades deeper than the concealer shade and place in the hollows of the cheeks, on temples, along the hairline and jawline. - FRANÇOIS NARS, Founder and Creative Director Page 2 Can be applied directly from the applicator, with fingertips or the #12 Cream Blending Brush. To add dimension and contour, select two shades deeper than the concealer shade and place in the hollows of the cheeks, on temples, along the hairline and jawline. - FRANÇOIS NARS, Founder and Creative Director