

UNC REX H.C.
CENTRIA PANEL SYSTEM
MP5



WWW.CLEARDRAFTINGSOLUTIONS.COM

GLAZING CONTRACTOR

ARCHITECT

THIS DRAWING AND THE INFORMATION ON THIS PAGE ARE PROPERTY OF CLEAR DRAFTING SOLUTIONS AND ITS CLIENT. REPRODUCTION AND DISTRIBUTION OF THIS INFORMATION IS PROHIBITED WITHOUT WRITTEN CONSENT

ISSUE/REVISION

PROJECT NAME
UNC REX HC - CANCER
OUTPATIENT CENTER

FILE NAME
rex_centria_mp5.dwg

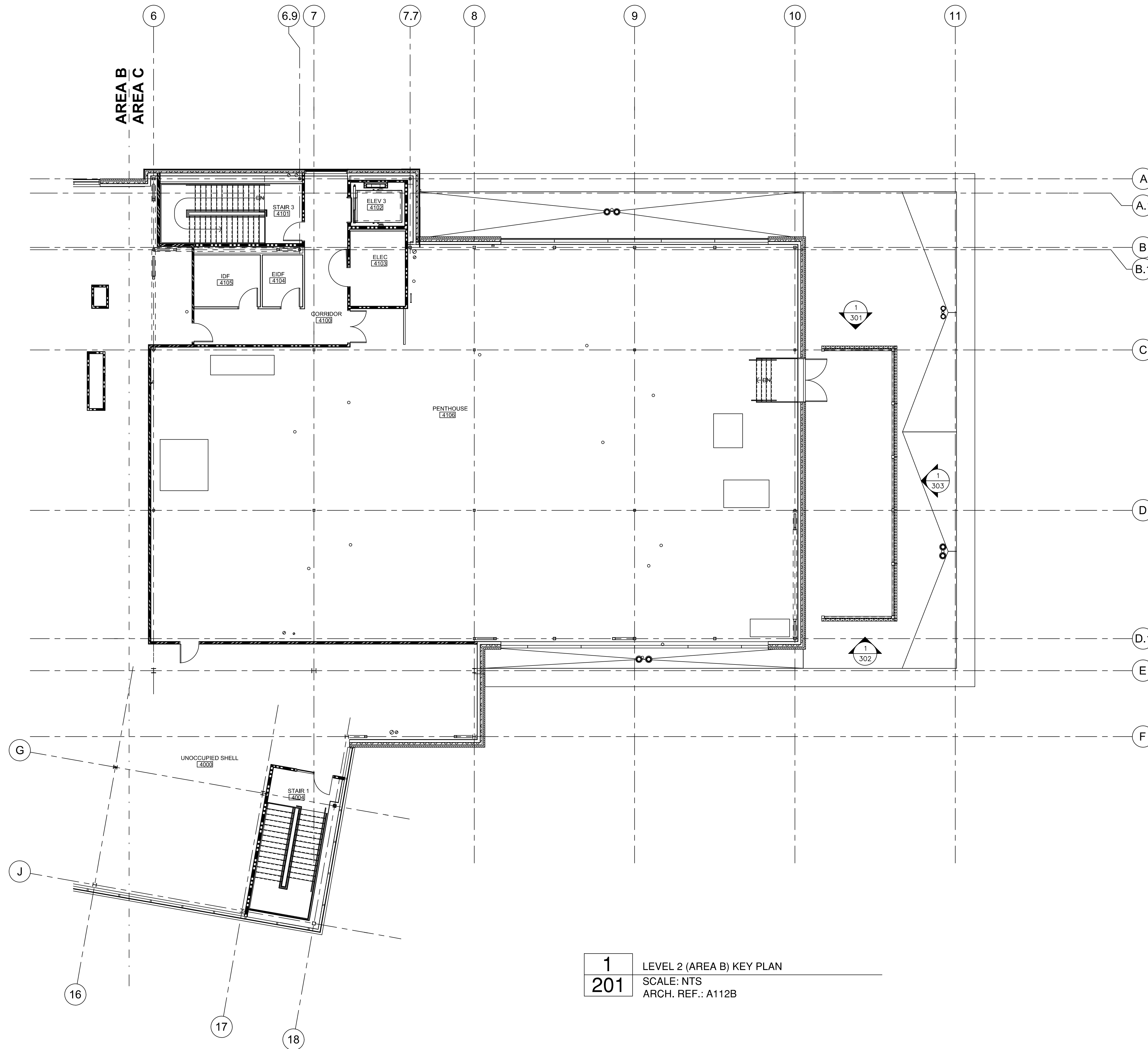
SCALE
NTS
34" X 22" PAPER

DRAWN BY
AP

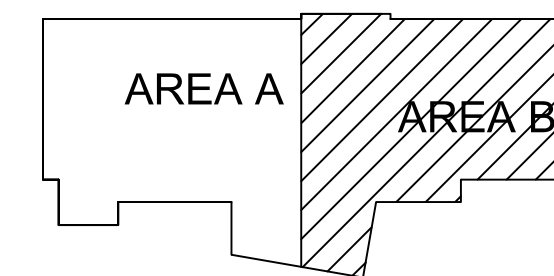
CHECKED BY

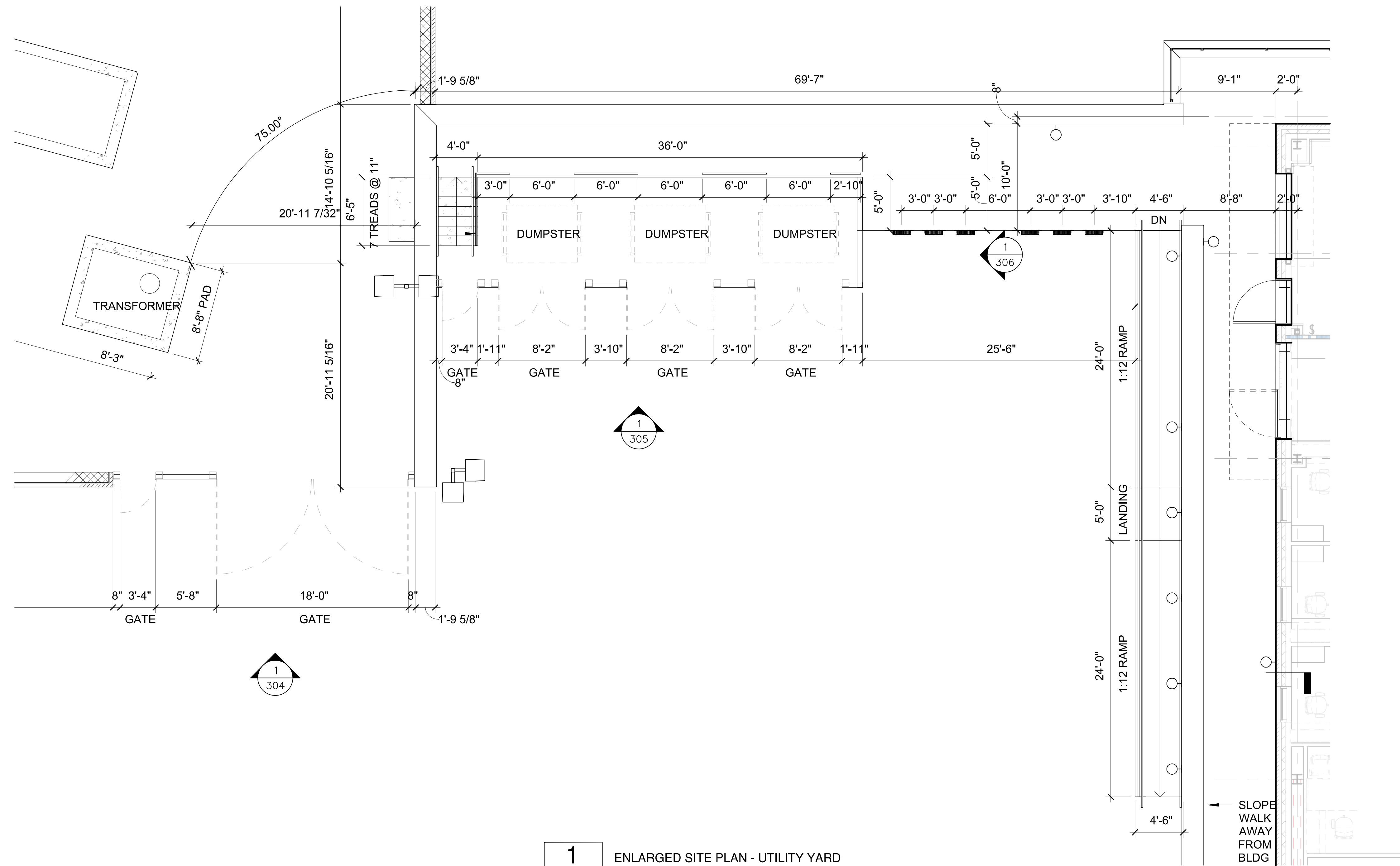
SHEET DESCRIPTION
PLANS

SHEET
201



1
201 LEVEL 2 (AREA B) KEY PLAN
SCALE: NTS
ARCH. REF.: A112B





1 ENLARGED SITE PLAN - UTILITY YARD
202 SCALE: NTS
 ARCH. REF.: AS101/1

UNC REX H.C.
 CENTRIA PANEL SYSTEM
 MP5



WWW.CLEARDRAFTINGSOLUTIONS.COM

GLAZING CONTRACTOR

ARCHITECT

THIS DRAWING AND THE INFORMATION ON THIS PAGE ARE PROPERTY OF CLEAR DRAFTING SOLUTIONS AND ITS CLIENT. REPRODUCTION AND DISTRIBUTION OF THIS INFORMATION IS PROHIBITED WITHOUT WRITTEN CONSENT

ISSUE/REVISION

PROJECT NAME
 UNC REX HC - CANCER
 OUTPATIENT CENTER

FILE NAME
 rex_centria_mp5.dwg

SCALE
 NTS
 34" X 22" PAPER

DRAWN BY
 AP

CHECKED BY

SHEET DESCRIPTION
 PLANS

SHEET
202

UNC REX H.C.
CENTRIA PANEL SYSTEM
MP5



WWW.CLEARDRAFTINGSOLUTIONS.COM

GLAZING CONTRACTOR

ARCHITECT

THIS DRAWING AND THE INFORMATION ON THIS PAGE ARE PROPERTY OF CLEAR DRAFTING SOLUTIONS AND ITS CLIENT. REPRODUCTION AND DISTRIBUTION OF THIS INFORMATION IS PROHIBITED WITHOUT WRITTEN CONSENT

ISSUE/REVISION

PROJECT NAME
UNC REX HC - CANCER
OUTPATIENT CENTER

FILE NAME
rex_centria_mp5.dwg

SCALE
1/2" = 1 FT
34" X 22" PAPER

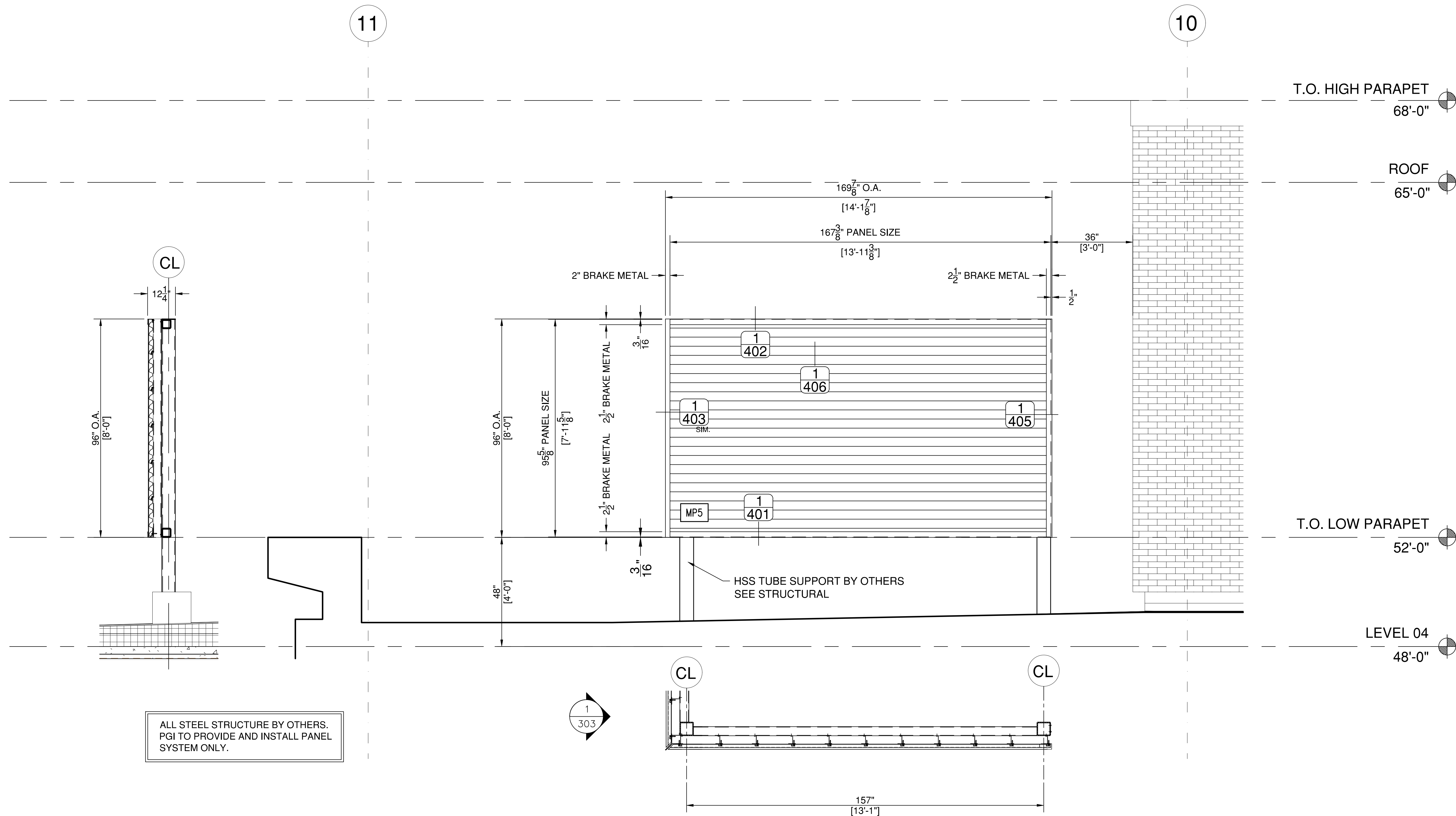
DRAWN BY
AP

CHECKED BY

SHEET DESCRIPTION
ELEVATIONS

SHEET

301



1
301 ROOF SCREEN - NORTH
SCALE: 1/2" = 1 FT.
ARCH. REF.: A205/A

SYSTEM(S)= CENTRIA WALL, CASCADE CC-260
METAL PANEL SYSTEM

UNC REX H.C.
CENTRIA PANEL SYSTEM
MP5



WWW.CLEARDRAFTINGSOLUTIONS.COM

GLAZING CONTRACTOR

ARCHITECT

THIS DRAWING AND THE INFORMATION ON THIS PAGE ARE PROPERTY OF CLEAR DRAFTING SOLUTIONS AND ITS CLIENT. REPRODUCTION AND DISTRIBUTION OF THIS INFORMATION IS PROHIBITED WITHOUT WRITTEN CONSENT

ISSUE/REVISION

PROJECT NAME
UNC REX HC - CANCER
OUTPATIENT CENTER

FILE NAME
rex_centria_mp5.dwg

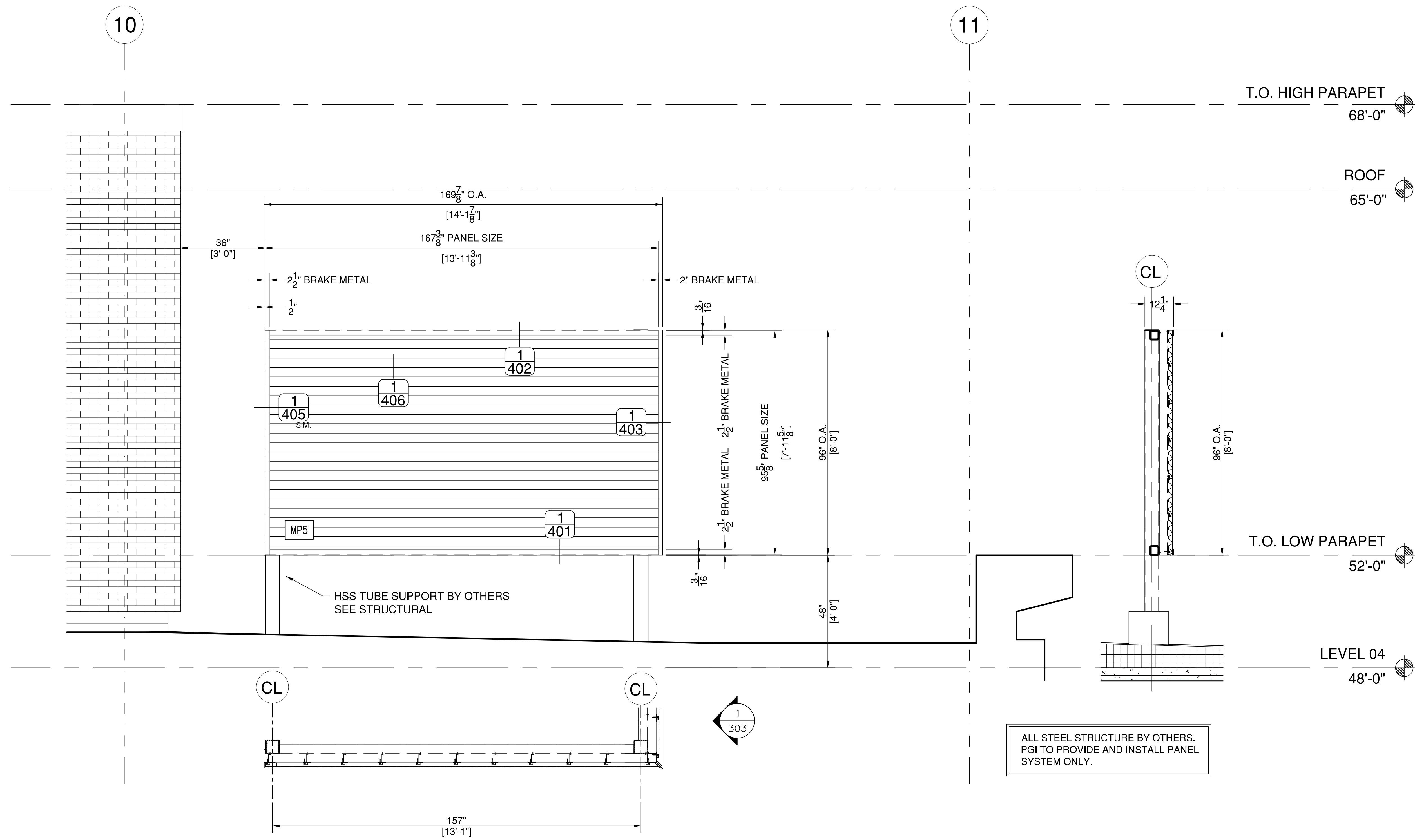
SCALE
1/2" = 1 FT
34" X 22" PAPER

DRAWN BY
AP

CHECKED BY

SHEET DESCRIPTION
ELEVATIONS

SHEET
302

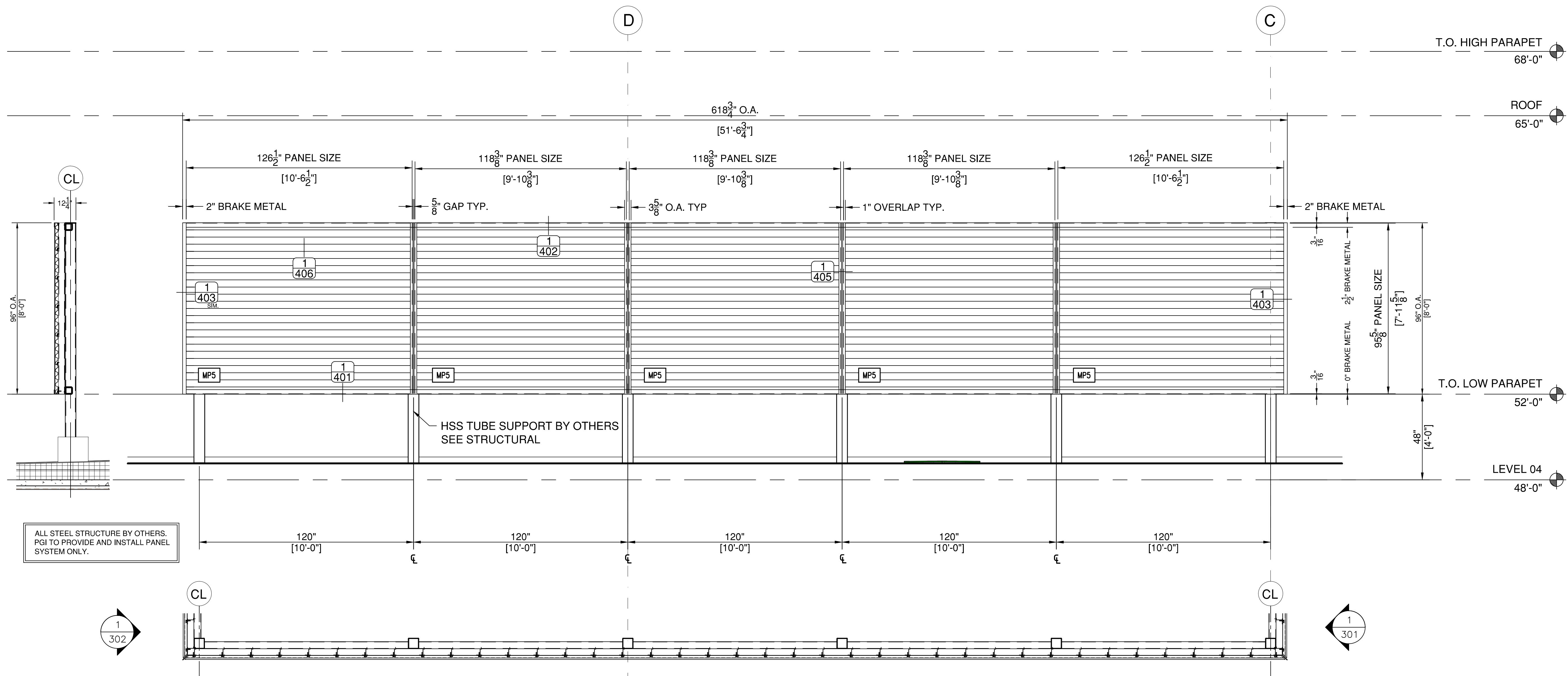


1 ROOF SCREEN - SOUTH
302 SCALE: 1/2" = 1 FT.
ARCH. REF.: A205/6

SYSTEM(S)= CENTRIA WALL, CASCADE CC-260
METAL PANEL SYSTEM

ALL STEEL STRUCTURE BY OTHERS.
PGI TO PROVIDE AND INSTALL PANEL
SYSTEM ONLY.

THIS DRAWING AND THE INFORMATION ON THIS PAGE ARE PROPERTY OF CLEAR DRAFTING SOLUTIONS AND ITS CLIENT. REPRODUCTION AND DISTRIBUTION OF THIS INFORMATION IS PROHIBITED WITHOUT WRITTEN CONSENT



ALL STEEL STRUCTURE BY OTHERS.
PGI TO PROVIDE AND INSTALL PANEL
SYSTEM ONLY.

HSS TUBE SUPPORT BY OTHERS
SEE STRUCTURAL

1
303 ROOF SCREEN - EAST
SCALE: 3/8" = 1 FT.
ARCH. REF.: A205/6

SYSTEM(S)= CENTRIA WALL, CASCADE CC-260
METAL PANEL SYSTEM

UNC REX H.C.
CENTRIA PANEL SYSTEM
MP5



WWW.CLEARDRAFTINGSOLUTIONS.COM

GLAZING CONTRACTOR

ARCHITECT

THIS DRAWING AND THE INFORMATION ON THIS PAGE ARE PROPERTY OF CLEAR DRAFTING SOLUTIONS AND ITS CLIENT. REPRODUCTION AND DISTRIBUTION OF THIS INFORMATION IS PROHIBITED WITHOUT WRITTEN CONSENT

ISSUE/REVISION

PROJECT NAME
UNC REX HC - CANCER
OUTPATIENT CENTER

FILE NAME
rex_centria_mp5.dwg

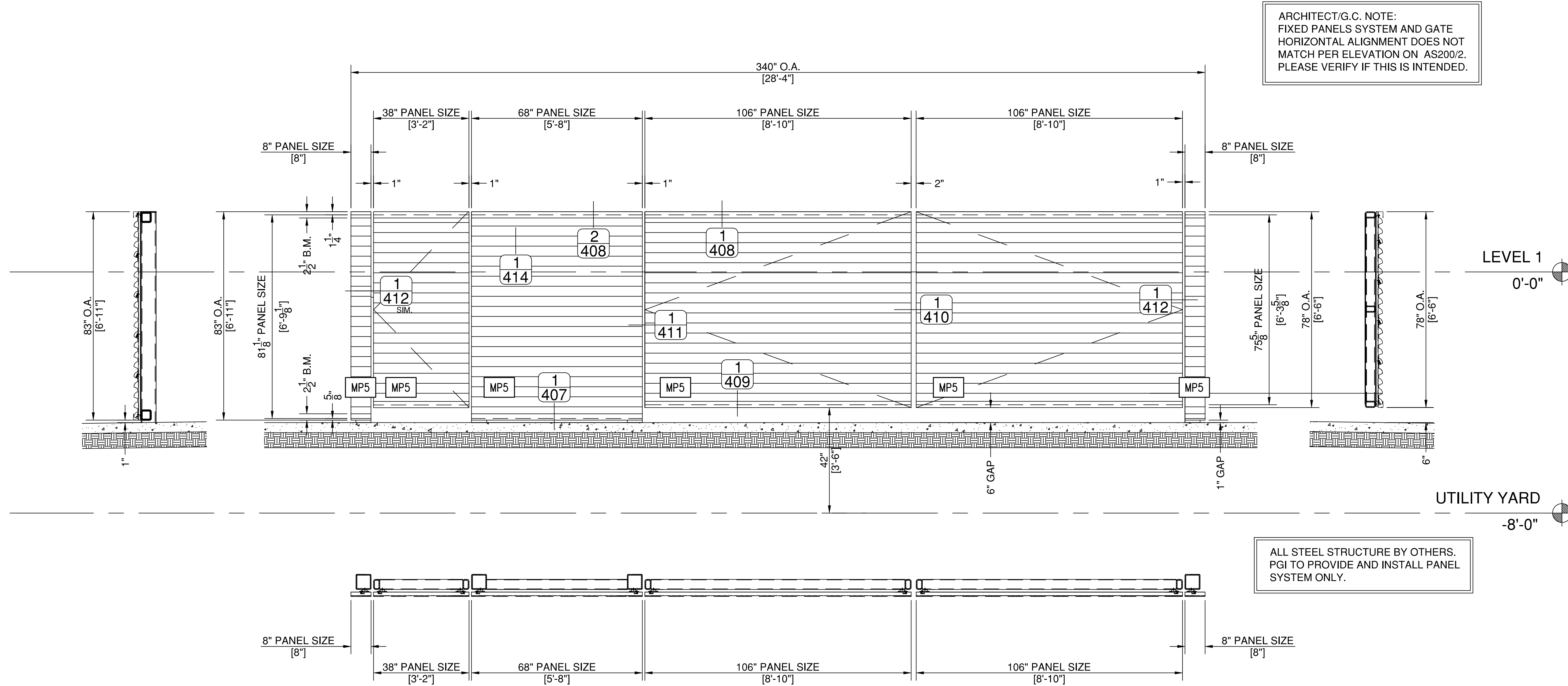
SCALE
1/2" = 1 FT
34" X 22" PAPER

DRAWN BY
AP

CHECKED BY

SHEET DESCRIPTION
ELEVATIONS

SHEET
304



1 UTILITY YARD - SOUTH - A
304 SCALE: 1/2" = 1 FT.
ARCH. REF.: AS200/2

SYSTEM(S)= CENTRIA WALL, CASCADE CC-260
METAL PANEL SYSTEM

UNC REX H.C.
CENTRIA PANEL SYSTEM
MP5



WWW.CLEARDRAFTINGSOLUTIONS.COM

GLAZING CONTRACTOR

ARCHITECT

THIS DRAWING AND THE INFORMATION ON THIS PAGE ARE PROPERTY OF CLEAR DRAFTING SOLUTIONS AND ITS CLIENT. REPRODUCTION AND DISTRIBUTION OF THIS INFORMATION IS PROHIBITED WITHOUT WRITTEN CONSENT

ISSUE/REVISION

PROJECT NAME
UNC REX HC - CANCER
OUTPATIENT CENTER

FILE NAME
rex_centria_mp5.dwg

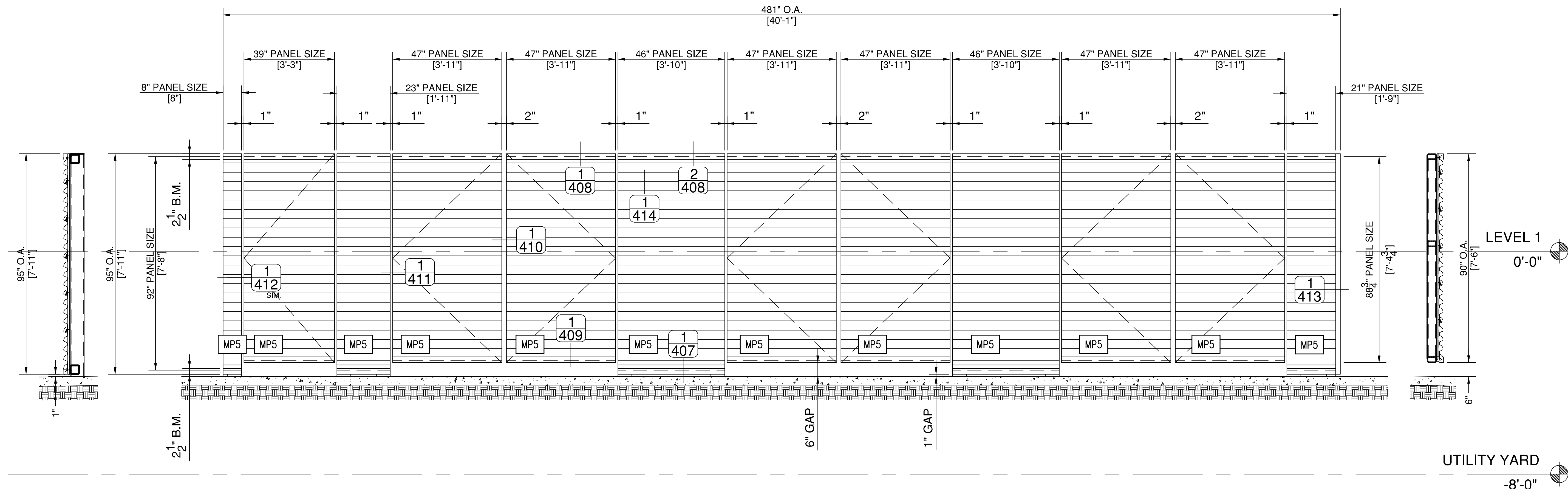
SCALE
1/2" = 1 FT
34" X 22" PAPER

DRAWN BY
AP

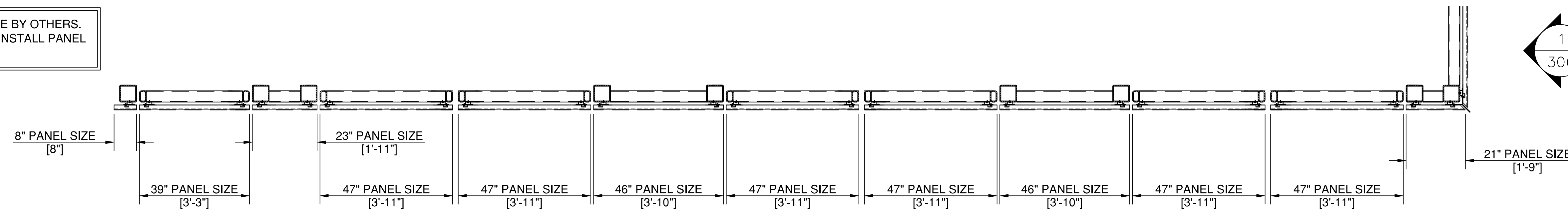
CHECKED BY

SHEET DESCRIPTION
ELEVATIONS

SHEET
305



ALL STEEL STRUCTURE BY OTHERS.
PGI TO PROVIDE AND INSTALL PANEL
SYSTEM ONLY.



1 UTILITY YARD - SOUTH - B
305 SCALE: 1/2" = 1 FT.
ARCH. REF.: A200/2

SYSTEM(S)= CENTRIA WALL, CASCADE CC-260
METAL PANEL SYSTEM

UNC REX H.C.
CENTRIA PANEL SYSTEM
MP5



WWW.CLEARDRAFTINGSOLUTIONS.COM

GLAZING CONTRACTOR

ARCHITECT

THIS DRAWING AND THE INFORMATION ON THIS PAGE ARE PROPERTY OF CLEAR DRAFTING SOLUTIONS AND ITS CLIENT. REPRODUCTION AND DISTRIBUTION OF THIS INFORMATION IS PROHIBITED WITHOUT WRITTEN CONSENT

ISSUE/REVISION

PROJECT NAME
UNC REX HC - CANCER
OUTPATIENT CENTER

FILE NAME
rex_centria_mp5.dwg

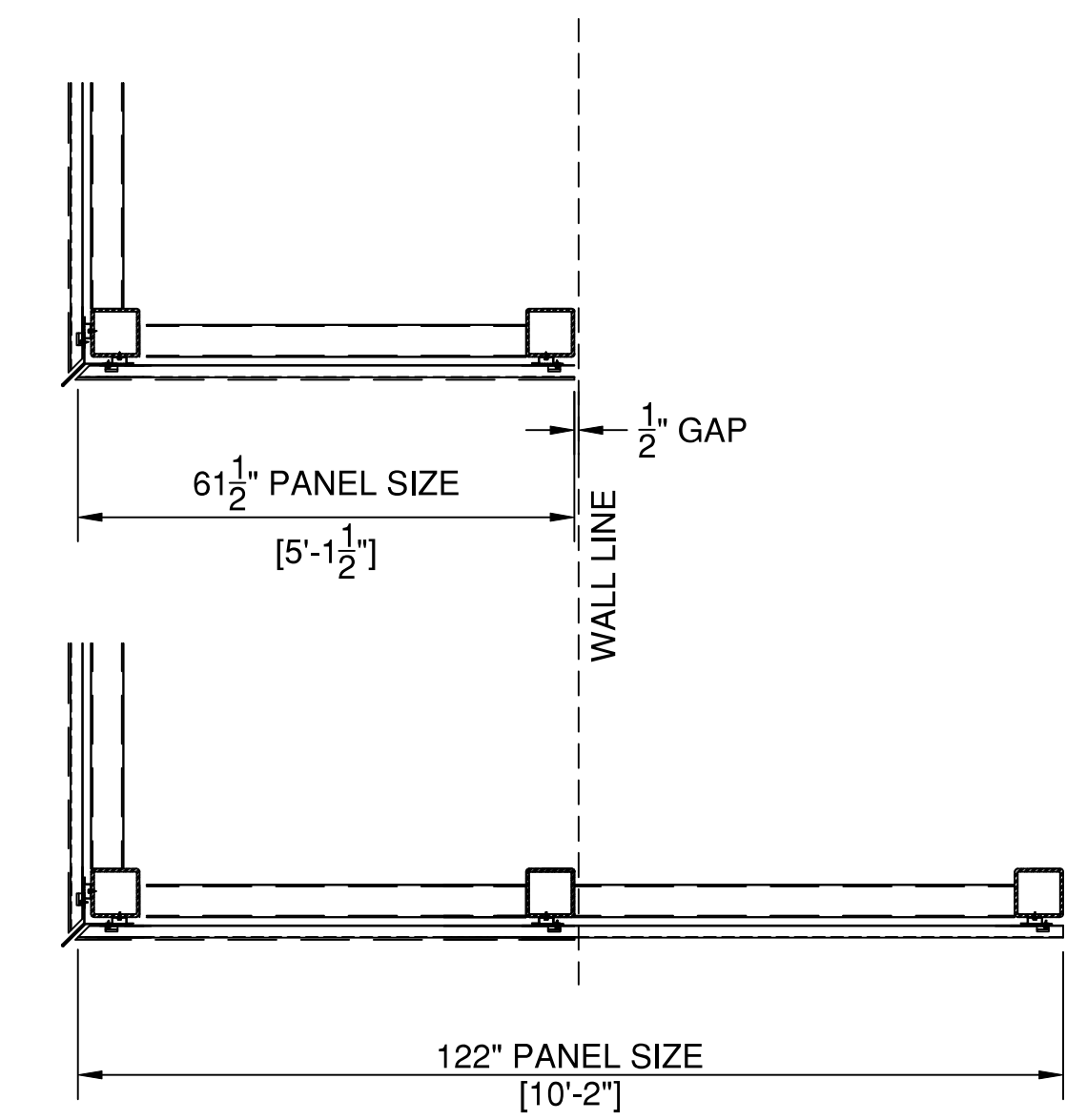

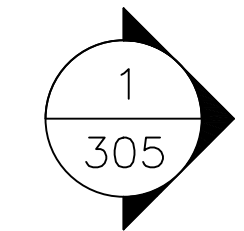
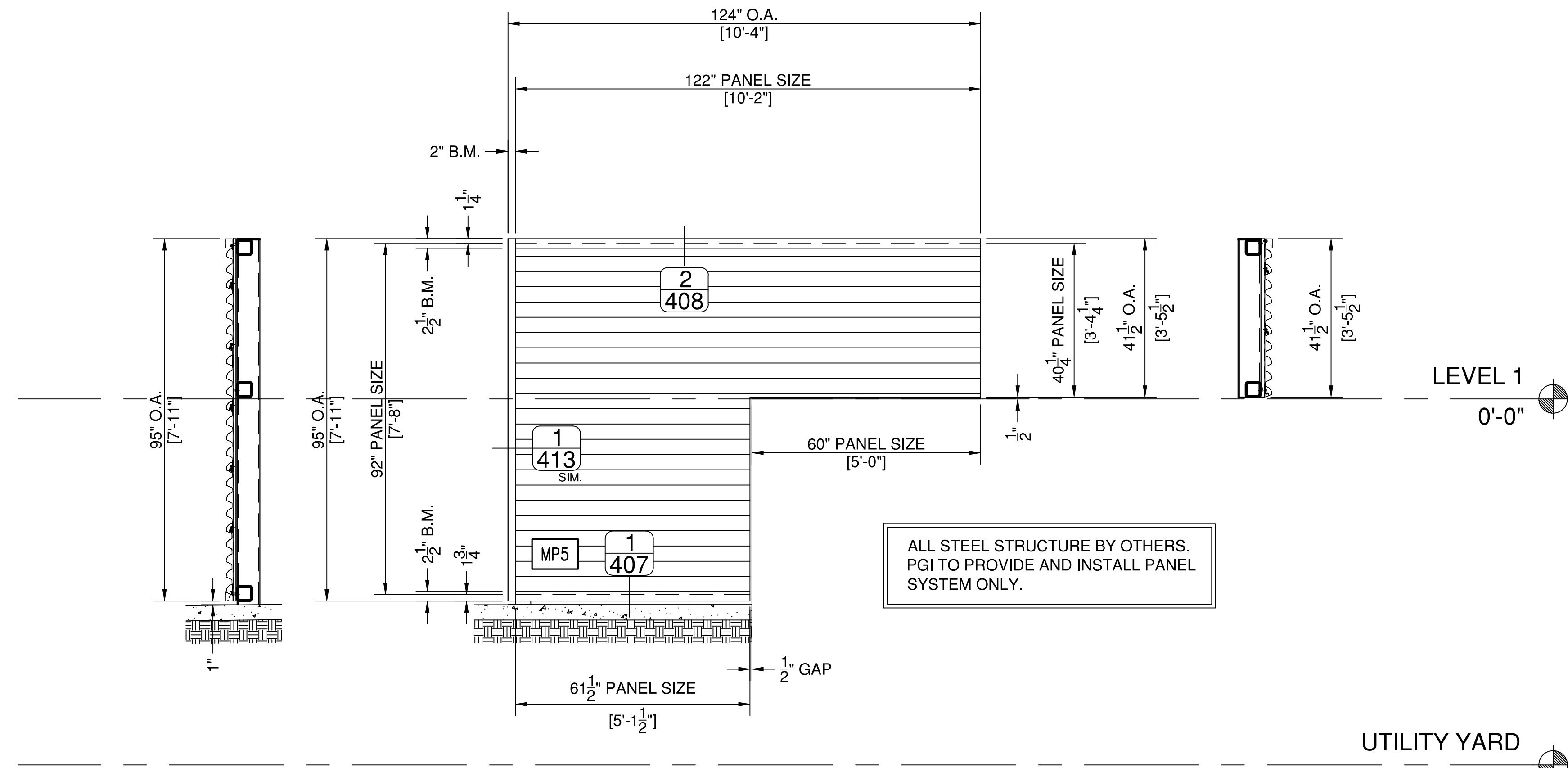
SCALE
1/2" = 1 FT
34" X 22" PAPER

DRAWN BY
AP

CHECKED BY

SHEET DESCRIPTION
ELEVATIONS

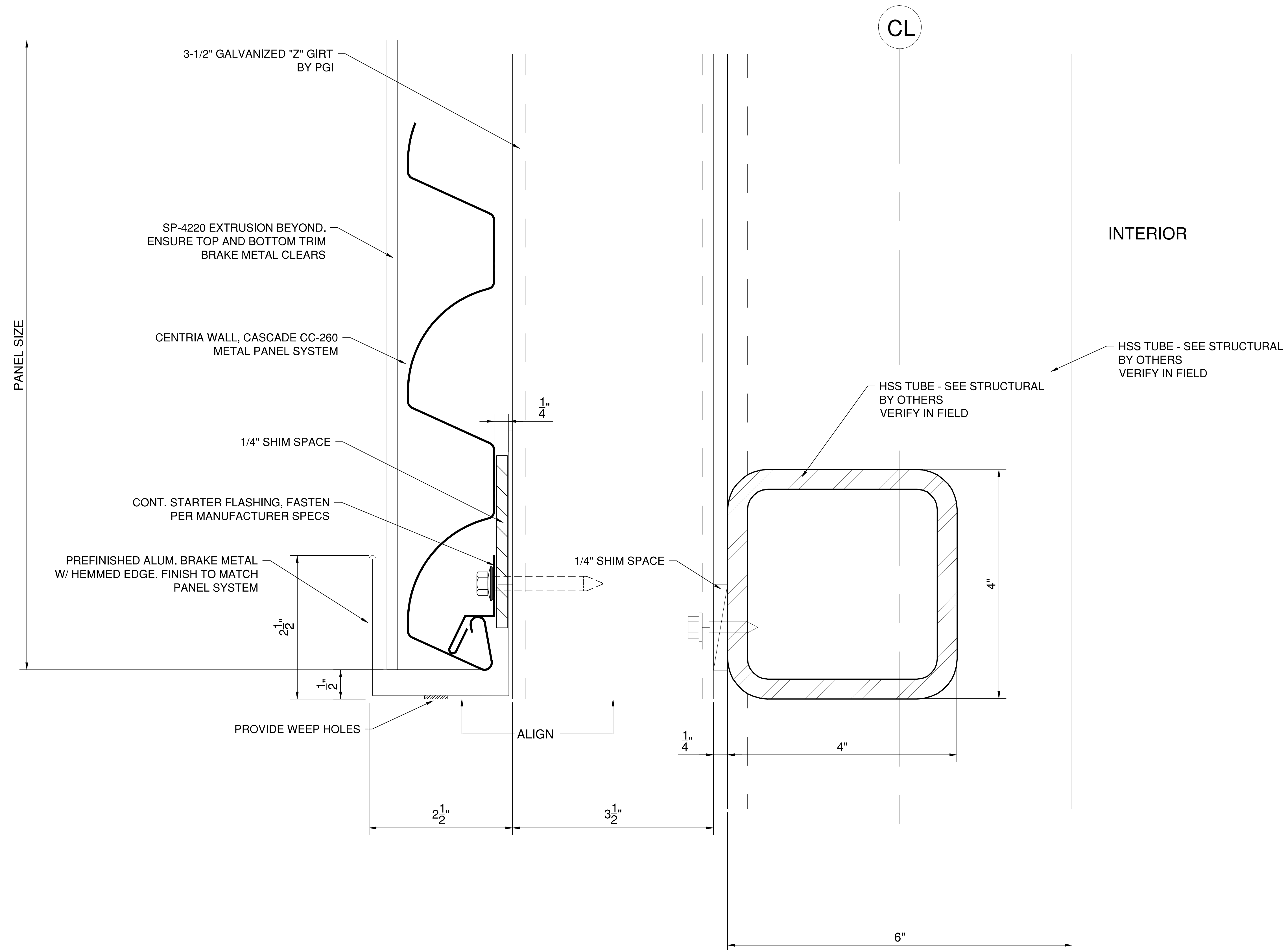
SHEET
306



1 UTILITY YARD - EAST
306 SCALE: 1/2" = 1 FT.
ARCH. REF.: AS200/4

SYSTEM(S)= CENTRIA WALL, CASCADE CC-260
METAL PANEL SYSTEM

THIS DRAWING AND THE INFORMATION ON THIS PAGE ARE PROPERTY OF CLEAR DRAFTING SOLUTIONS AND ITS CLIENT. REPRODUCTION AND DISTRIBUTION OF THIS INFORMATION IS PROHIBITED WITHOUT WRITTEN CONSENT



1 ROOF SCREEN - BOTTOM DETAIL
401 SCALE: 1 FT. = 1 FT.
ARCH. REF.: A353/5

SYSTEM(S)= CENTRIA WALL, CASCADE CC-260
METAL PANEL SYSTEM

UNC REX H.C.
CENTRIA PANEL SYSTEM
MP5



WWW.CLEARDRAFTINGSOLUTIONS.COM

GLAZING CONTRACTOR

ARCHITECT

THIS DRAWING AND THE INFORMATION ON THIS PAGE ARE PROPERTY OF CLEAR DRAFTING SOLUTIONS AND ITS CLIENT. REPRODUCTION AND DISTRIBUTION OF THIS INFORMATION IS PROHIBITED WITHOUT WRITTEN CONSENT

ISSUE/REVISION

PROJECT NAME
UNC REX HC - CANCER
OUTPATIENT CENTER

FILE NAME
rex_centria_mp5.dwg

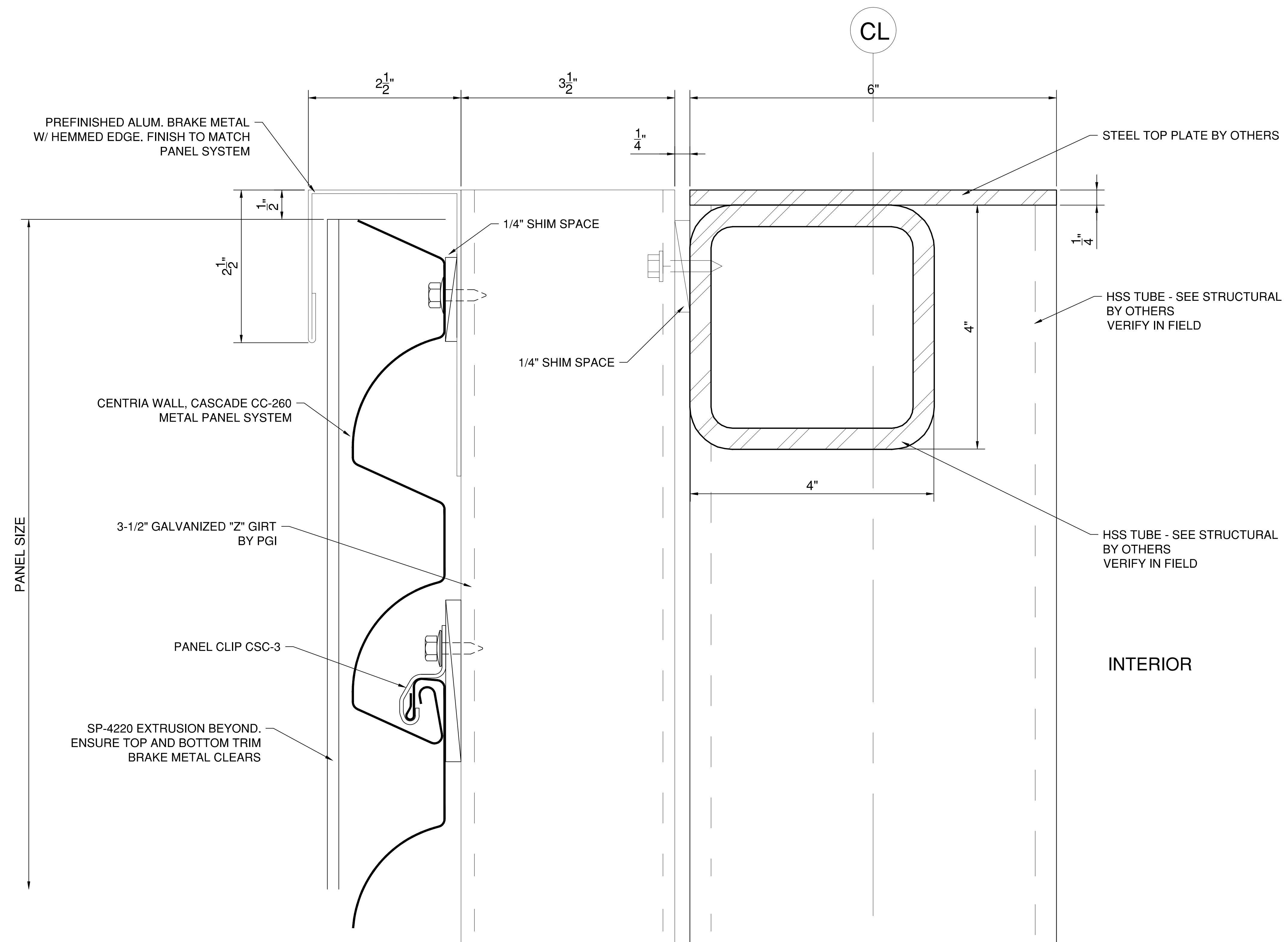
SCALE
1 FT = 1 FT
34" X 22" PAPER

DRAWN BY
AP

CHECKED BY

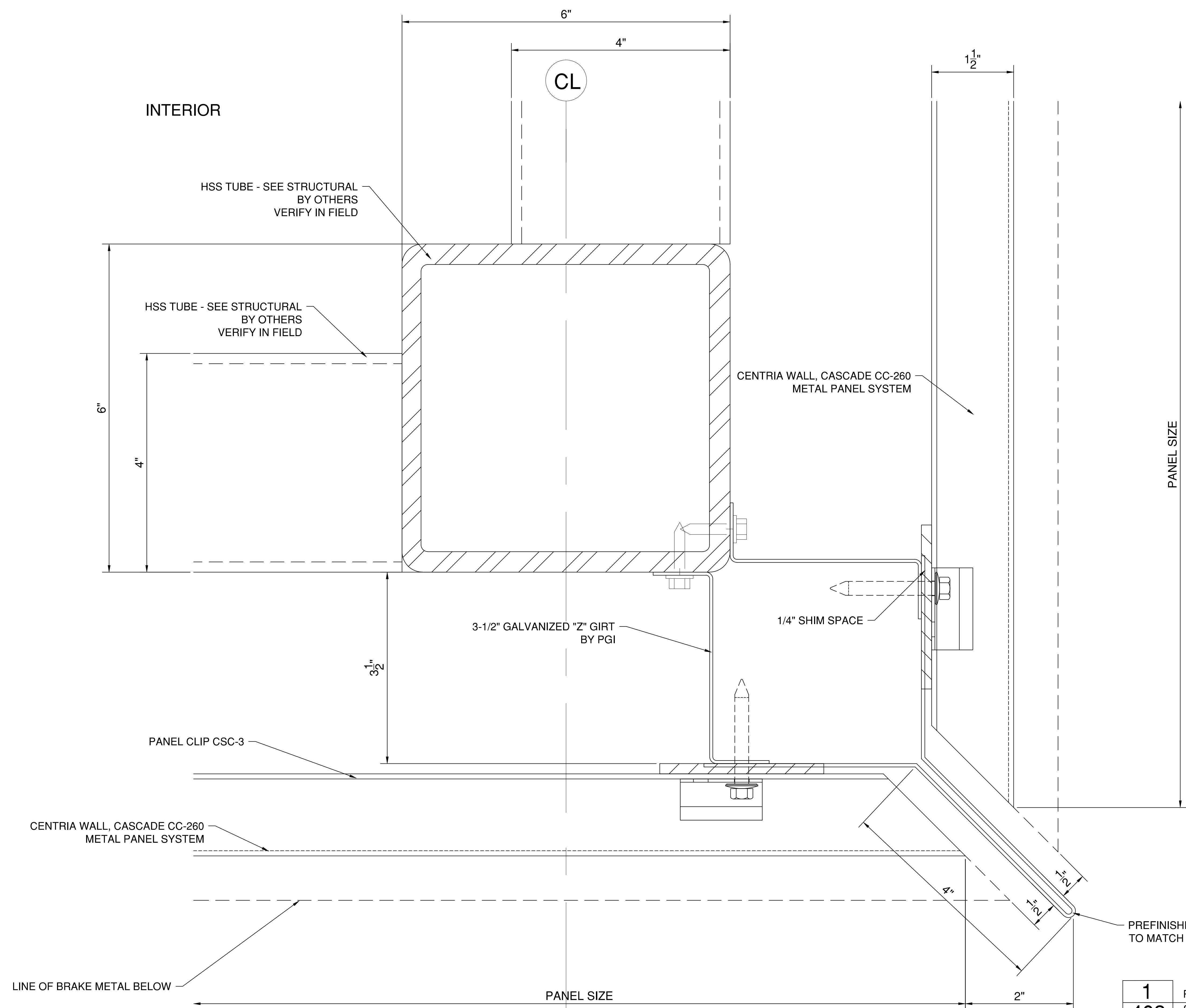
SHEET DESCRIPTION
DETAILS

SHEET
402



1 ROOF SCREEN - TOP DETAIL
402 SCALE: 1 FT. = 1 FT.
ARCH. REF.: A353/6

SYSTEM(S)= CENTRIA WALL, CASCADE CC-260
METAL PANEL SYSTEM



1
403 ROOF SCREEN - CORNER DETAIL
SCALE: 1 FT. = 1 FT.
ARCH. REF.: A345/5

SYSTEM(S)= CENTRIA WALL, CASCADE CC-260
METAL PANEL SYSTEM

UNC REX H.C.
CENTRIA PANEL SYSTEM
MP5



WWW.CLEARDRAFTINGSOLUTIONS.COM

GLAZING CONTRACTOR

ARCHITECT

THIS DRAWING AND THE INFORMATION ON THIS PAGE ARE PROPERTY OF CLEAR DRAFTING SOLUTIONS AND ITS CLIENT. REPRODUCTION AND DISTRIBUTION OF THIS INFORMATION IS PROHIBITED WITHOUT WRITTEN CONSENT

ISSUE/REVISION

PROJECT NAME
UNC REX HC - CANCER
OUTPATIENT CENTER

FILE NAME
rex_centria_mp5.dwg

SCALE 1 FT = 1 FT
34" X 22" PAPER

DRAWN BY AP CHECKED BY

SHEET DESCRIPTION
DETAILS

SHEET
403

UNC REX H.C.
CENTRIA PANEL SYSTEM
MP5



WWW.CLEARDRAFTINGSOLUTIONS.COM

GLAZING CONTRACTOR

ARCHITECT

THIS DRAWING AND THE INFORMATION ON THIS PAGE ARE PROPERTY OF CLEAR DRAFTING SOLUTIONS AND ITS CLIENT. REPRODUCTION AND DISTRIBUTION OF THIS INFORMATION IS PROHIBITED WITHOUT WRITTEN CONSENT

ISSUE/REVISION

PROJECT NAME
UNC REX HC - CANCER
OUTPATIENT CENTER

FILE NAME
rex_centria_mp5.dwg

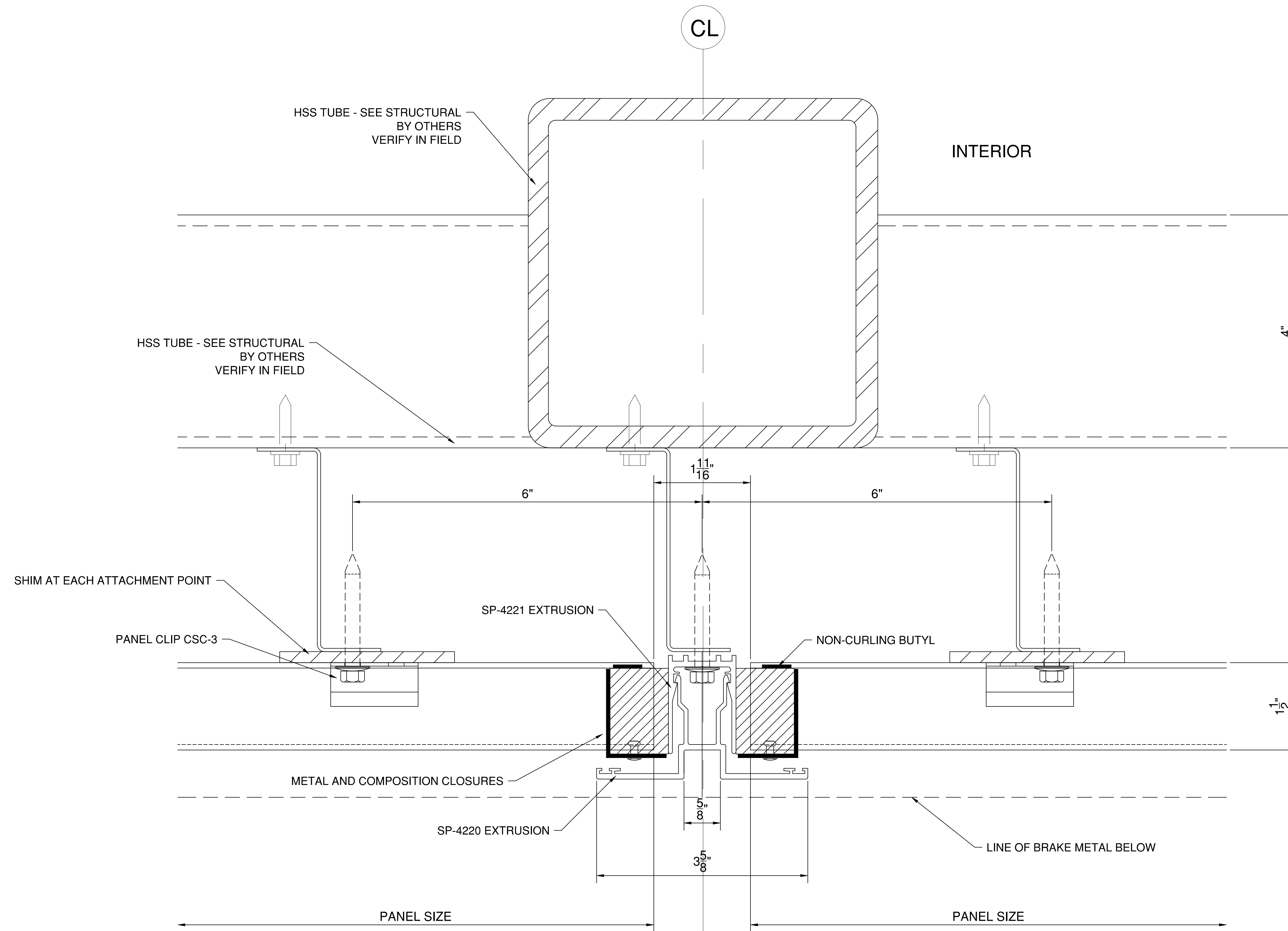
SCALE
1 FT = 1 FT
34" X 22" PAPER

DRAWN BY
AP

CHECKED BY

SHEET DESCRIPTION
DETAILS

SHEET
404



1
404 ROOF SCREEN - PANEL GAP DETAIL
SCALE: 1 FT. = 1 FT.
ARCH. REF.: NA

SYSTEM(S)= CENTRIA WALL, CASCADE CC-260
METAL PANEL SYSTEM

UNC REX H.C.
CENTRIA PANEL SYSTEM
MP5



WWW.CLEARDRAFTINGSOLUTIONS.COM

GLAZING CONTRACTOR

ARCHITECT

THIS DRAWING AND THE INFORMATION ON THIS PAGE ARE PROPERTY OF CLEAR DRAFTING SOLUTIONS AND ITS CLIENT. REPRODUCTION AND DISTRIBUTION OF THIS INFORMATION IS PROHIBITED WITHOUT WRITTEN CONSENT

ISSUE/REVISION

PROJECT NAME
UNC REX HC - CANCER
OUTPATIENT CENTER

FILE NAME
rex_centria_mp5.dwg

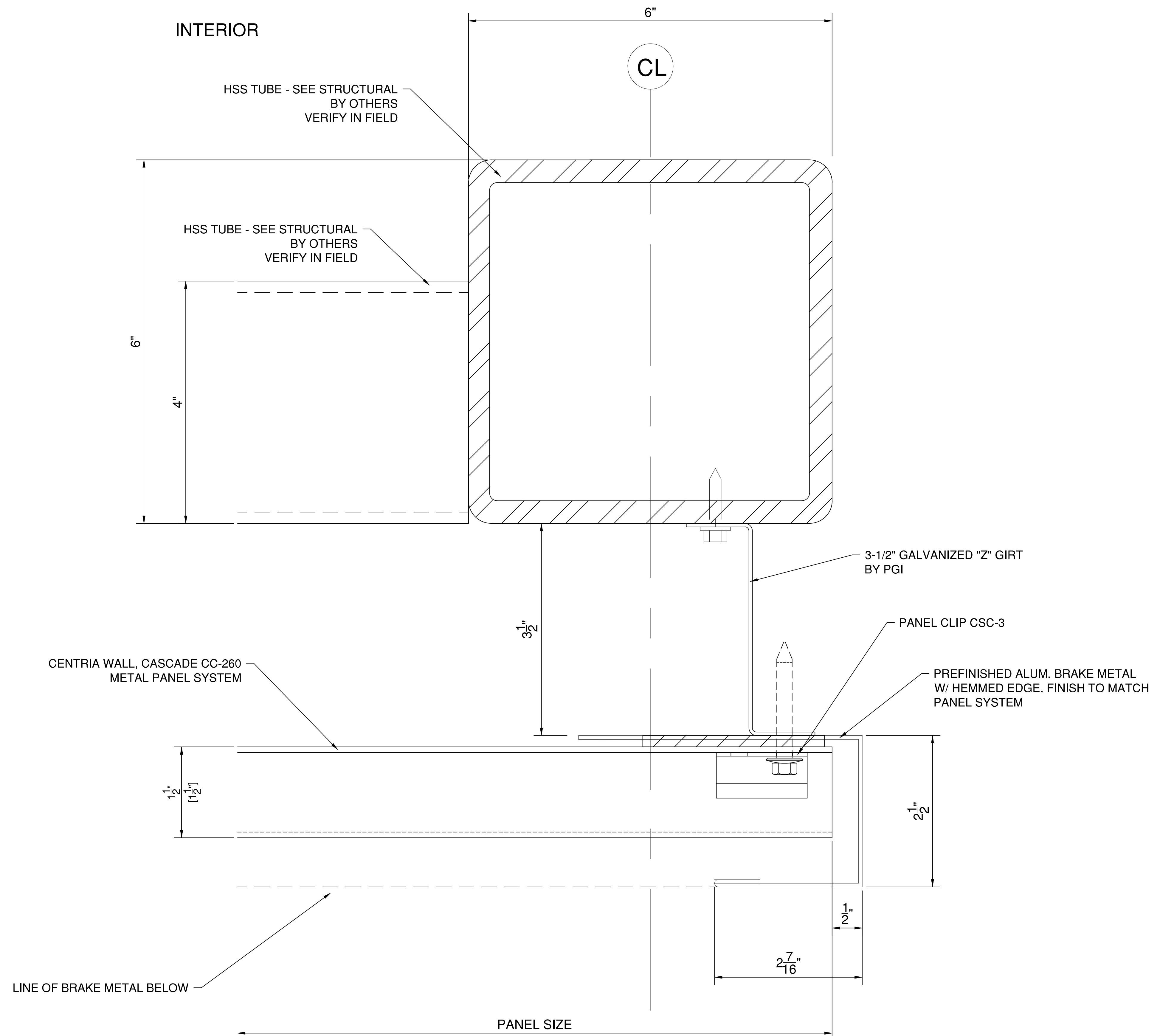
SCALE
1 FT = 1 FT
34" X 22" PAPER

DRAWN BY
AP

CHECKED BY

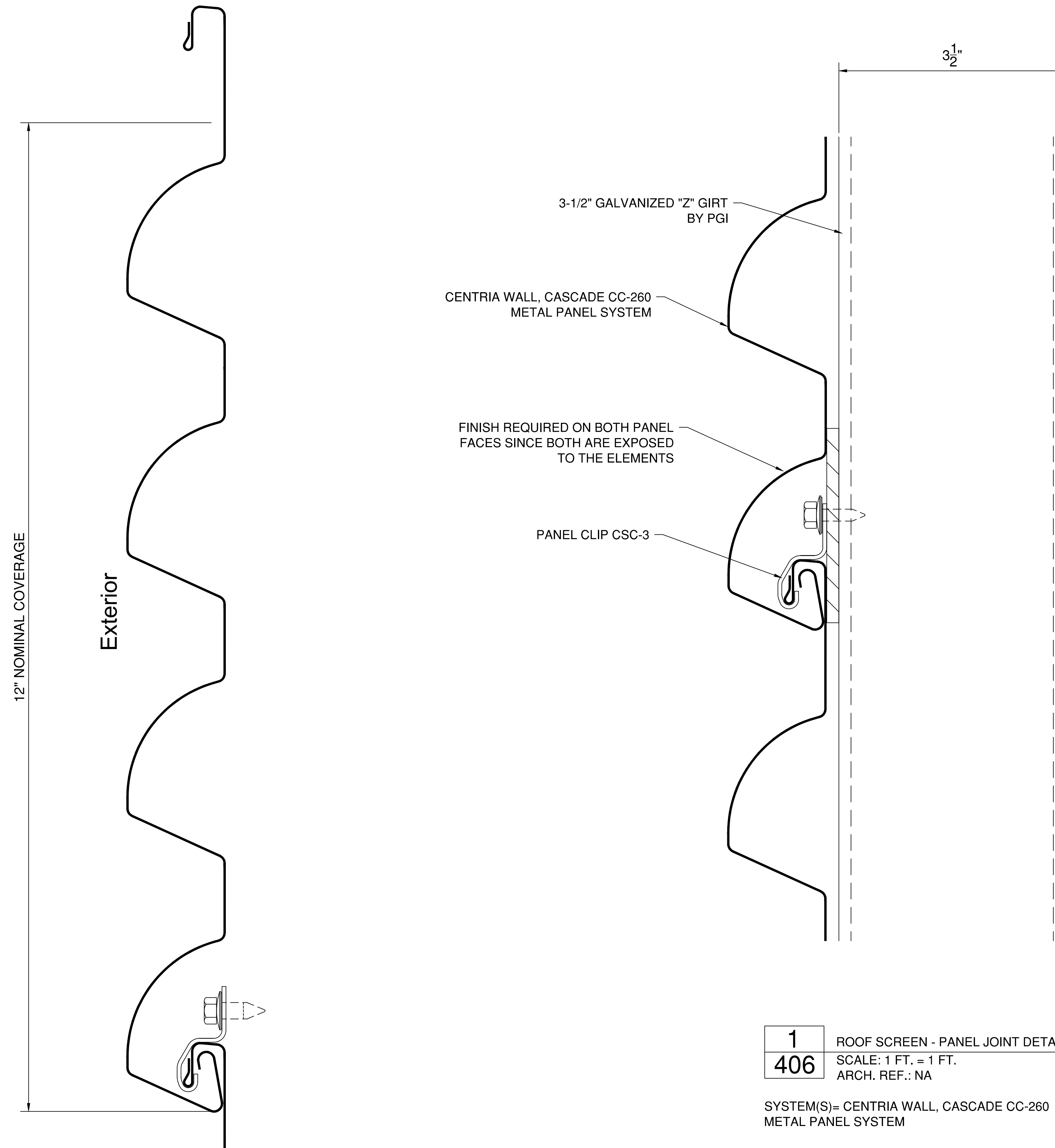
SHEET DESCRIPTION
DETAILS

SHEET
405



1 ROOF SCREEN - END DETAIL
405 SCALE: 1 FT. = 1 FT.
ARCH. REF.: A345/4

SYSTEM(S)= CENTRIA WALL, CASCADE CC-260
METAL PANEL SYSTEM



2 PANEL SIZING DETAIL
406 SCALE: 1 FT. = 1 FT.
 ARCH. REF.: NA

SYSTEM(S)= CENTRIA WALL, CASCADE CC-260
 METAL PANEL SYSTEM

1 ROOF SCREEN - PANEL JOINT DETAIL
406 SCALE: 1 FT. = 1 FT.
 ARCH. REF.: NA

SYSTEM(S)= CENTRIA WALL, CASCADE CC-260
 METAL PANEL SYSTEM

UNC REX H.C.
 CENTRIA PANEL SYSTEM
 MP5



WWW.CLEARDRAFTINGSOLUTIONS.COM

GLAZING CONTRACTOR

ARCHITECT

THIS DRAWING AND THE INFORMATION ON THIS PAGE ARE PROPERTY OF CLEAR DRAFTING SOLUTIONS AND ITS CLIENT. REPRODUCTION AND DISTRIBUTION OF THIS INFORMATION IS PROHIBITED WITHOUT WRITTEN CONSENT

ISSUE/REVISION

PROJECT NAME
 UNC REX HC - CANCER
 OUTPATIENT CENTER

FILE NAME
 rex_centria_mp5.dwg

SCALE 1 FT = 1 FT
 34" X 22" PAPER

DRAWN BY AP CHECKED BY

SHEET DESCRIPTION
 DETAILS

SHEET
406

UNC REX H.C.
CENTRIA PANEL SYSTEM
MP5



WWW.CLEARDRAFTINGSOLUTIONS.COM

GLAZING CONTRACTOR

ARCHITECT

THIS DRAWING AND THE INFORMATION ON THIS PAGE ARE PROPERTY OF CLEAR DRAFTING SOLUTIONS AND ITS CLIENT. REPRODUCTION AND DISTRIBUTION OF THIS INFORMATION IS PROHIBITED WITHOUT WRITTEN CONSENT

ISSUE/REVISION

PROJECT NAME
UNC REX HC - CANCER
OUTPATIENT CENTER

FILE NAME
rex_centria_mp5.dwg

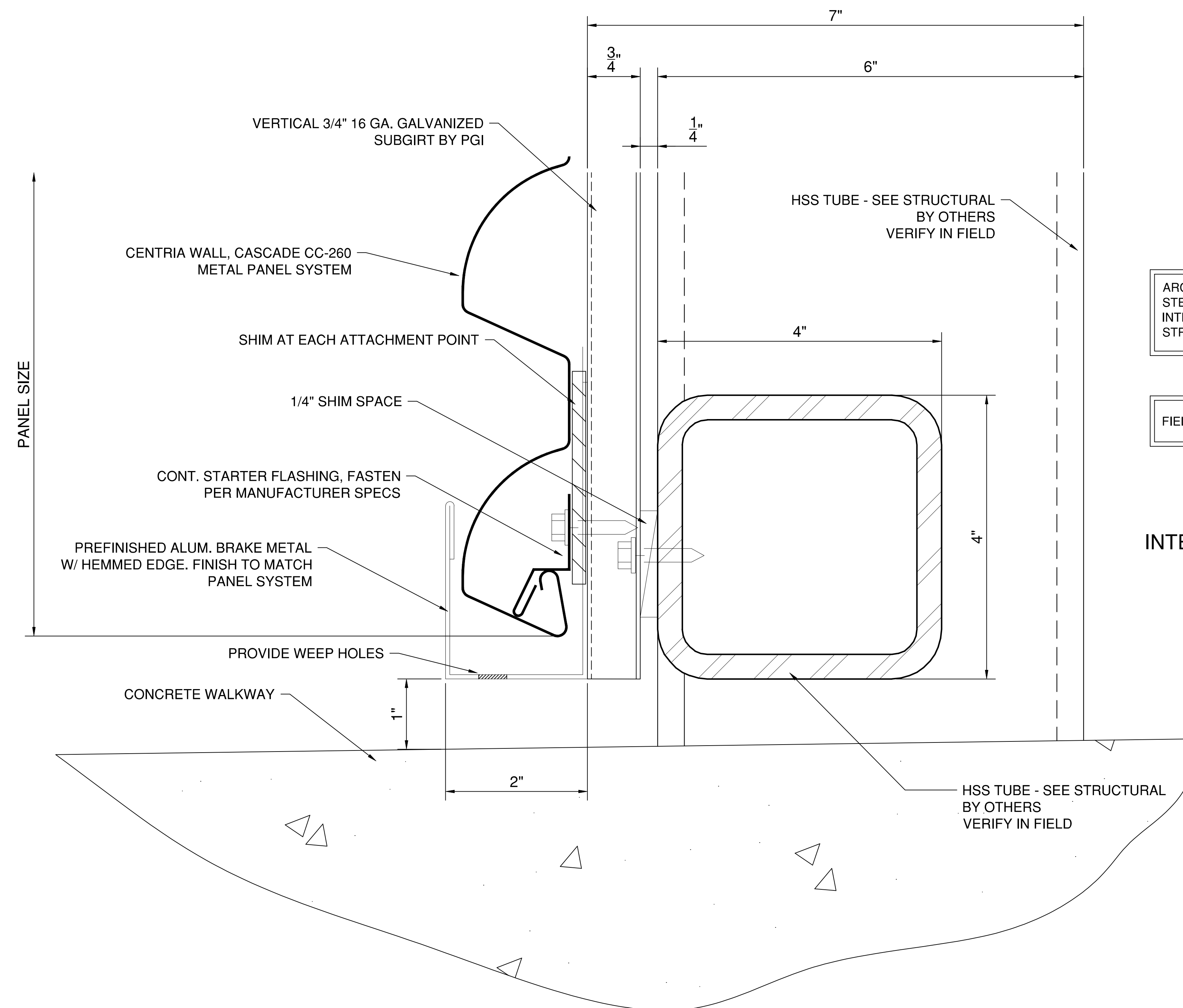
SCALE
1 FT = 1 FT
34" X 22" PAPER

DRAWN BY
AP

CHECKED BY

SHEET DESCRIPTION
DETAILS

SHEET
407



ARCHITECT/G.C. NOTE:
STEEL FRAMING SHOWN IS TO CONVEY
INTENT ONLY. STEEL TUBING AND
STRUCTURAL ELEMENTS BY OTHERS.

FIELD VERIFY ALL STRUCTURAL ELEMENTS

INTERIOR

1
407 FIXED UTILITY YARD ENCLOSURE - BOTTOM
SCALE: 1 FT. = 1 FT.
ARCH. REF.: NA

SYSTEM(S)= CENTRIA WALL, CASCADE CC-260
METAL PANEL SYSTEM

UNC REX H.C.
CENTRIA PANEL SYSTEM
MP5



WWW.CLEARDRAFTINGSOLUTIONS.COM

GLAZING CONTRACTOR

ARCHITECT

THIS DRAWING AND THE INFORMATION ON THIS PAGE ARE PROPERTY OF CLEAR DRAFTING SOLUTIONS AND ITS CLIENT. REPRODUCTION AND DISTRIBUTION OF THIS INFORMATION IS PROHIBITED WITHOUT WRITTEN CONSENT

ISSUE/REVISION

PROJECT NAME
UNC REX HC - CANCER
OUTPATIENT CENTER

FILE NAME
rex_centria_mp5.dwg

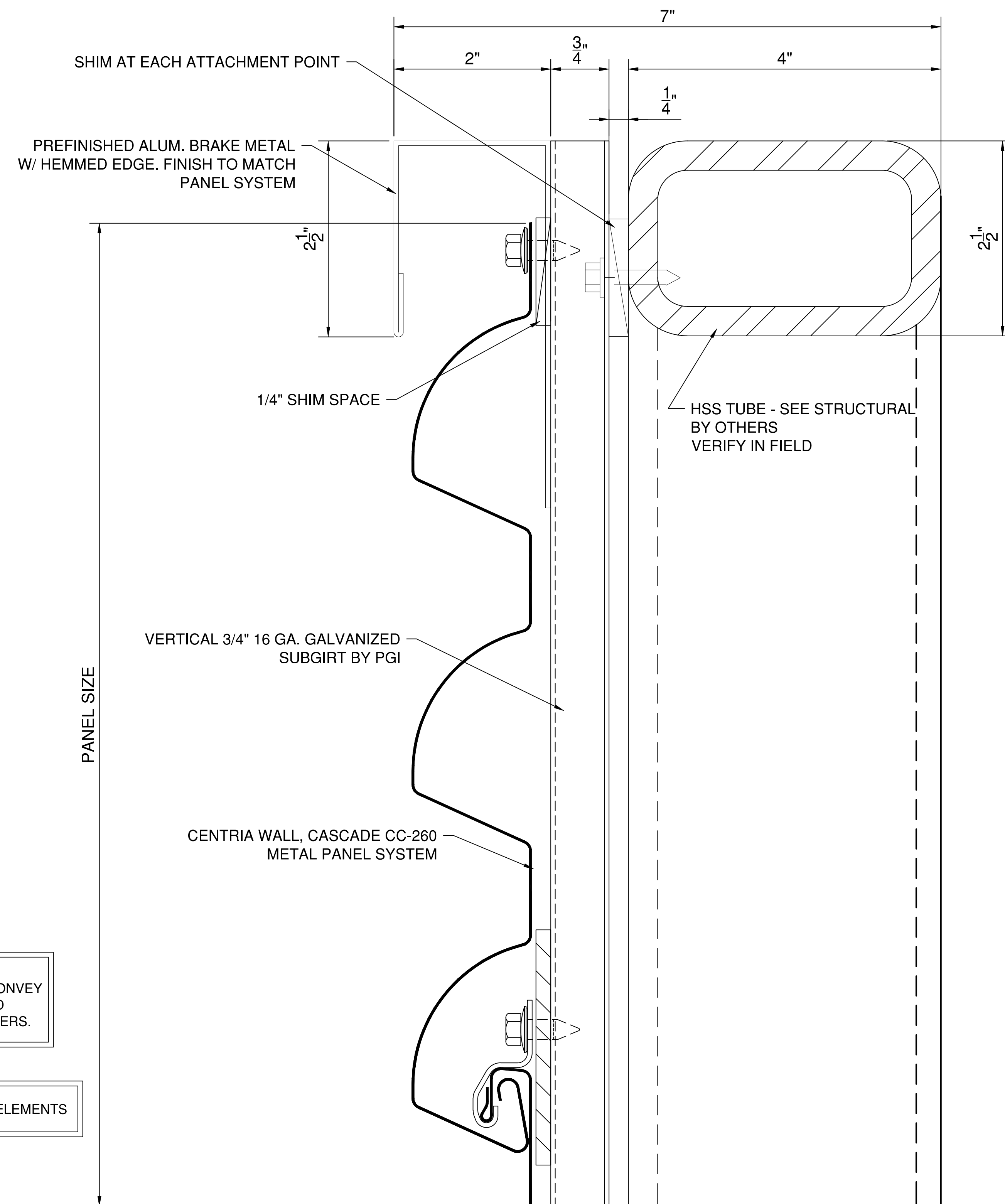
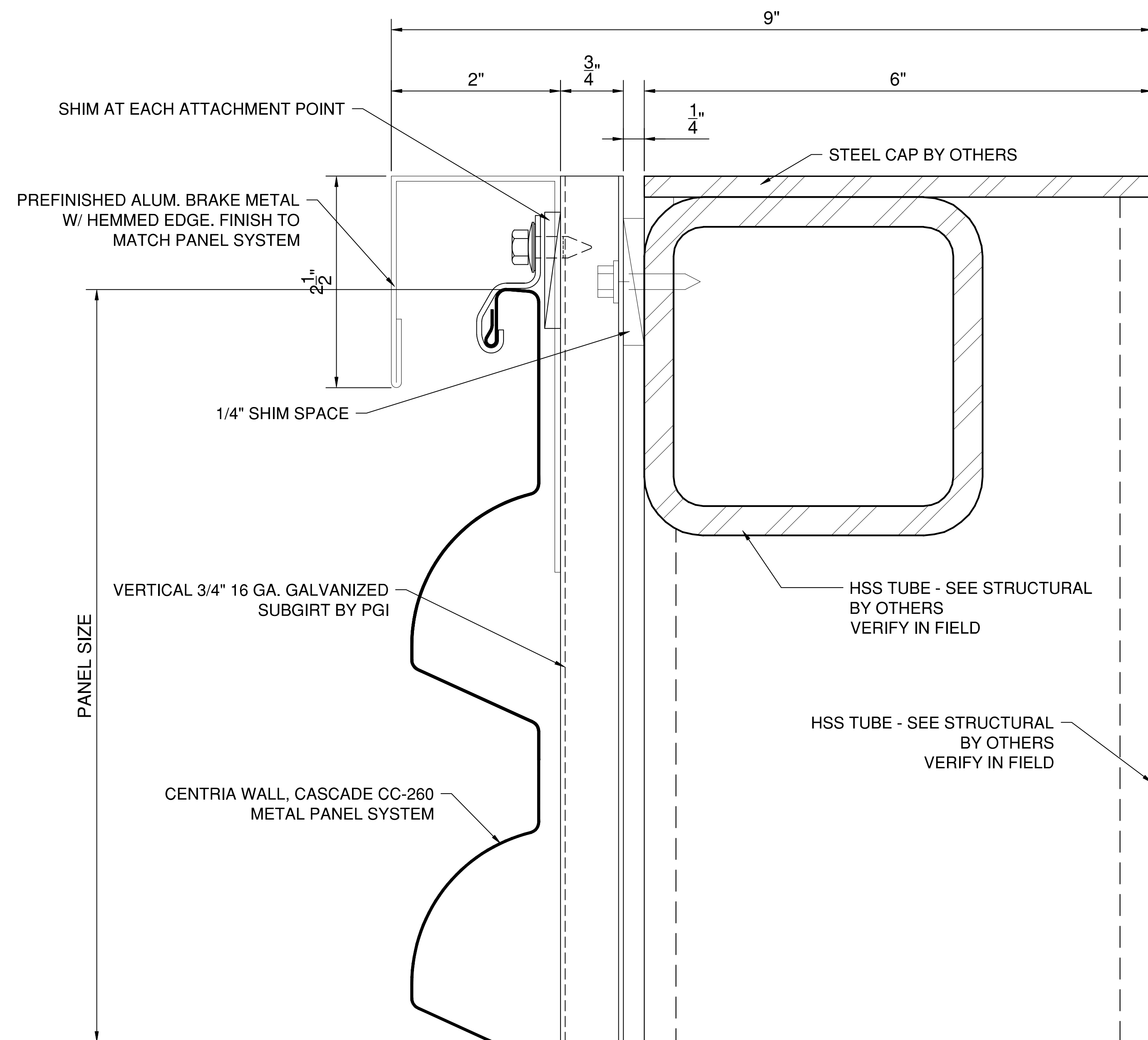
SCALE
1 FT = 1 FT
34" X 22" PAPER

DRAWN BY
AP

CHECKED BY

SHEET DESCRIPTION
DETAILS

SHEET
408



ARCHITECT/G.C. NOTE:
STEEL FRAMING SHOWN IS TO CONVEY
INTENT ONLY. STEEL TUBING AND
STRUCTURAL ELEMENTS BY OTHERS.

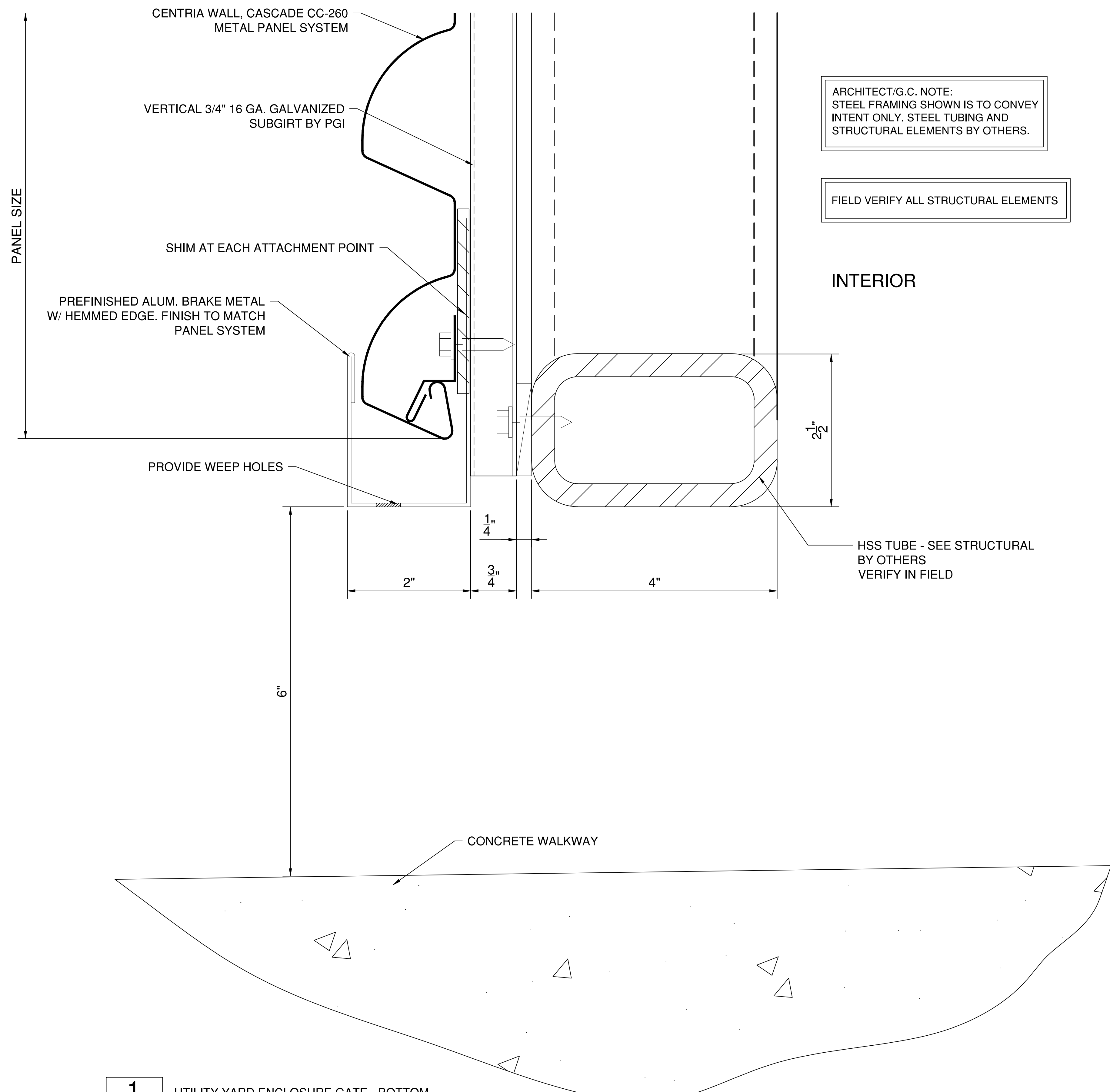
FIELD VERIFY ALL STRUCTURAL ELEMENTS

2
408 FIXED UTILITY YARD ENCLOSURE - TOP
SCALE: 1 FT. = 1 FT.
ARCH. REF.: NA

SYSTEM(S)= CENTRIA WALL, CASCADE CC-260
METAL PANEL SYSTEM

1
408 UTILITY YARD ENCLOSURE GATE - TOP
SCALE: 1 FT. = 1 FT.
ARCH. REF.: NA

SYSTEM(S)= CENTRIA WALL, CASCADE CC-260
METAL PANEL SYSTEM



ARCHITECT/G.C. NOTE:
STEEL FRAMING SHOWN IS TO CONVEY
INTENT ONLY. STEEL TUBING AND
STRUCTURAL ELEMENTS BY OTHERS.

FIELD VERIFY ALL STRUCTURAL ELEMENTS

INTERIOR

HSS TUBE - SEE STRUCTURAL
BY OTHERS
VERIFY IN FIELD

1 UTILITY YARD ENCLOSURE GATE - BOTTOM
409 SCALE: 1 FT. = 1 FT.
ARCH. REF.: NA

SYSTEM(S)= CENTRIA WALL, CASCADE CC-260
METAL PANEL SYSTEM

UNC REX H.C.
CENTRIA PANEL SYSTEM
MP5



WWW.CLEARDRAFTINGSOLUTIONS.COM

GLAZING CONTRACTOR

ARCHITECT

THIS DRAWING AND THE INFORMATION
ON THIS PAGE ARE PROPERTY OF CLEAR
DRAFTING SOLUTIONS AND ITS CLIENT.
REPRODUCTION AND DISTRIBUTION OF
THIS INFORMATION IS PROHIBITED
WITHOUT WRITTEN CONSENT

ISSUE/REVISION

PROJECT NAME
UNC REX HC - CANCER
OUTPATIENT CENTER

FILE NAME
rex_centria_mp5.dwg

SCALE
1 FT = 1 FT
34" X 22" PAPER

DRAWN BY
AP

CHECKED BY

SHEET DESCRIPTION
DETAILS

SHEET
409

UNC REX H.C.
CENTRIA PANEL SYSTEM
MP5



WWW.CLEARDRAFTINGSOLUTIONS.COM

GLAZING CONTRACTOR

ARCHITECT

THIS DRAWING AND THE INFORMATION ON THIS PAGE ARE PROPERTY OF CLEAR DRAFTING SOLUTIONS AND ITS CLIENT. REPRODUCTION AND DISTRIBUTION OF THIS INFORMATION IS PROHIBITED WITHOUT WRITTEN CONSENT

ISSUE/REVISION

PROJECT NAME
UNC REX HC - CANCER
OUTPATIENT CENTER

FILE NAME
rex_centria_mp5.dwg

SCALE
1 FT = 1 FT
34" X 22" PAPER

DRAWN BY
AP

CHECKED BY

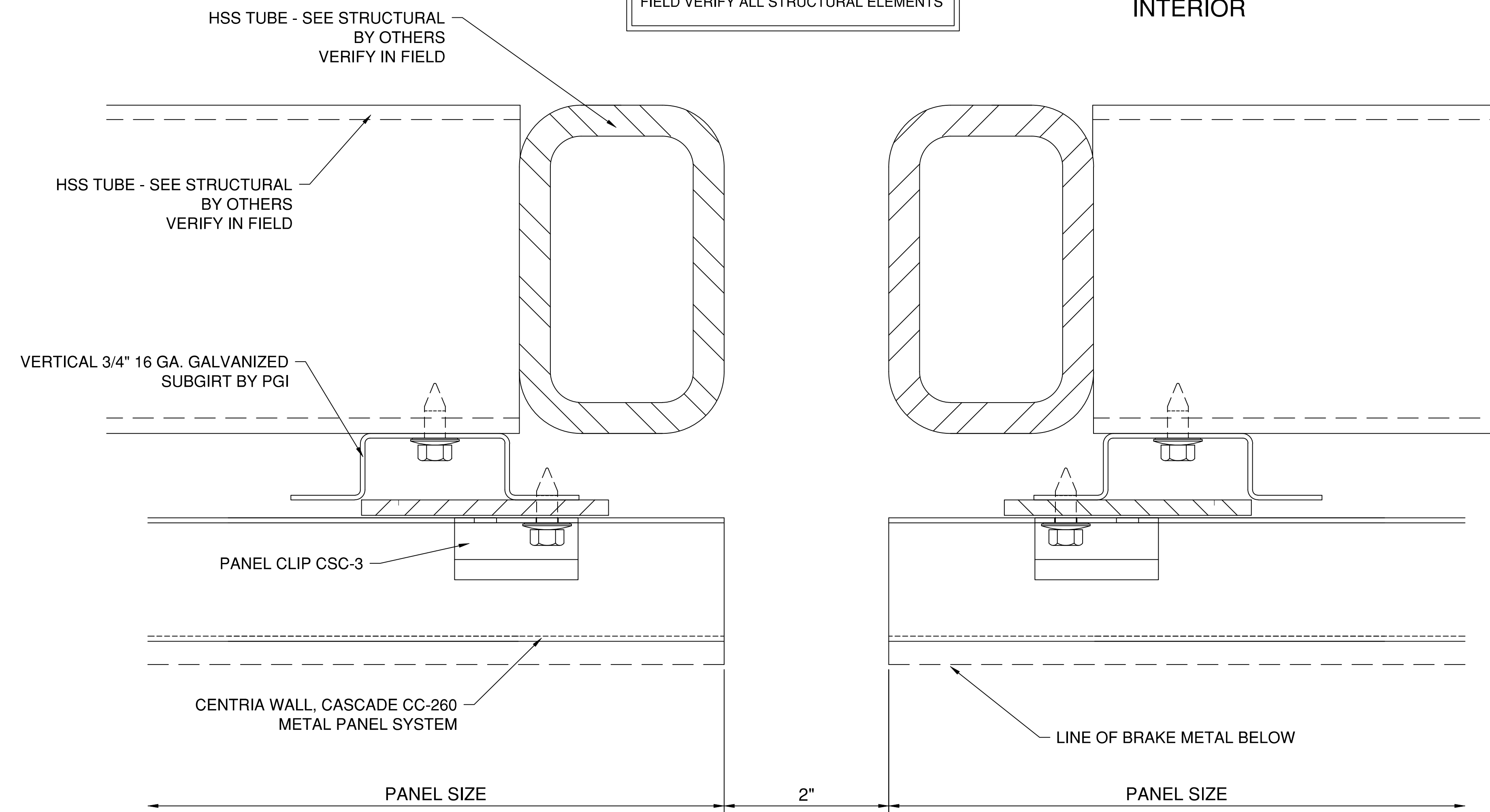
SHEET DESCRIPTION
DETAILS

SHEET
410

ARCHITECT/G.C. NOTE:
STEEL FRAMING SHOWN IS TO CONVEY
INTENT ONLY. STEEL TUBING AND
STRUCTURAL ELEMENTS BY OTHERS.

FIELD VERIFY ALL STRUCTURAL ELEMENTS

INTERIOR



1 UTILITY YARD ENCLOSURE - GATE MEETING
410 SCALE: 1 FT. = 1 FT.
ARCH. REF.: NA

SYSTEM(S)= CENTRIA WALL, CASCADE CC-260
METAL PANEL SYSTEM

UNC REX H.C.
CENTRIA PANEL SYSTEM
MP5



WWW.CLEARDRAFTINGSOLUTIONS.COM

GLAZING CONTRACTOR

ARCHITECT

THIS DRAWING AND THE INFORMATION ON THIS PAGE ARE PROPERTY OF CLEAR DRAFTING SOLUTIONS AND ITS CLIENT. REPRODUCTION AND DISTRIBUTION OF THIS INFORMATION IS PROHIBITED WITHOUT WRITTEN CONSENT

ISSUE/REVISION

PROJECT NAME
UNC REX HC - CANCER
OUTPATIENT CENTER

FILE NAME
rex_centria_mp5.dwg

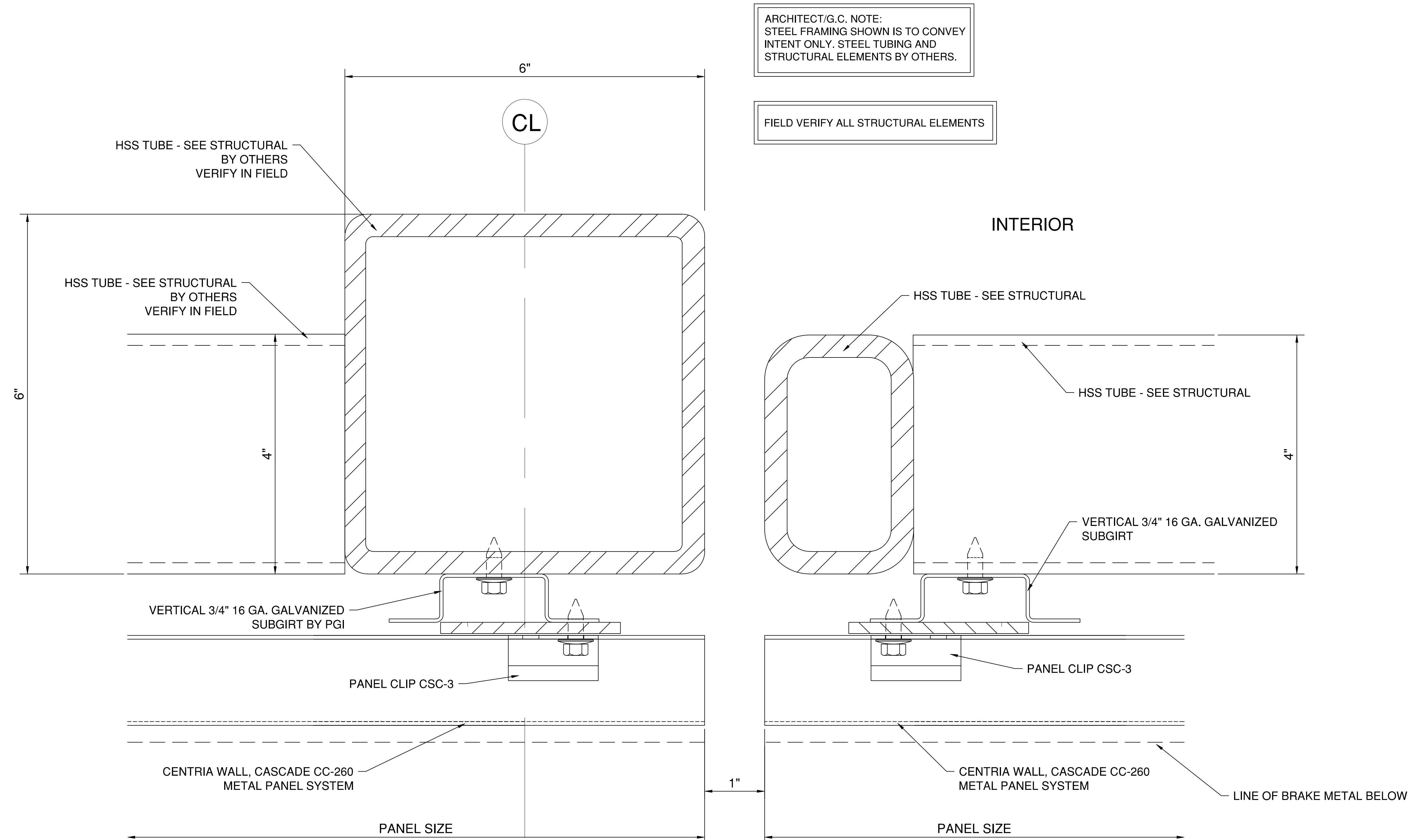
SCALE
1 FT = 1 FT
34" X 22" PAPER

DRAWN BY
AP

CHECKED BY

SHEET DESCRIPTION
DETAILS

SHEET
411



ARCHITECT/G.C. NOTE:
STEEL FRAMING SHOWN IS TO CONVEY
INTENT ONLY. STEEL TUBING AND
STRUCTURAL ELEMENTS BY OTHERS.

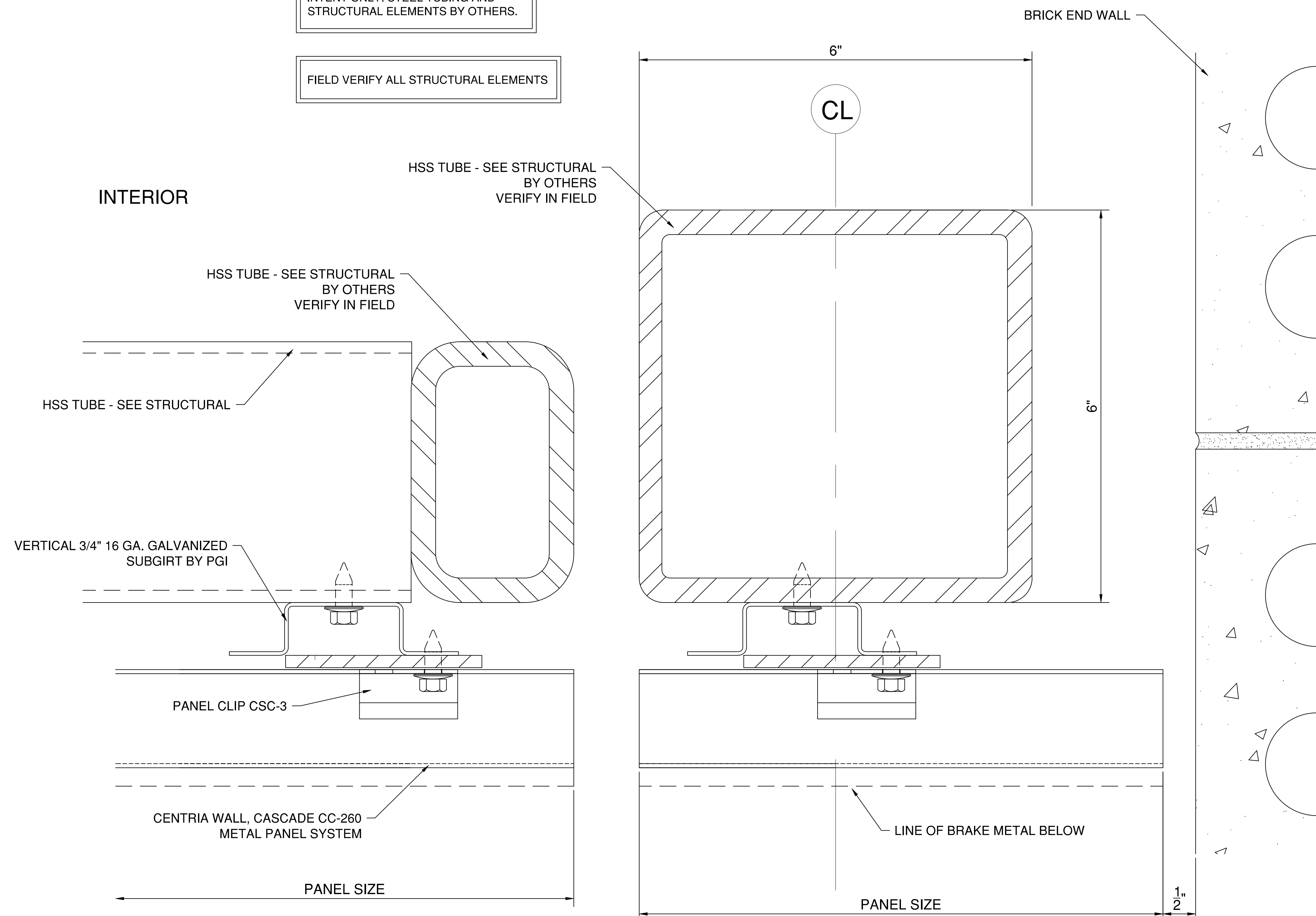
FIELD VERIFY ALL STRUCTURAL ELEMENTS

1 UTILITY YARD ENCLOSURE - GATE JAMB
411 SCALE: 1 FT. = 1 FT.
ARCH. REF.: NA

SYSTEM(S)= CENTRIA WALL, CASCADE CC-260
METAL PANEL SYSTEM

ARCHITECT/G.C. NOTE:
STEEL FRAMING SHOWN IS TO CONVEY
INTENT ONLY. STEEL TUBING AND
STRUCTURAL ELEMENTS BY OTHERS.

FIELD VERIFY ALL STRUCTURAL ELEMENTS



1
412 UTILITY YARD ENCLOSURE - GATE JAMB
SCALE: 1 FT. = 1 FT.
ARCH. REF.: NA

SYSTEM(S)= CENTRIA WALL, CASCADE CC-260
METAL PANEL SYSTEM

UNC REX H.C.
CENTRIA PANEL SYSTEM
MP5

Clear Drafting Solutions

WWW.CLEARDRAFTINGSOLUTIONS.COM

GLAZING CONTRACTOR

ARCHITECT

THIS DRAWING AND THE INFORMATION
ON THIS PAGE ARE PROPERTY OF CLEAR
DRAFTING SOLUTIONS AND ITS CLIENT.
REPRODUCTION AND DISTRIBUTION OF
THIS INFORMATION IS PROHIBITED
WITHOUT WRITTEN CONSENT

ISSUE/REVISION

PROJECT NAME
UNC REX HC - CANCER
OUTPATIENT CENTER

FILE NAME
rex_centria_mp5.dwg

SCALE
1 FT = 1 FT
34" X 22" PAPER

DRAWN BY
AP

CHECKED BY

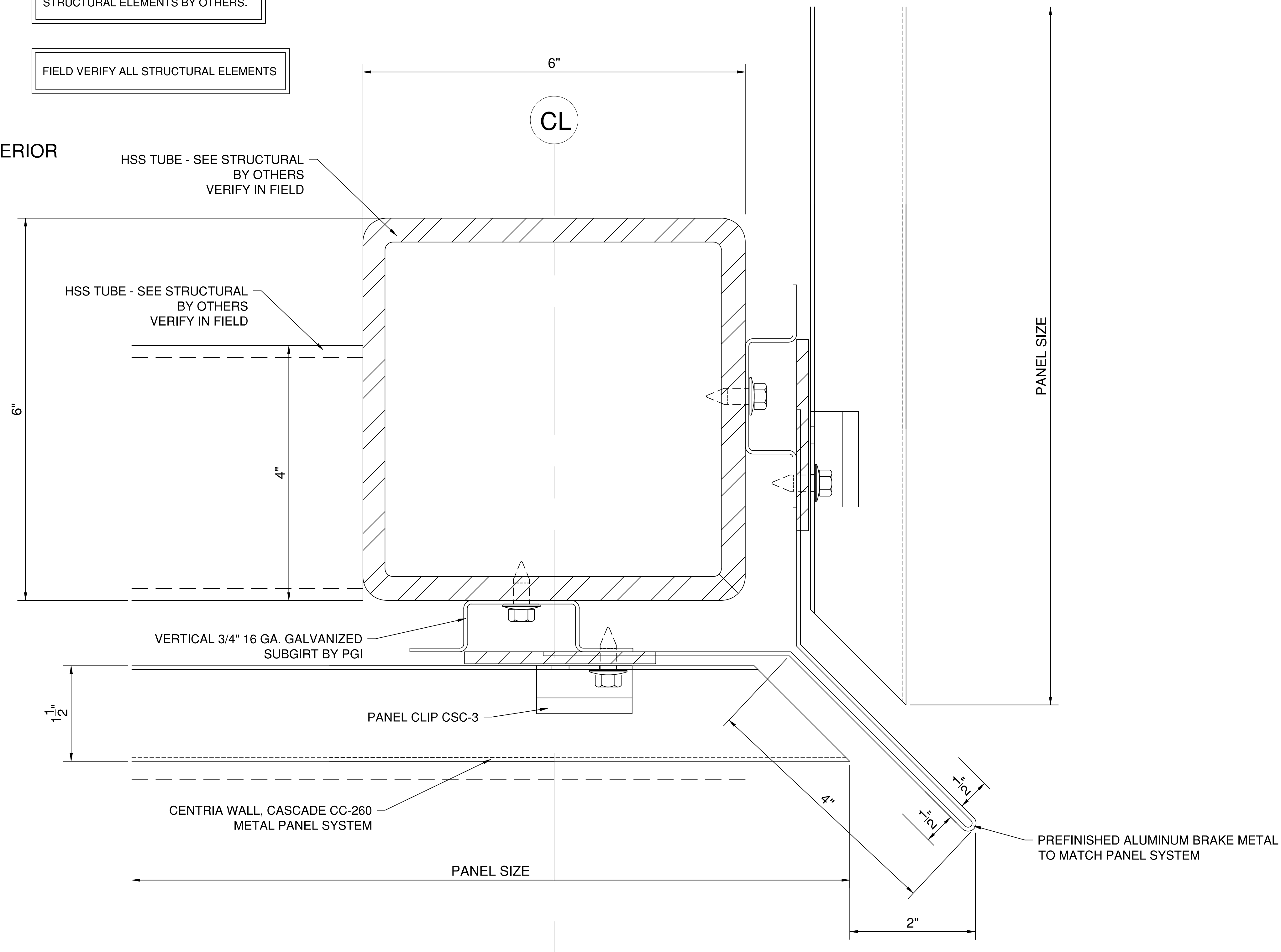
SHEET DESCRIPTION
DETAILS

SHEET
412

ARCHITECT/G.C. NOTE:
STEEL FRAMING SHOWN IS TO CONVEY
INTENT ONLY. STEEL TUBING AND
STRUCTURAL ELEMENTS BY OTHERS.

FIELD VERIFY ALL STRUCTURAL ELEMENTS

INTERIOR



1 UTILITY YARD ENCLOSURE - CORNER DETAIL
413 SCALE: 1 FT. = 1 FT.
ARCH. REF.: NA

SYSTEM(S)= CENTRIA WALL, CASCADE CC-260
METAL PANEL SYSTEM

UNC REX H.C.
CENTRIA PANEL SYSTEM
MP5

Clear Drafting Solutions

WWW.CLEARDRAFTINGSOLUTIONS.COM

GLAZING CONTRACTOR

ARCHITECT

THIS DRAWING AND THE INFORMATION
ON THIS PAGE ARE PROPERTY OF CLEAR
DRAFTING SOLUTIONS AND ITS CLIENT.
REPRODUCTION AND DISTRIBUTION OF
THIS INFORMATION IS PROHIBITED
WITHOUT WRITTEN CONSENT

ISSUE/REVISION

PROJECT NAME
UNC REX HC - CANCER
OUTPATIENT CENTER

FILE NAME
rex_centria_mp5.dwg

SCALE
1 FT = 1 FT
34" X 22" PAPER

DRAWN BY
AP

CHECKED BY

SHEET DESCRIPTION
DETAILS

SHEET

413

UNC REX H.C.
CENTRIA PANEL SYSTEM
MP5



WWW.CLEARDRAFTINGSOLUTIONS.COM

GLAZING CONTRACTOR

ARCHITECT

THIS DRAWING AND THE INFORMATION ON THIS PAGE ARE PROPERTY OF CLEAR DRAFTING SOLUTIONS AND ITS CLIENT. REPRODUCTION AND DISTRIBUTION OF THIS INFORMATION IS PROHIBITED WITHOUT WRITTEN CONSENT

ISSUE/REVISION

PROJECT NAME
UNC REX HC - CANCER
OUTPATIENT CENTER

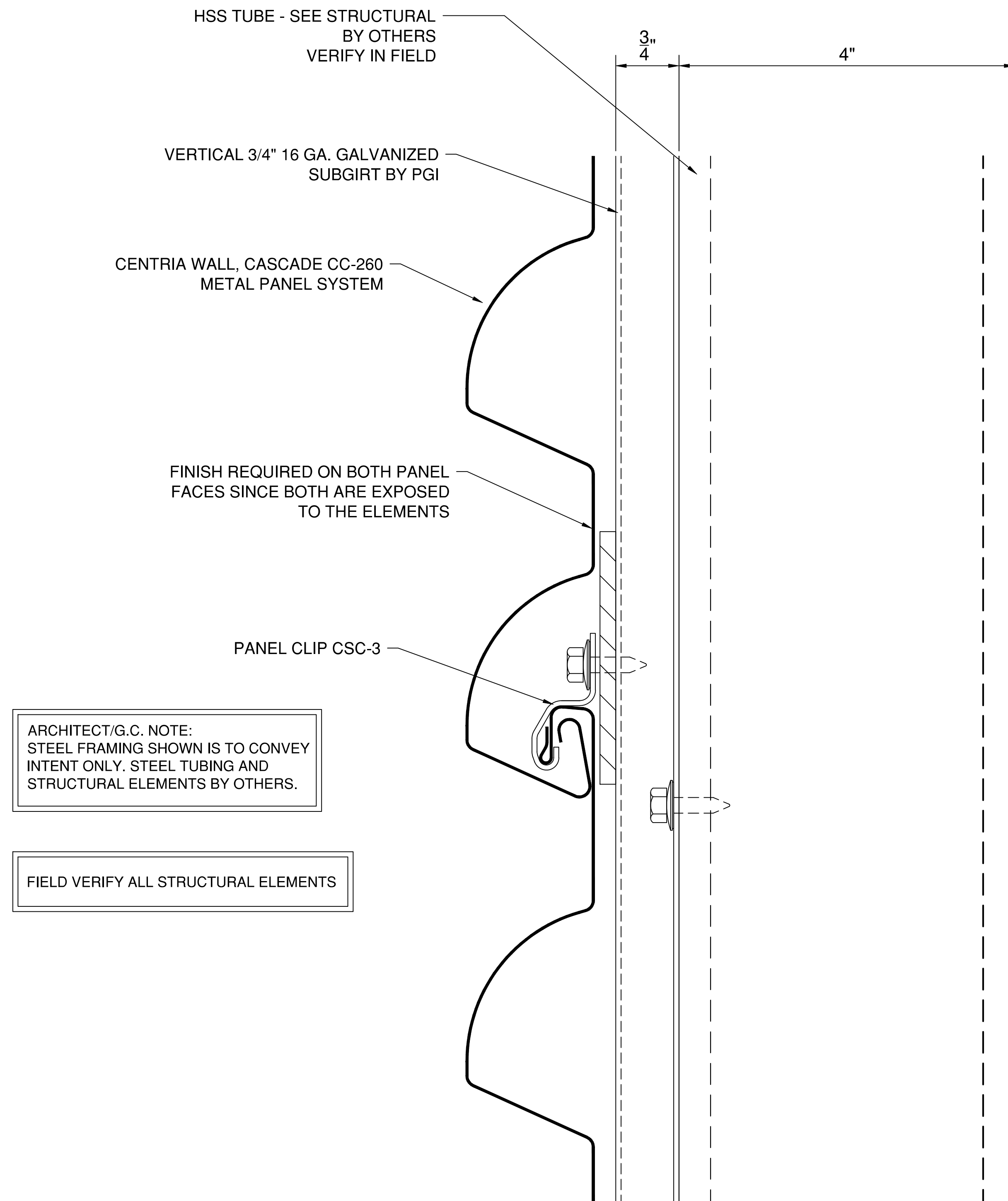
FILE NAME
rex_centria_mp5.dwg

SCALE
1 FT = 1 FT
34" X 22" PAPER

DRAWN BY AP	CHECKED BY
----------------	------------

SHEET DESCRIPTION
DETAILS

SHEET
414



ARCHITECT/G.C. NOTE:
STEEL FRAMING SHOWN IS TO CONVEY
INTENT ONLY. STEEL TUBING AND
STRUCTURAL ELEMENTS BY OTHERS.

FIELD VERIFY ALL STRUCTURAL ELEMENTS

1 UTILITY YARD ENCLOSURE - PANEL OVERLAP
414 SCALE: 1 FT. = 1 FT.
ARCH. REF.: NA

SYSTEM(S)= CENTRIA WALL, CASCADE CC-260
METAL PANEL SYSTEM

INTERIOR