



**GKF 700**  
Capsule filling machine  
Replacement spare parts

**INTERNATIONAL INVENTORY MANAGEMENT**

456 MANNING AVENUE  
ELON, NC 27244 USA  
TEL 001 336 584 4777  
FAX 001 336 584 4950

[www.iimnc.com](http://www.iimnc.com)

revised 6/8/18

OEM names and part numbers are used to identify replacement parts. Our products are not affiliated with, sponsored or approved by the original equipment manufacturer.
















# Table of Contents

## GKF 700

<b>Section</b>	<b>Description</b>
1	Main drive
2	Support, main shaft
3	Drive, orienting device
4	Drive, capsule separation
5.1	Drive, tamping
5.2	Drive, tamping
6	Drive, faulty capsule
7	Drive, closing
8	Drive, ejection
9	Segment displacement
10	Tamping ring
11	Orienting device
12.1	Capsule separation
12.2	Capsule separation
13	Level sensor, capsule hopper
14	Dosing disc & dosing bowl
15.1	Dosing gearbox
15.2	Dosing gearbox inset
16	Level sensor, powder
17	Tamping pin block
18.1	Powder transfer
18.2	Powder transfer
18.3	Powder transfer
19	Tamping guide ring
20	Powder infeed
21.1	Faulty capsule ejection
21.2	PVC hose at faulty capsule ejection
22	Closing
23	Ejection
24	Cleaning of closing & ejection
25	Closing & ejection
26	Cam box
27	Vacuum system with filter
28	Vacuum pump
29	Maintenance unit
30	Valve & silencer, maintenance unit
31	Blowout & cleaning
32	Blowout blocks
33	Size parts - segments
34	Size parts - magazine
35	Size parts - sorting
36	Size parts - tamping pins; complete kits
37	Drive cams

## Section ELEC: operator panel parts

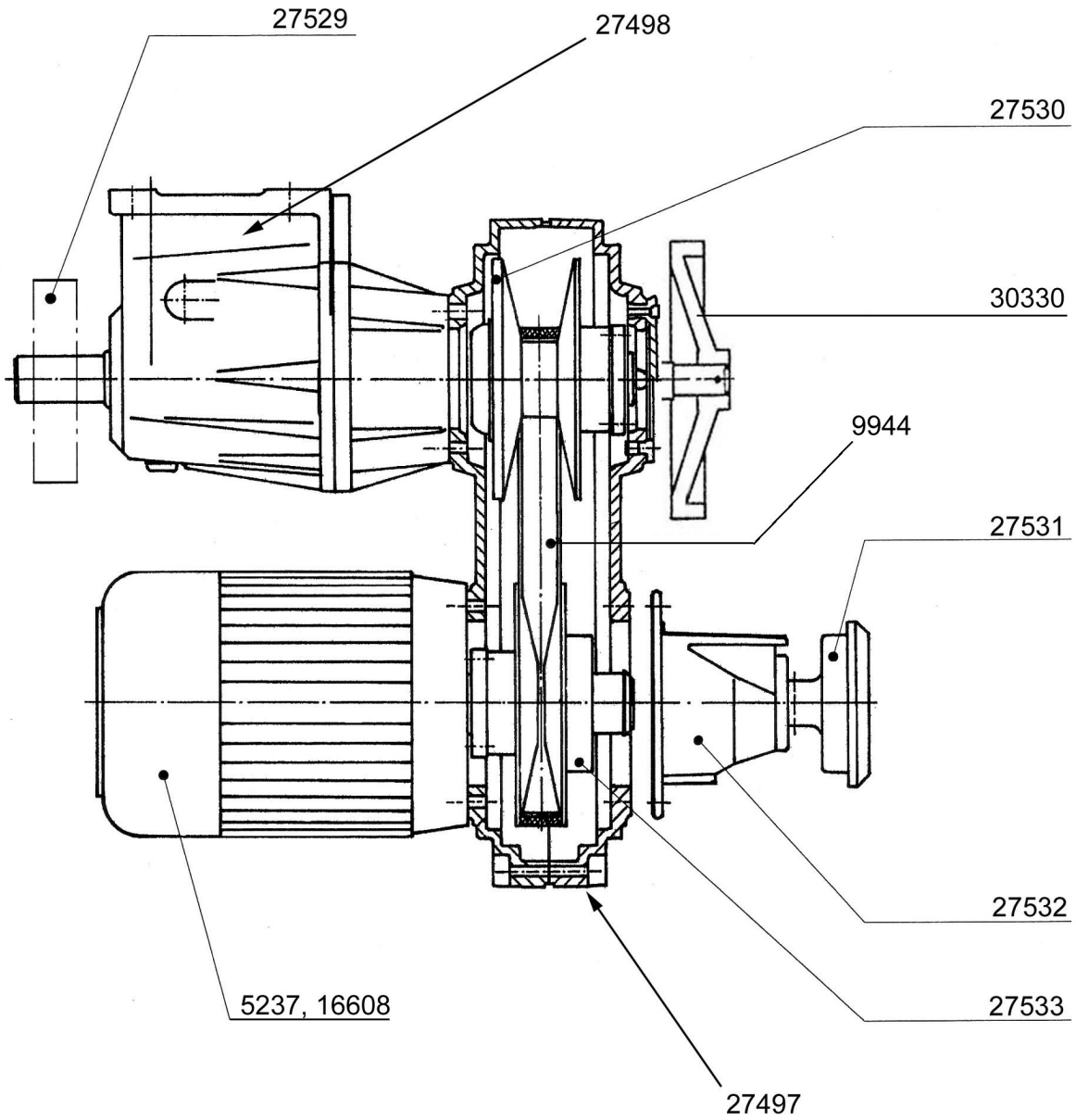
IIM p/n	Description	Image
2554	Contact, momentary "ATL 2"	
3091	Contact, maintained "AFL 2"	
3090	Socket, pilot	
3403	Pushbutton	
3408	Pilot light	
3089	Bulb	
3404	Plate, label, white/opaque	
3409	Lens, pushbutton, clear	
3406	Lens, pushbutton, green	
3407	Lens, pushbutton, red	

IIM p/n	Description	Image
3401	Lens, pilot, clear	
3405	Lens, pilot, red	
31743	Silicone cover	

### Pushbutton labels

Label	IIM p/n
Air pressure	5410
Auger feeding	5419
Brake open	5414
Capsule alarm	30625
Cleaning segment	5422
Control voltage	5409
Doors open	5423
Feed control	5420
Feeder jog	5421
Inching	5417
Level sensor alarm	5425
Lock-off capsules	5424
Normal run	5415
Reset	5413
Start	5412
Stop	5416
Vacuum alarm	5411
Vacuum on/off	5418
Water	5434

# Section 1: main drive

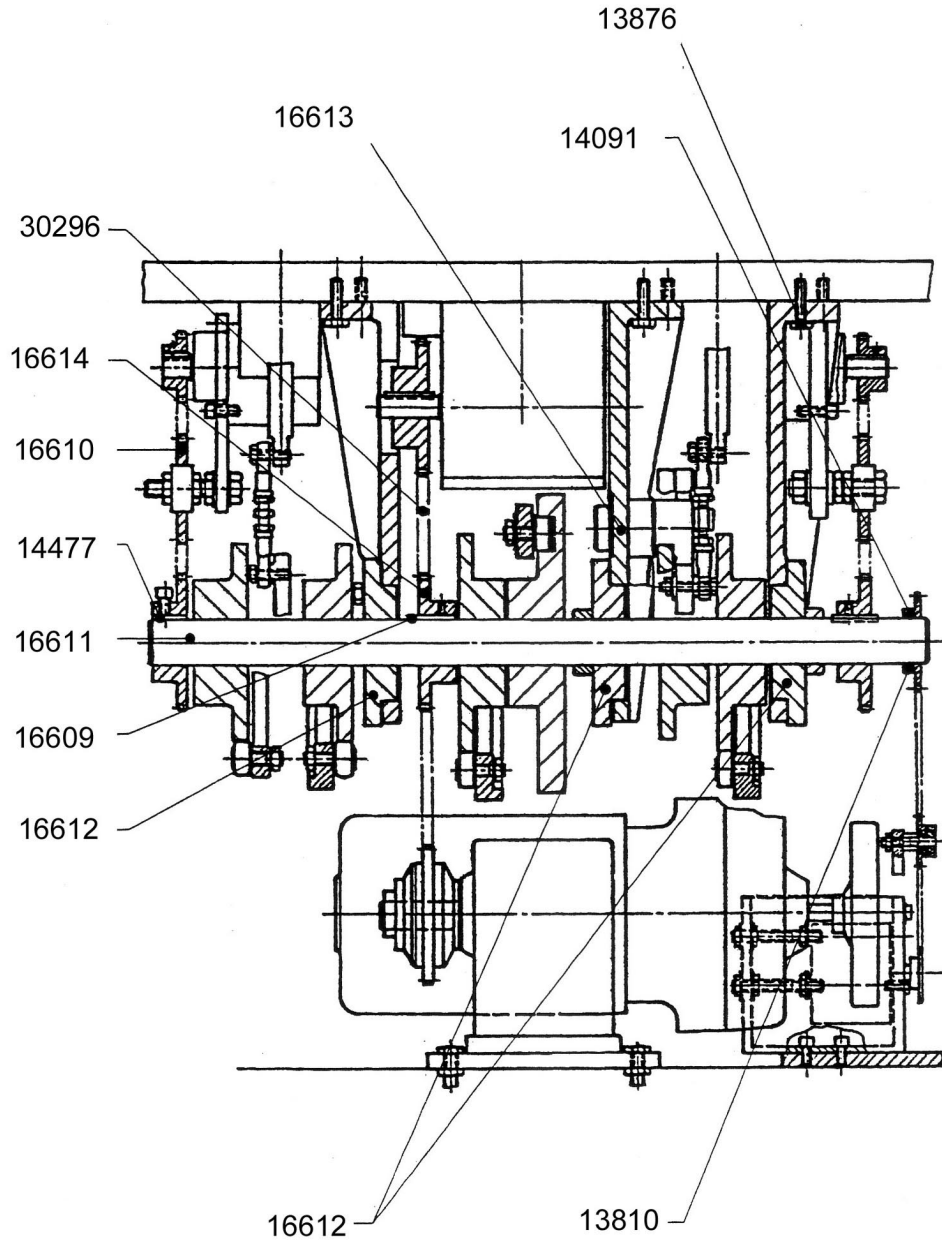


## Section 1: main drive

---

<b>IIM No.</b>	<b>Description</b>
5237	BRAKE
9944	BELT,MAIN DRIVE
16607	MAIN DRIVE COMPLETE, STD VERSION
16608	MOTOR W/BRAKE
27497	TRANSMISSION
27498	GEARBOX,MAIN DRIVE
27529	CLUTCH,OVERLOAD
27530	PULLEY,DRIVEN
27531	HANDWHEEL,SPEED ADJUSTMENT
27532	SPEED ADJ MECHANISM
27533	PULLEY,MECH ADJ
30330	HANDWHEEL
30409	MAIN DRIVE COMPLETE, AC DRIVE VERSION

## Section 2: support, main shaft



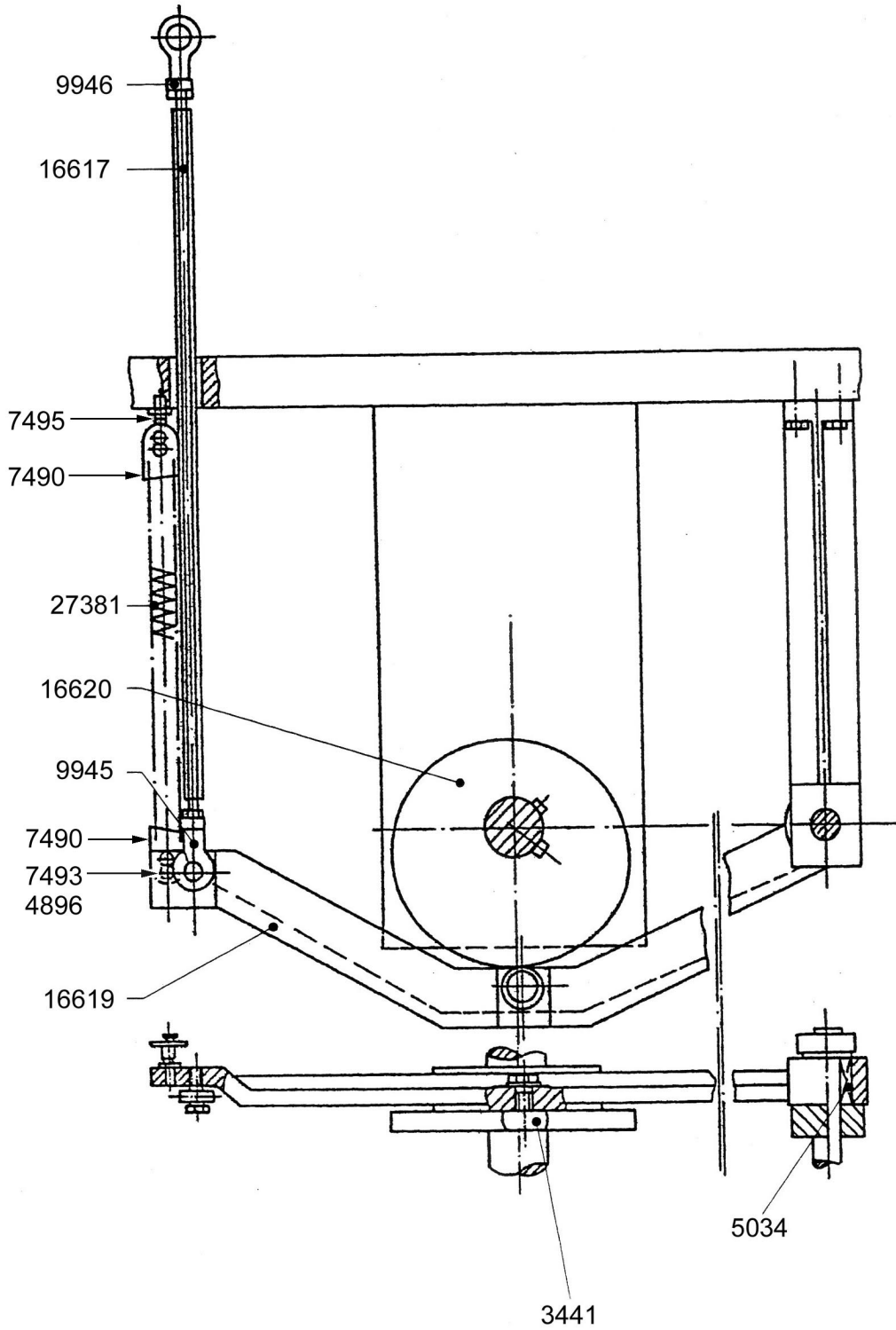


## Section 2: support, main shaft

---

<b>IIM No.</b>	<b>Description</b>
4694	MASTER LINK
13810	SET SCREW
13876	WASHER,M10,SERRATED
14091	CHAIN WHEEL
14477	KEY,SLIP
16609	KEY
16610	SPROCKET 17T W/BEARING
16611	MAIN SHAFT
16612	BEARING,FLANGE
16613	PRESSURE PIECE
16614	SPROCKET
30296	CHAIN, MAIN DRIVE

# Section 3: drive, sorting

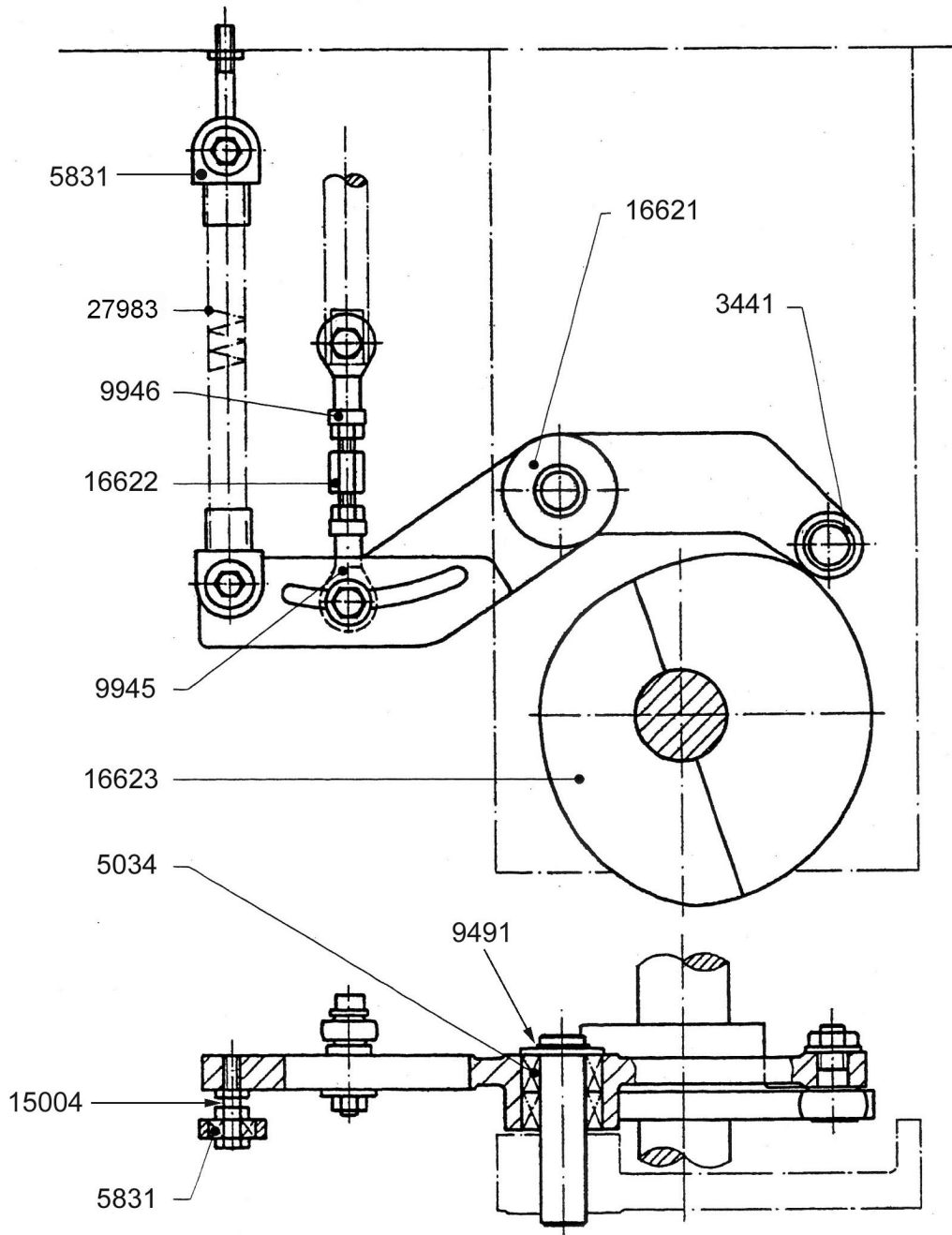


### Section 3: drive, sorting

---

IIM No.	Description
3441	CAM FOLLOWER
4896	NUT
5034	BEARING W/INNER RING
7490	SPRING PLATE
7493	SPRING BOLT
7495	SPRING BOLT "L"
9945	ROD END
9946	ROD END
16617	CONNECTING ROD
16619	LEVER ARM
16620	CAM, SORTING
27381	SPRING, EXTENSION

# Section 4: drive, separation

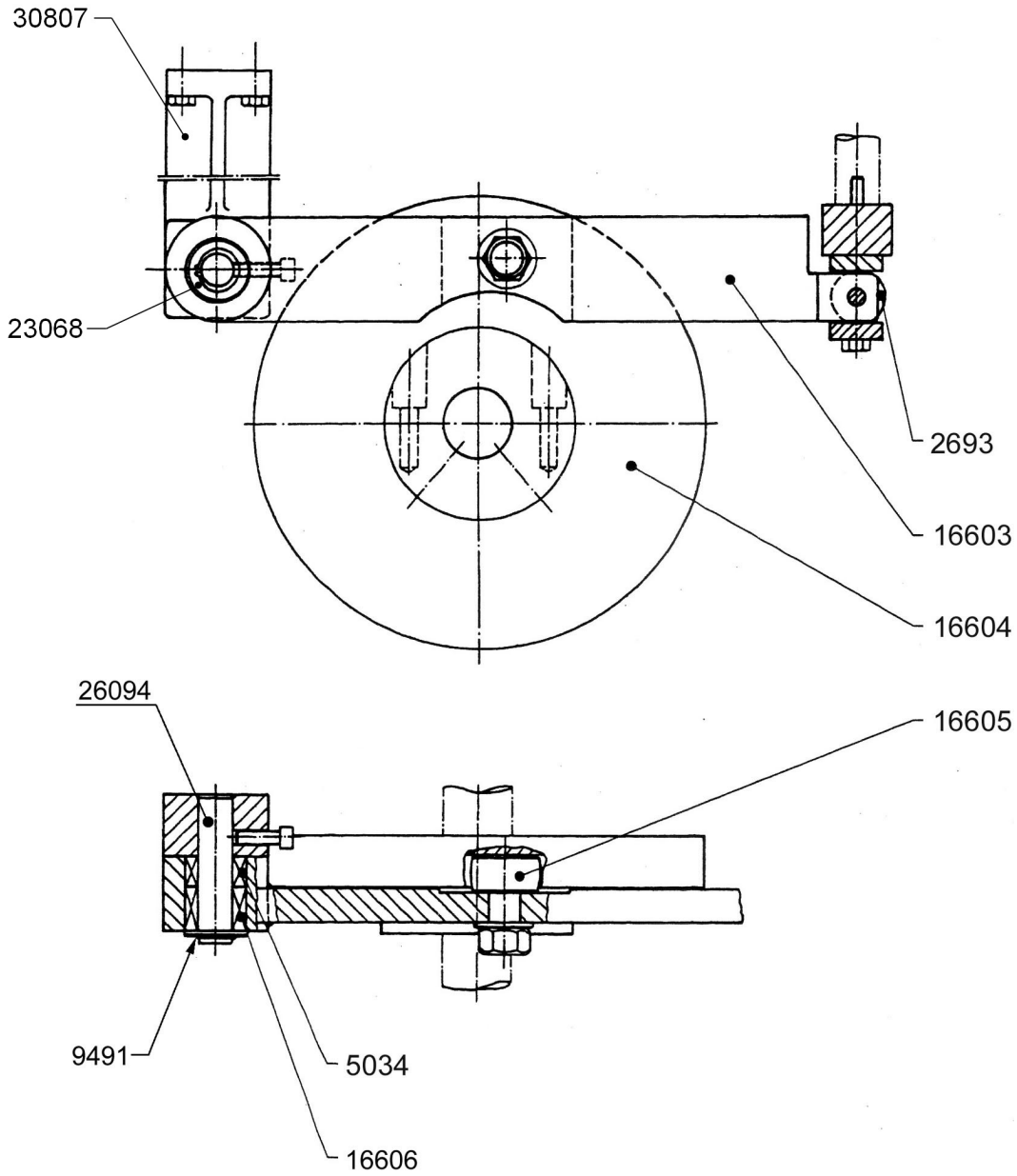


#### Section 4: drive, separation

---

IIM No.	Description
3441	CAM FOLLOWER
5034	BEARING W/INNER RING
5831	SPRING FASTENER BLOCK WITH BEARING
9491	RETAINING RING
9945	ROD END
9946	ROD END
15004	SPRING BOLT
16621	LEVER ARM
16622	TURNBUCKLE
16623	CAM,SEPARATION
27983	SPRING,EXTENSION

# Section 5.1: drive, tamping

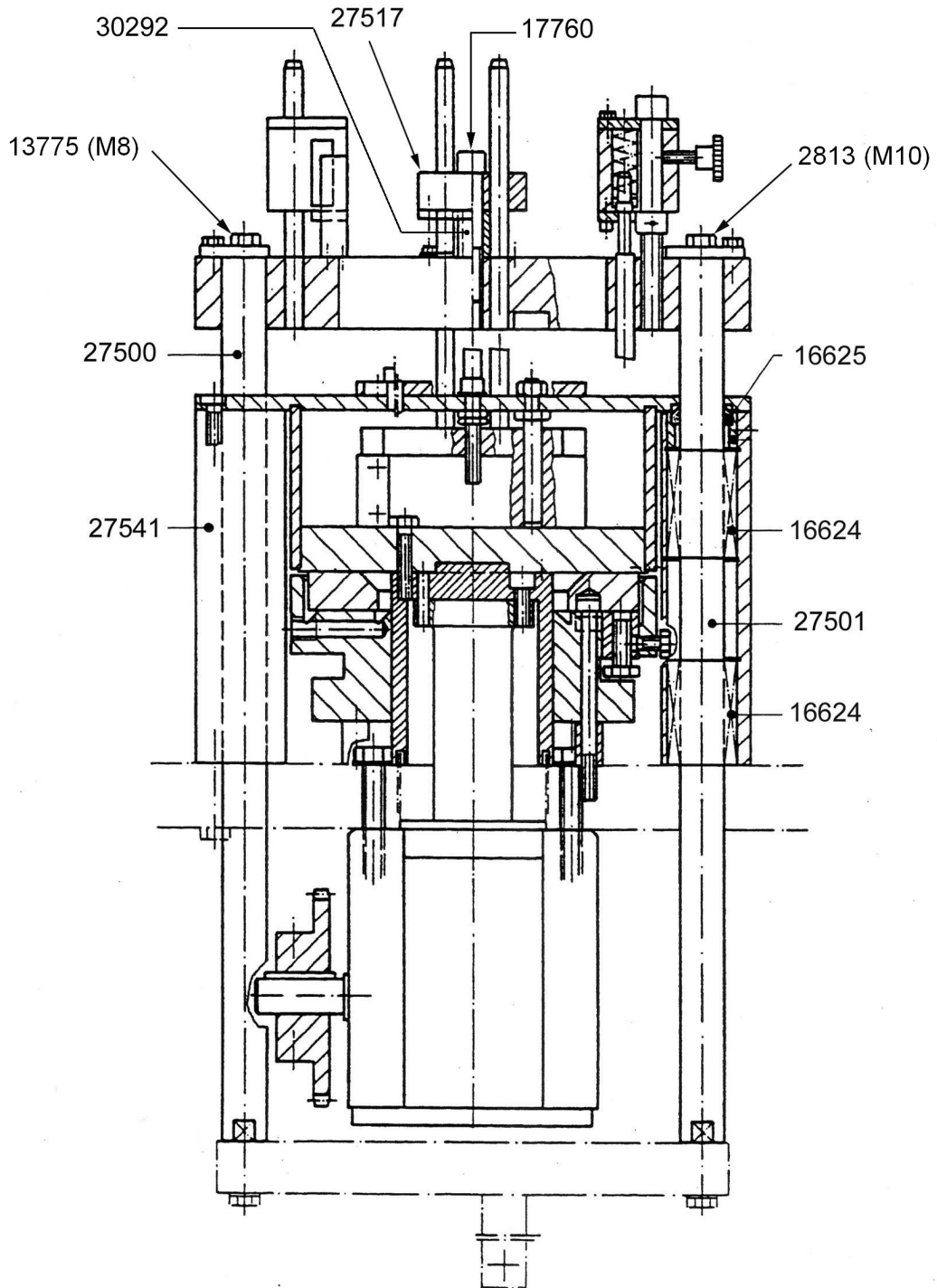


## Section 5.1: drive, tamping

---

IIM No.	Description
2693	CAM FOLLOWER
5034	BEARING W/INNER RING, 2/ASSY
9491	RETAINING RING
16603	ARM,CROSS MEMBER,TAMPING
16604	CAM,TAMPING
16605	CAM FOLLOWER
16606	BEARING W/INNER RING, 1/ASSY
23068	WASHER
26094	PIVOT SHAFT
30807	SUPPORT,TAMPING ARM

# Section 5.2: drive, tamping



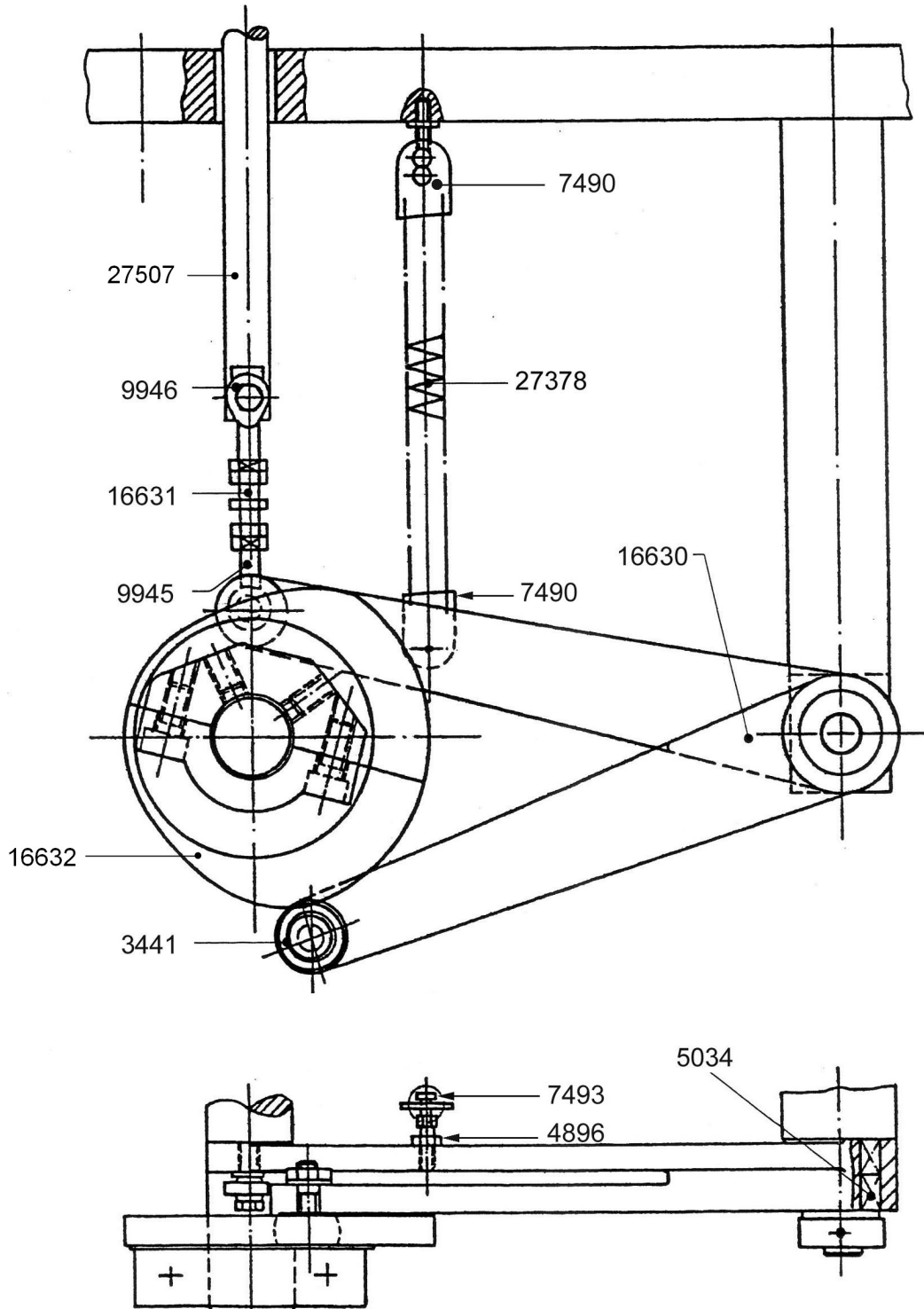


## Section 5.2: drive, tamping unit

---

IIM No.	Description
2813	BOLT,TAMPING HEAD,M10
13775	BOLT,TAMPING HEAD,M8
16624	BEARING,LINEAR
16625	SEAL,WIPER,SINGLE LIP
16629	COLUMN,TAMPING
17760	SOCKET HEAD CAP SCREW
27500	SHAFT,TAMPING,M8 IN TOP
27501	SHAFT,TAMPING,M10 IN TOP
27517	BLOCK,TRANSFER
27541	HOUSING,DOSING BOWL
30292	SPACER
30298	TRANSFER BLOCK ASSY

# Section 6: drive, faulty capsule

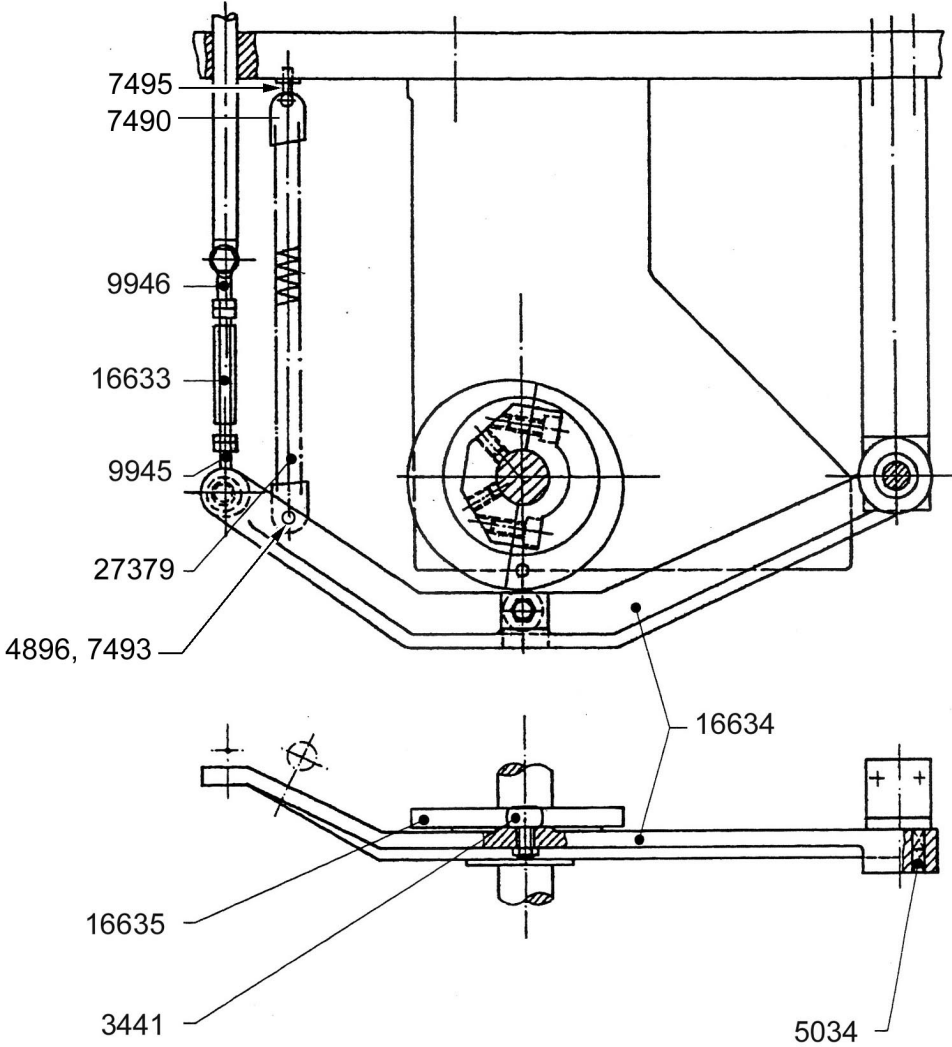


## Section 6: drive, faulty capsule

---

IIM No.	Description
3441	CAM FOLLOWER
4896	NUT
5034	BEARING W/INNER RING
7490	SPRING PLATE
7493	BOLT,SPRING HOLDING
7495	SPRING BOLT "L"
9945	ROD END
9946	ROD END
16630	ARM,LEVER
16631	TURNBUCKLE
16632	CAM,FAULTY CAPSULE
27378	SPRING,EXTENSION
27507	SHAFT,FAULTY CAPSULE

# Section 7: drive, closing

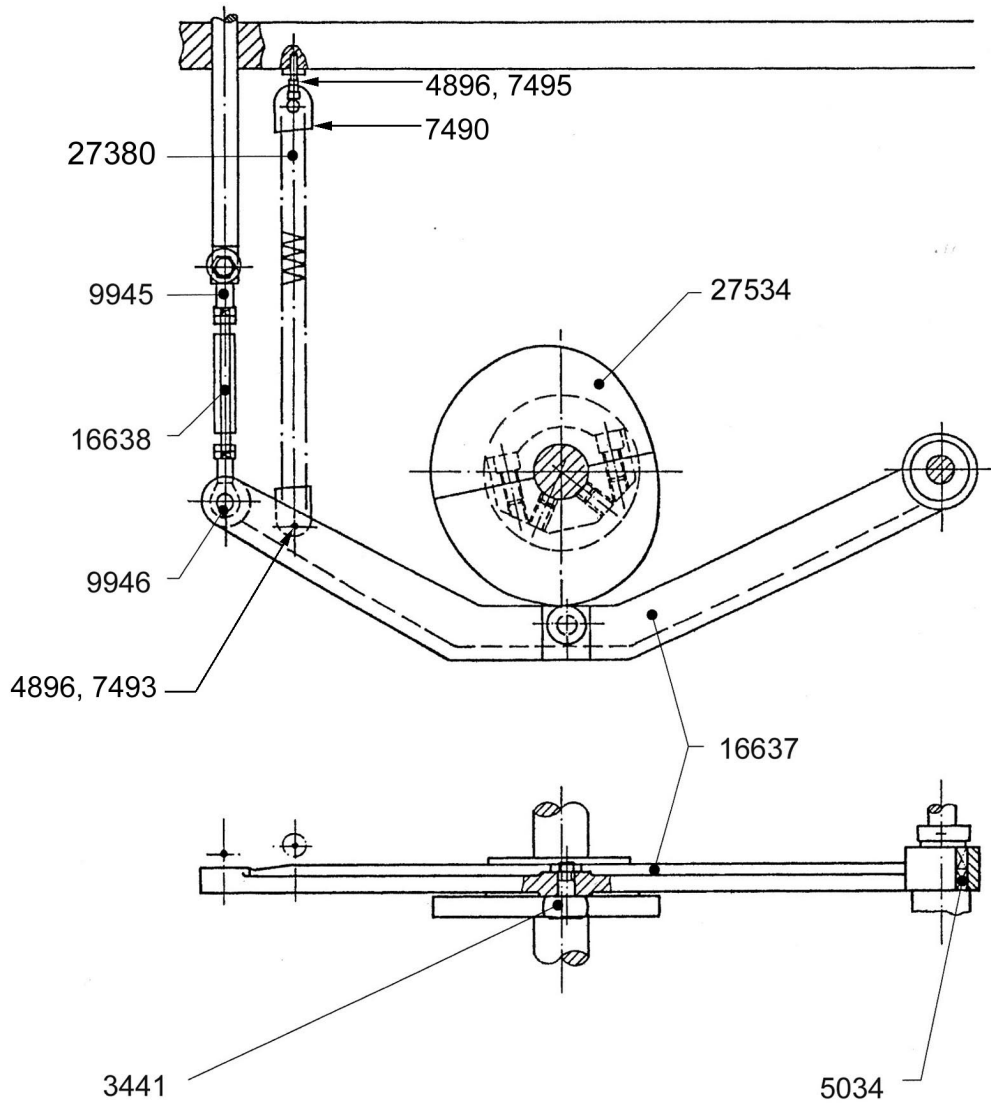


## Section 7: drive, closing

---

IIM No.	Description
3441	CAM FOLLOWER
4896	NUT
5034	BEARING W/INNER RING
7490	SPRING PLATE
7493	BOLT,SPRING HOLDING
7495	SPRING BOLT "L"
9945	ROD END
9946	ROD END
16633	TURNBUCKLE
16634	ARM,LEVER
16635	CAM,CLOSING
27379	SPRING,EXTENSION

# Section 8: drive, ejection

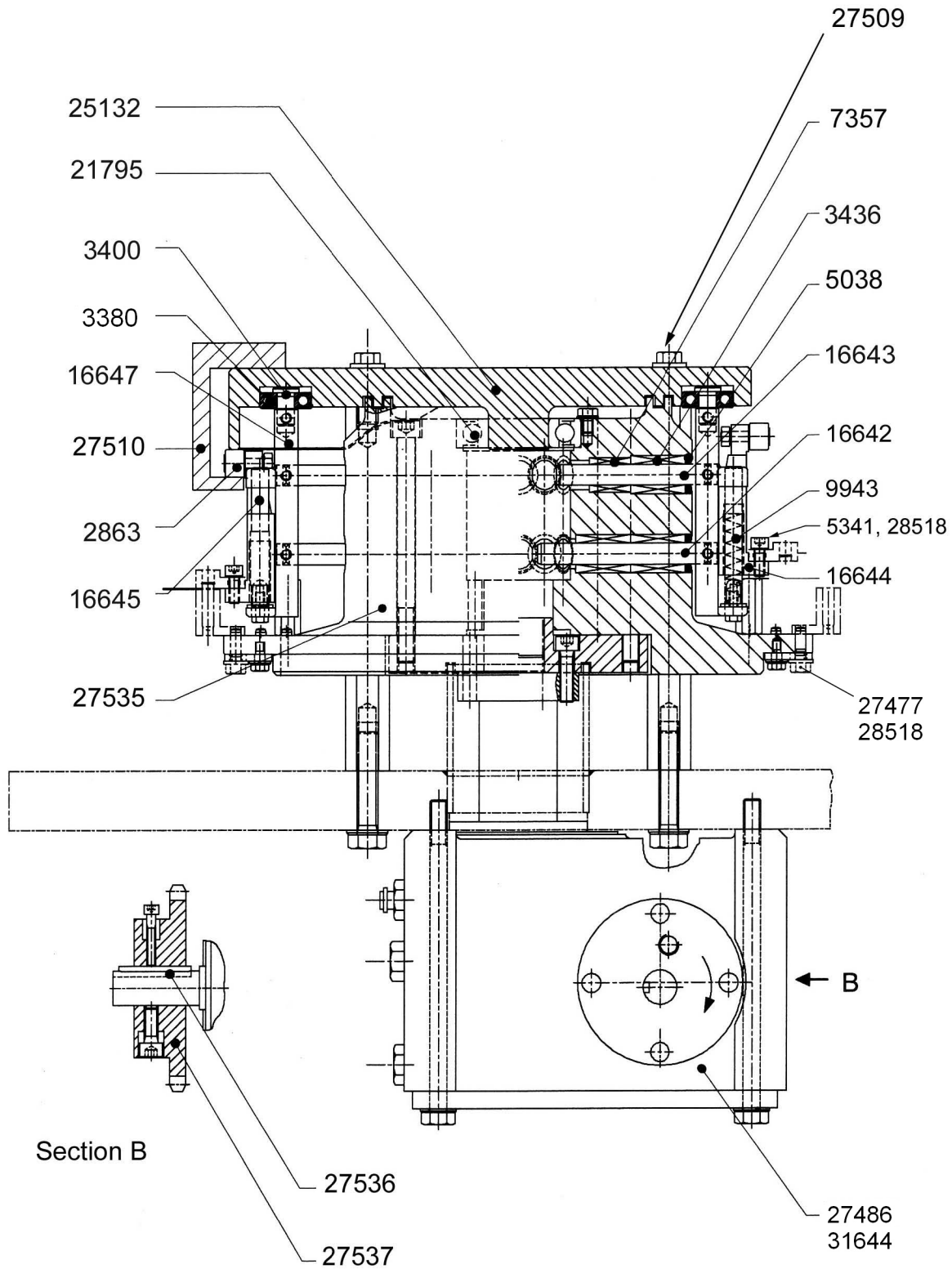


## Section 8: drive, ejection

---

IIM No.	Description
3441	CAM FOLLOWER
4896	NUT
5034	BEARING W/INNER RING
7490	SPRING PLATE
7493	BOLT,SPRING HOLDING
7495	SPRING BOLT "L"
9945	ROD END
9946	ROD END
16637	ARM,LEVER,EJECTION
16638	TURNBUCKLE,EJECTION
27380	SPRING,EXTENSION
27534	CAM,EJECTION

# Section 9: segment displacement



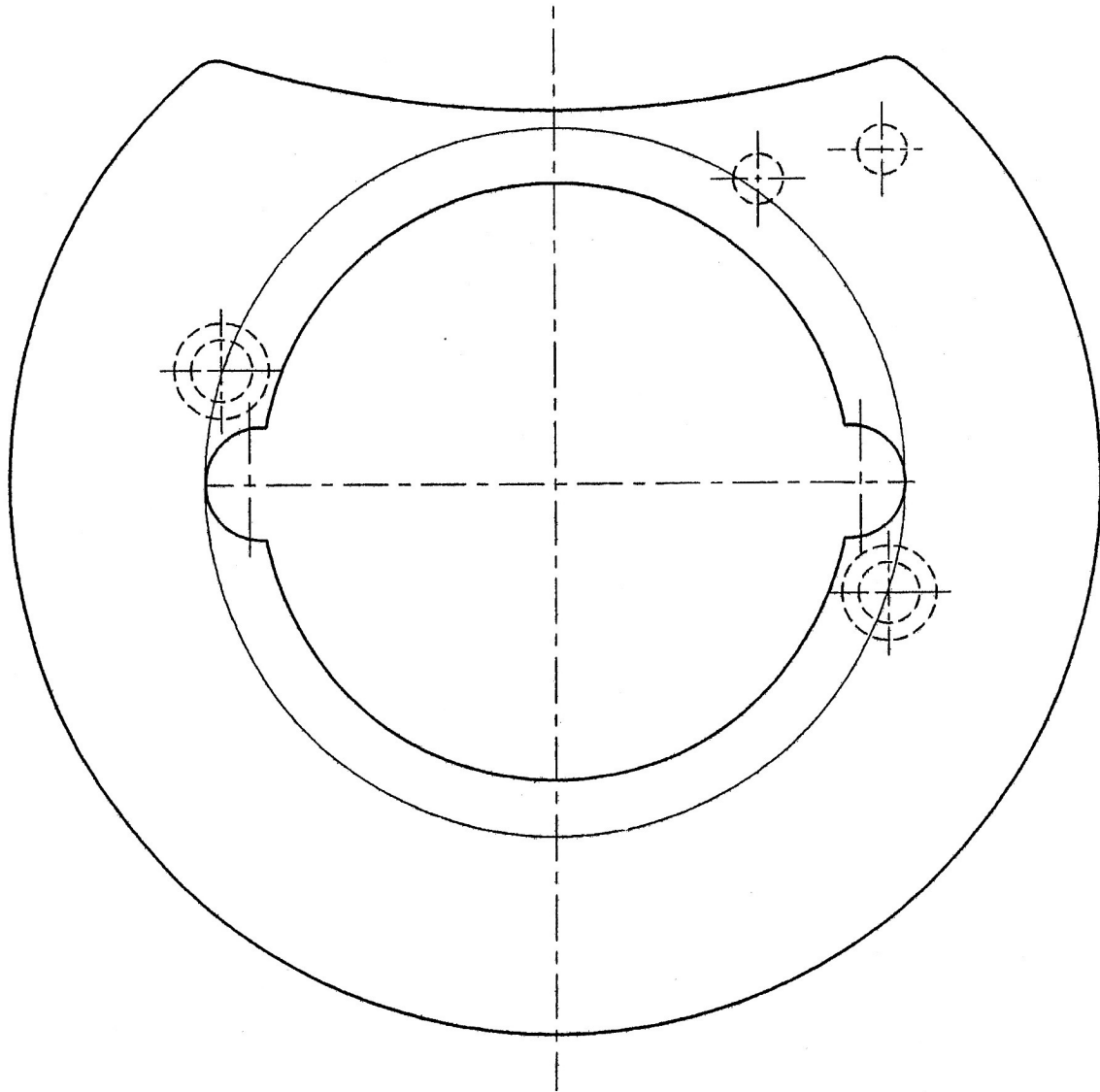


## Section 9: segment displacement

---

IIM No.	Description
2863	CAM FOLLOWER
3380	BEARING
3400	PIN
3436	LINEAR BEARING
5038	SEAL
5341	SCREW,UPPER SEGMENT
7357	LINEAR BEARING
9943	COMPRESSION SPRING,STAINLESS
16642	SHAFT,GUIDE,HORIZONTAL,UPPER
16643	SHAFT,GUIDE,HORIZONTAL,LOWER
16644	SEGMENT CARRIER,FRONT
16645	SHAFT,GUIDE,VERTICAL
16647	SEGMENT CARRIER,REAR
21795	BEARING
25132	TOP CAM
27477	SCREW,UPPER SEGMENT,M6 X 20
27486	GEARBOX,INDEXING,SEGMENT
27509	SCREW, TOP CAM HOLD DOWN
27510	SAFETY CAM
27535	TURRET,SEGMENT CARRIER,STAINLESS STEEL
27536	PARALLEL KEY
27537	SPROCKET
28103	SEGMENT CARRIER COMPLETE
28450	OEM SEGMENT DONUT WITH IIM STAINLESS STEEL TURRET
28481	TURRET,OEM VERSION
28518	SCREW,UPPER SEGMENT,M6 X 16
29742	WASHER, TABBED
31644	GEARBOX,INDEXING,SEGMENT, ZZ VERSION

# Section 10: tamping ring

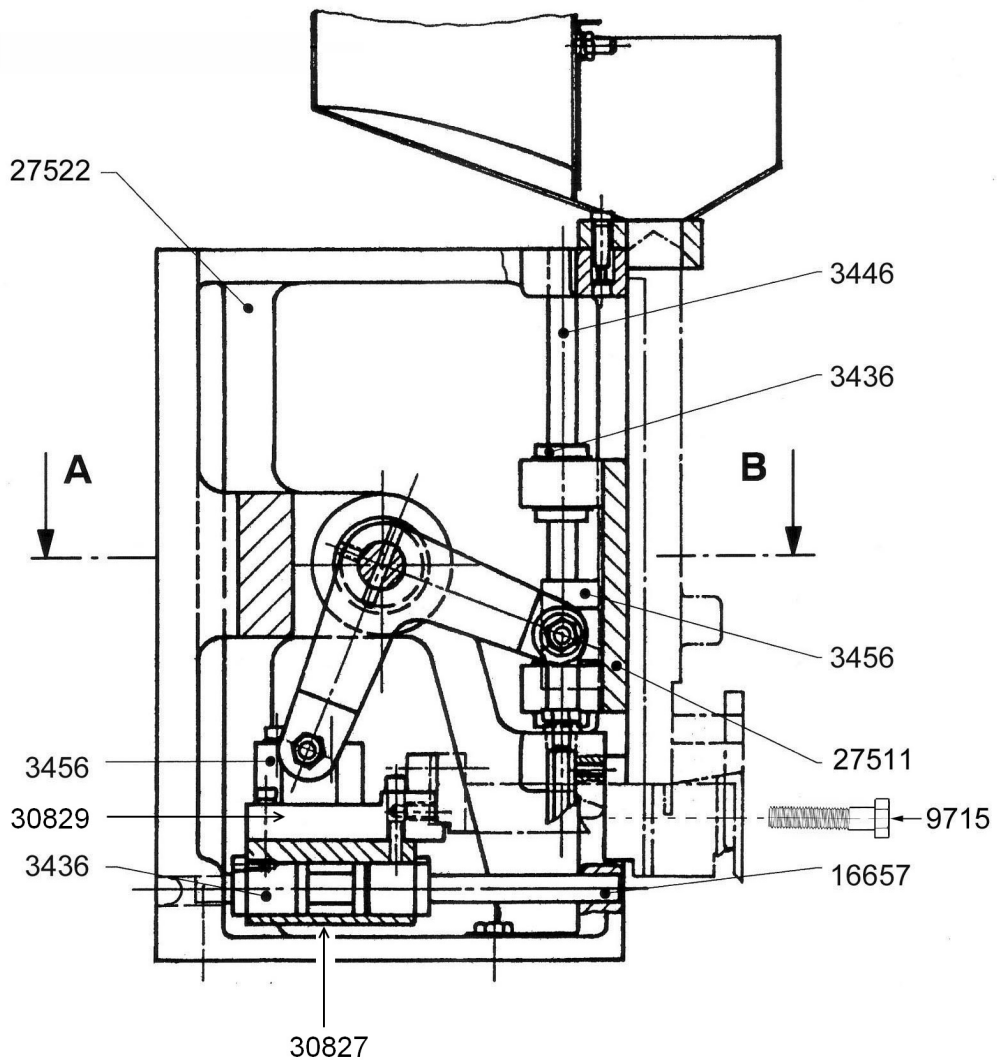
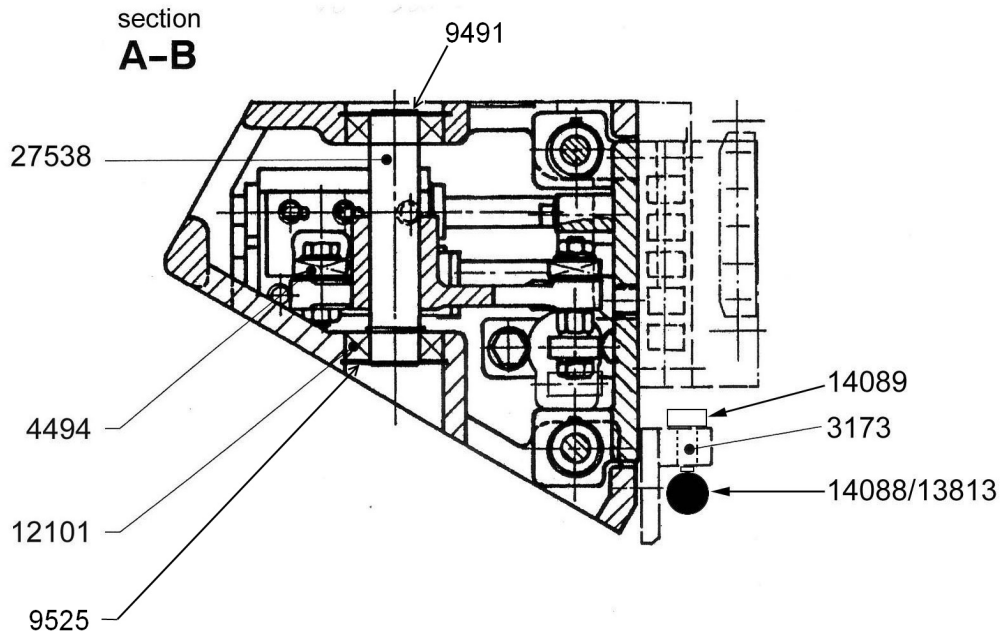


## Section 10: tamping ring

---

IIM No.	Description
15361	TAMPING RING,BRONZE
26639	TAMPING RING,PLASTIC
29724	TAMPING RING,NYLATRON

# Section 11: orienting device

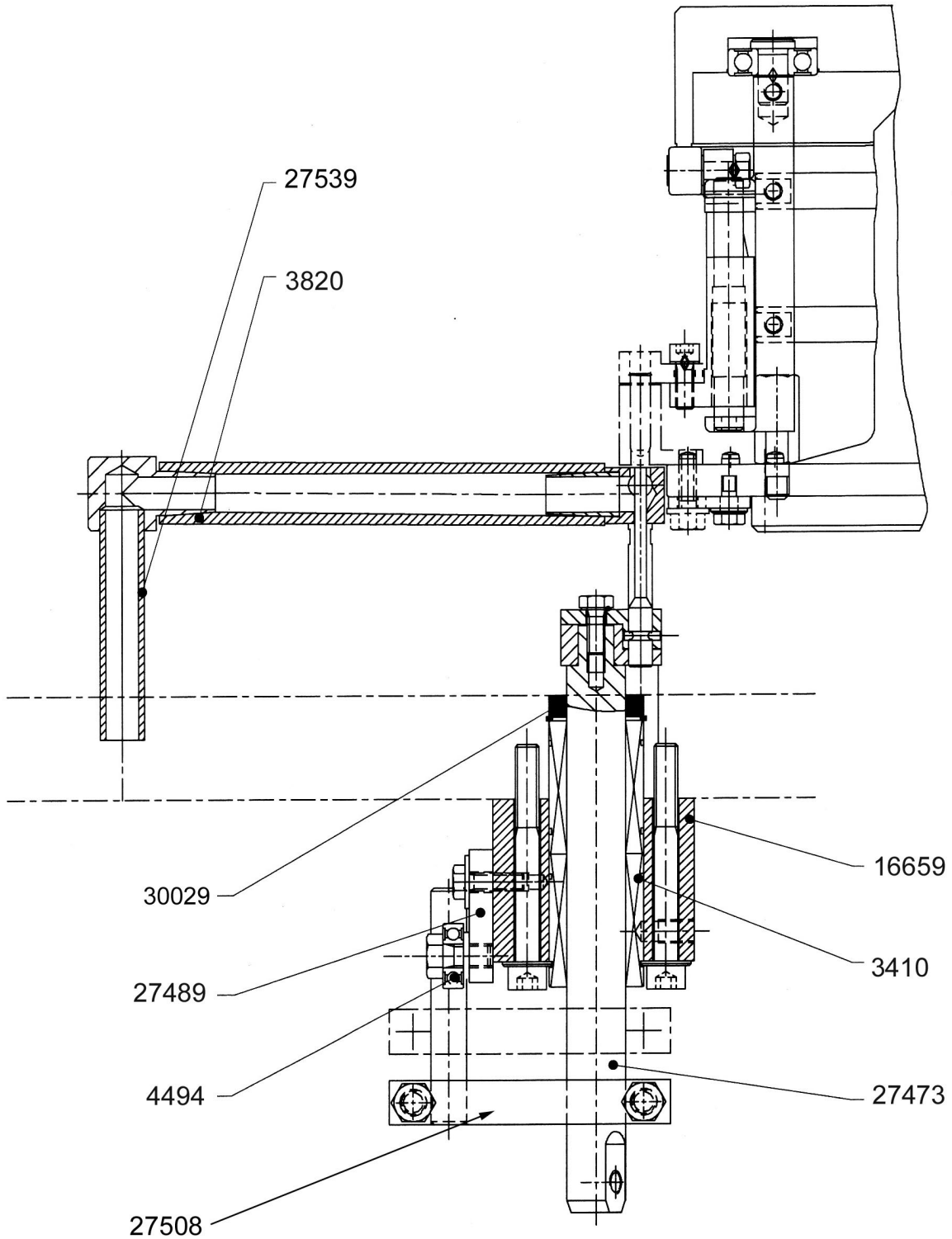


## Section 11: orienting device

---

IIM No.	Description
3173	PLUNGER,BALL SPRING,STAINLESS
3436	LINEAR BEARING
3446	SHAFT,SLIDING,SORTING
3456	GUIDE,BLOCK,MAGAZINE RECIPROCATOR,2 PER MAG. FRAME
4494	BEARING
9491	RETAINING RING,INTERNAL
9525	RETAINING RING,INTERNAL
9715	BOLT,HEX,SORTING BLOCK MOUNT
12101	BEARING
13813	HAND KNOB
14088	KNURLED KNOB
14089	PRESSURE PIECE
16657	GUIDE SHAFT,HORIZONTAL
27511	SLIDER,MAGAZINE
27522	HOUSING,SORTING STATION
27538	SHAFT,MAGAZINE HOUSING
30827	BEARING BLOCK, HORIZ SHAFTS
30829	SORTING FINGER MOUNT BLOCK

# Section 12.1: capsule separation

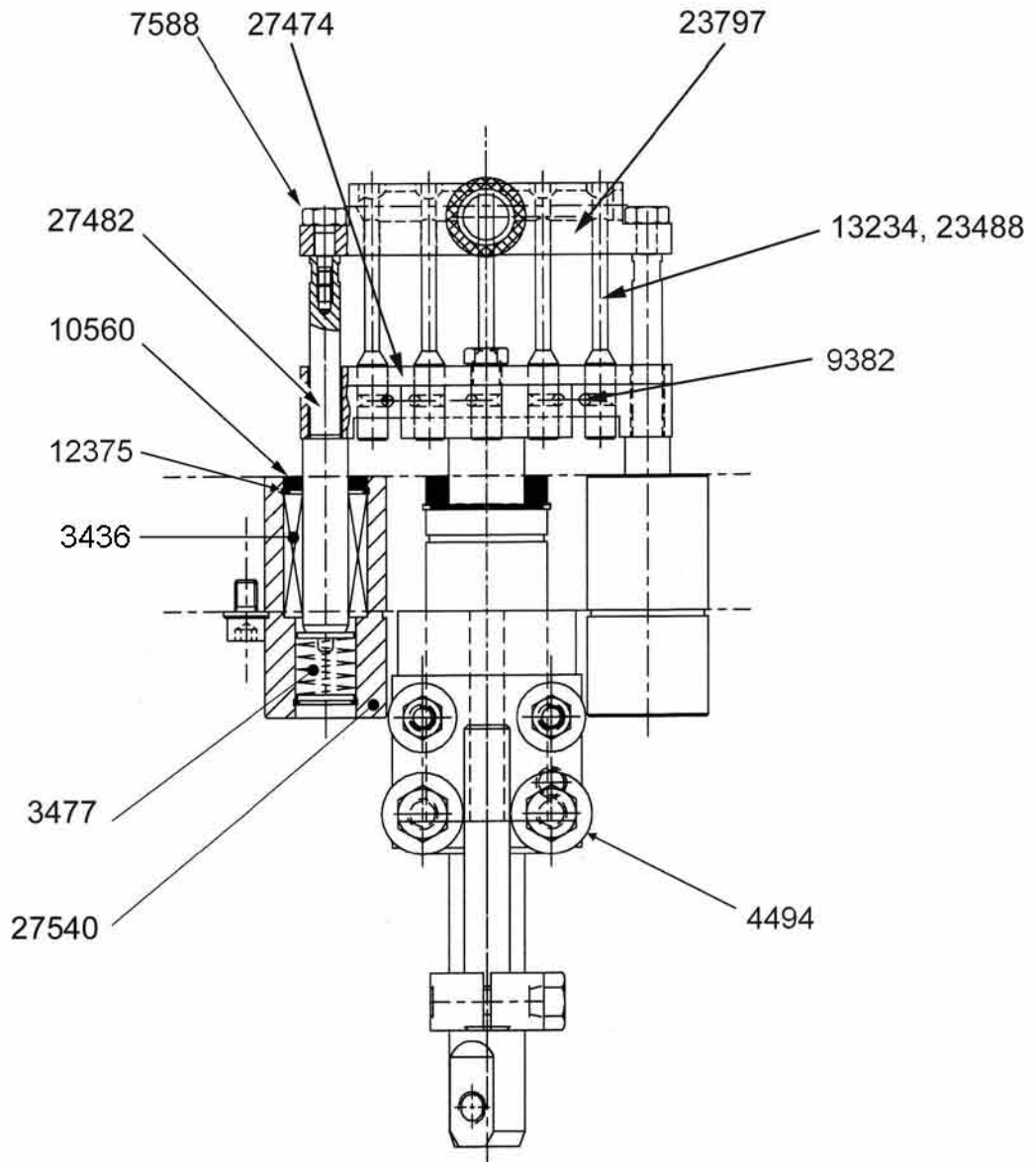


## Section 12.1: capsule separation

---

IIM No.	Description
3410	BEARING,LINER,20MM SHAFT
3820	HOSE,91MM LONG
4494	BEARING
16659	GUIDE PIECE
27473	SHAFT,SEPARATION
27489	PLATE
27508	BLOCK,CLAMPING
27539	NOZZLE,VACUUM
30029	SEAL,20MM SHAFT

# Section 12.2: capsule separation



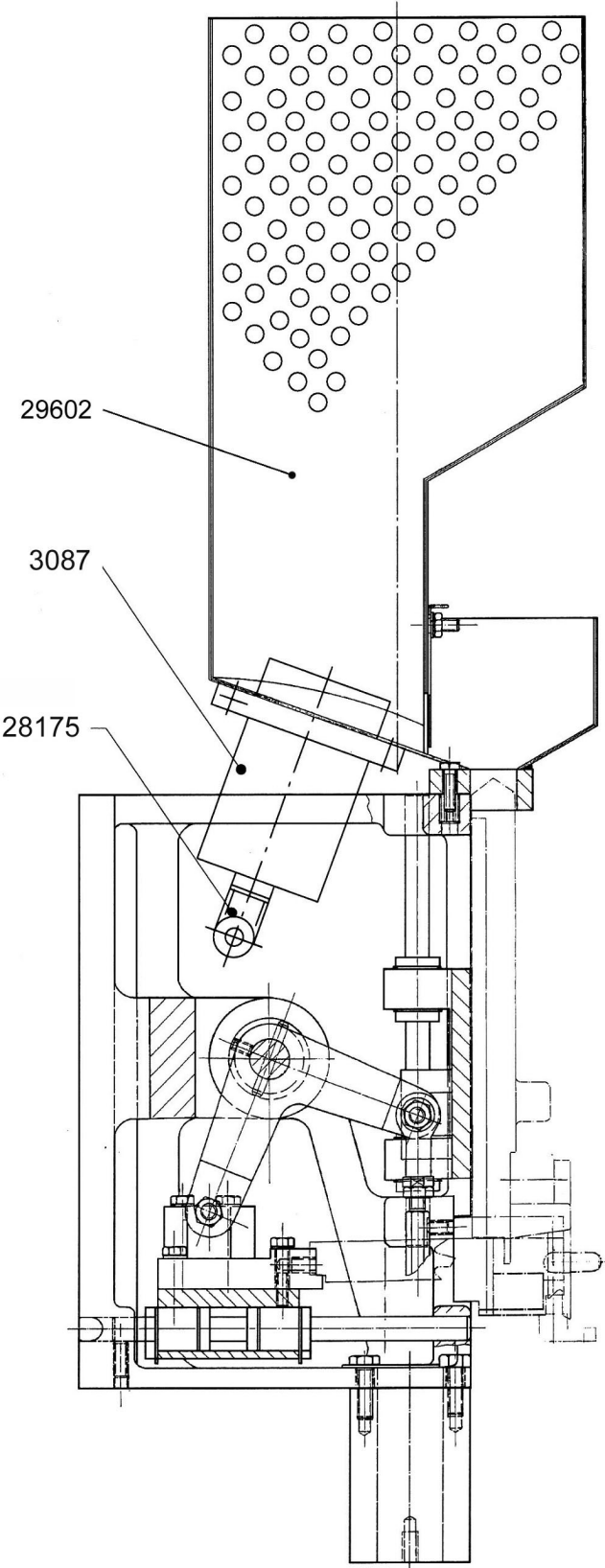


## Section 12.2: capsule separation

---

IIM No.	Description
3436	BEARING,LINEAR
3477	COMPRESSION SPRING
3811	COMPRESSION SPRING,STIFFER optin
3834	SPLIT BUSHING
4494	BEARING
7588	SHOULDER BOLT , smaller head option #27396
9382	DOWEL PIN
10560	SCRAPER RING
12375	RETAINING RING
13234	SEPARATION PIN,FLAT
23488	SEPARATION PIN,CONCAVE
23797	SUCTION SHOE,5 COUNT
27474	PLATE
27482	GUIDE COLUMN
27540	BASE,GUIDE COLUMN,BRONZE
29529	SUCTION SHOE,5 COUNT,PLASTIC option
29532	SUCTION SHOE,3 COUNT,FOR GKF700
31433	SUCTION SHOE SIZE 00
31434	SEPARATION PIN,SIZE 00,CONCAVE

# Section 13: level sensor, capsule hopper

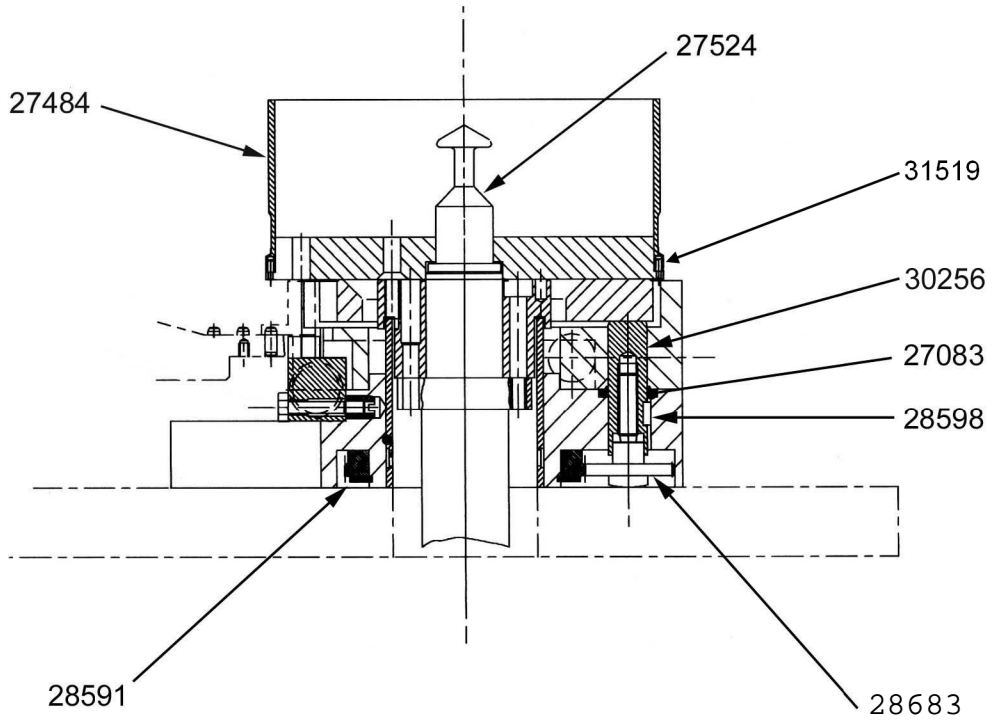


### Section 13: level sensor, capsule hopper

---

IIM No.	Description
3087	SENSOR
28175	CABLE
29602	CAPSULE HOPPER
31824	SCREW,CAPTIVE,CAPSULE HOPPER

# Section 14: dosing disc and bowl

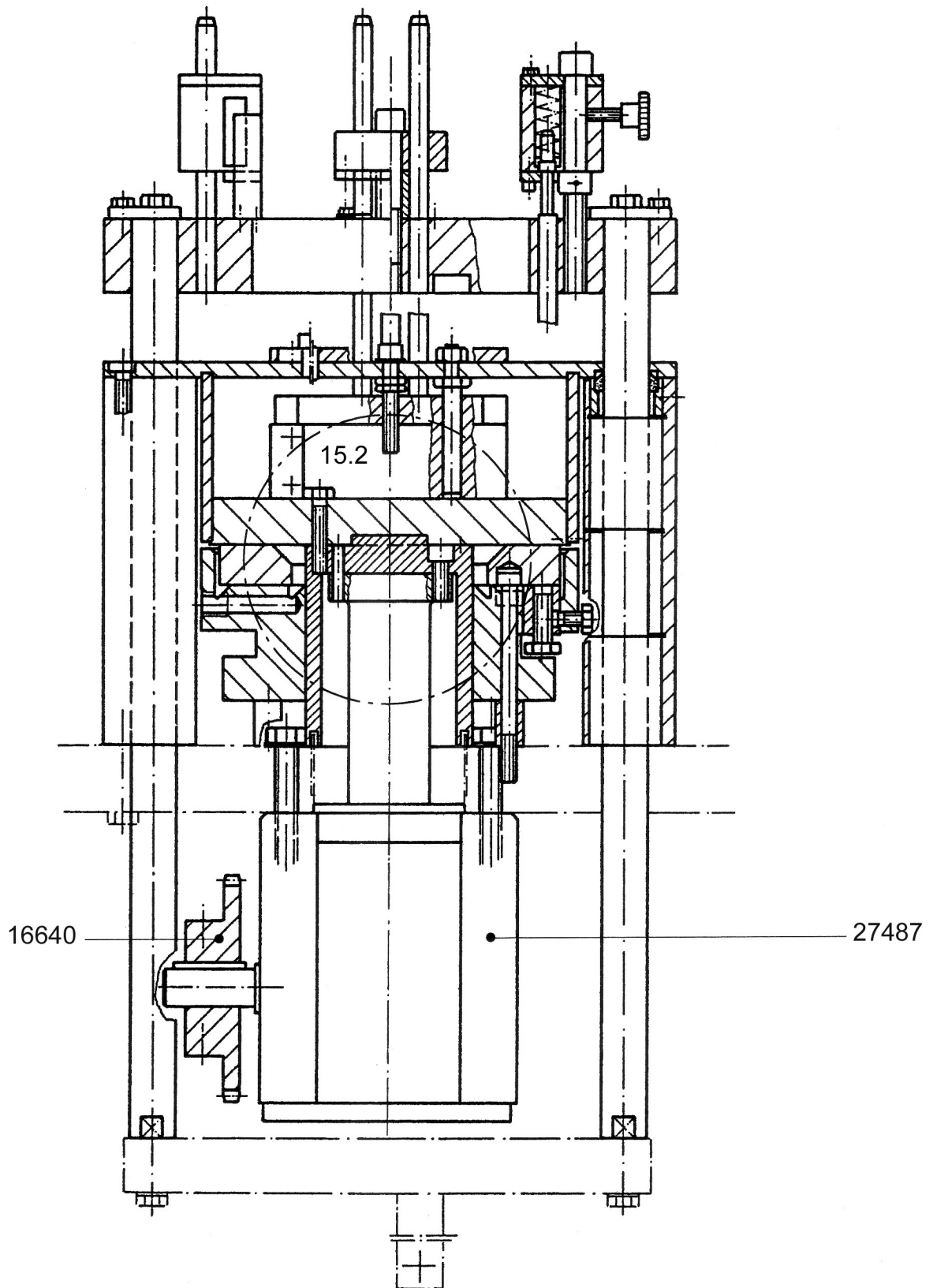


## Section 14: dosing disc and bowl

---

<b>IIM No.</b>	<b>Description</b>
27083	SEAL
27484	DOSING BOWL
27524	LIFTING KNOB
28591	GEAR,BRONZE,DOSING UNIT
28598	KEY
30256	STUD,LEVELING (5/MACHINE)
31519	DOWEL PINS (3/ASSY)

# Section 15.1: dosing gearbox

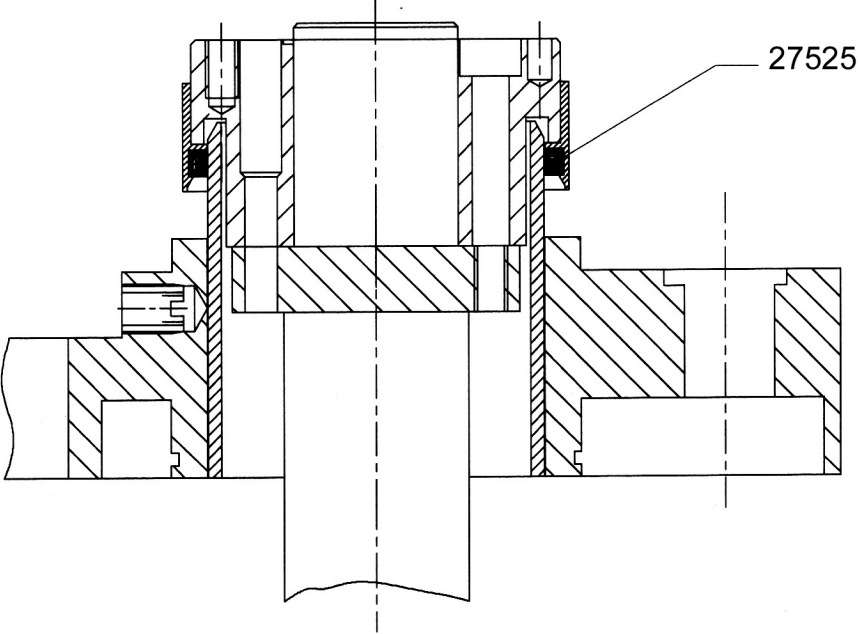


## Section 15.1: dosing gearbox

---

IIM No.	Description
27487	GEARBOX,INDEXING,DOSING
16640	SPROCKET

# Section 15.2: dosing gearbox, inset





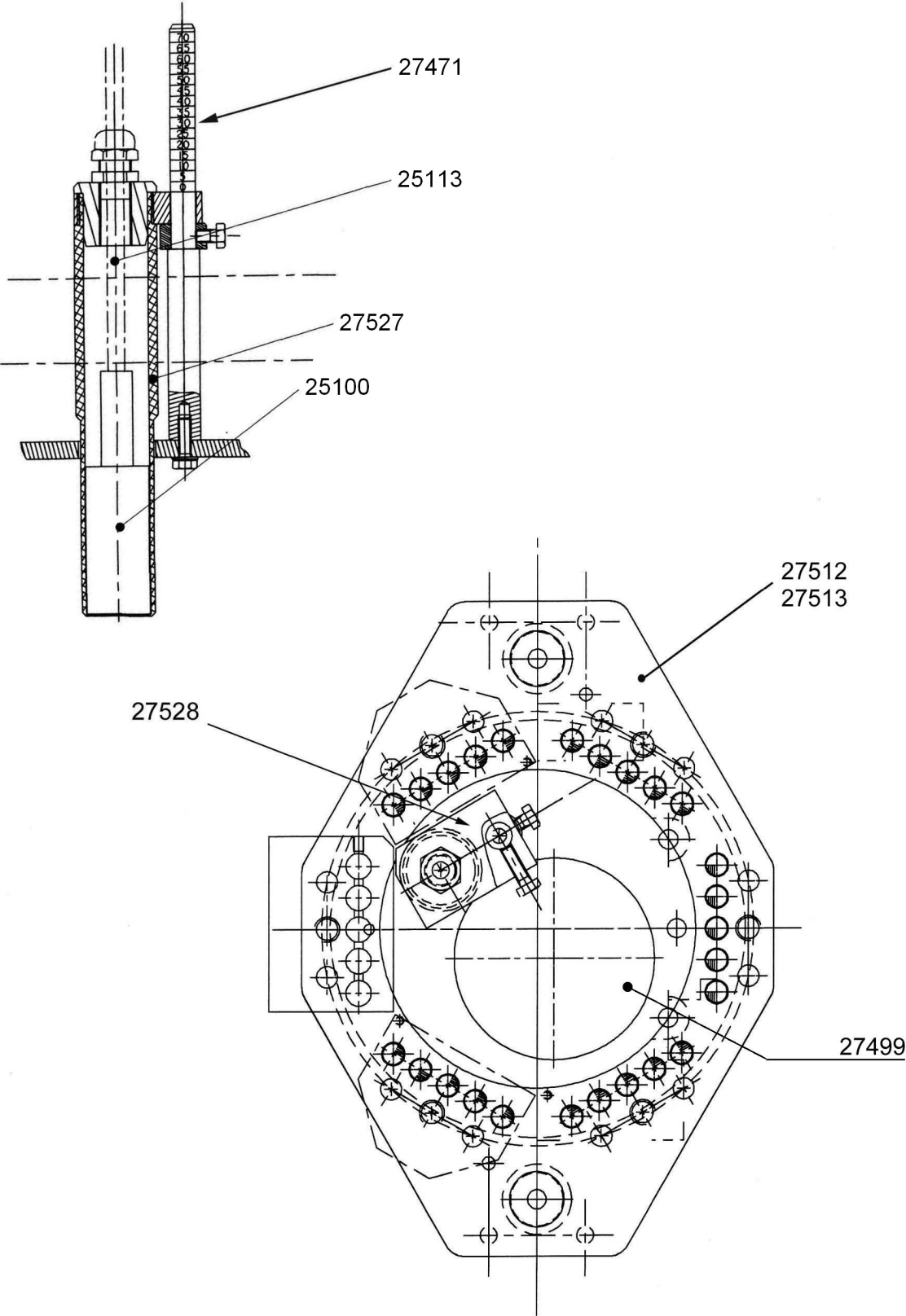
## Section 15.2: dosing gearbox

---

IIM No.	Description
27525	SEAL

---

# Section 16: powder level sensor

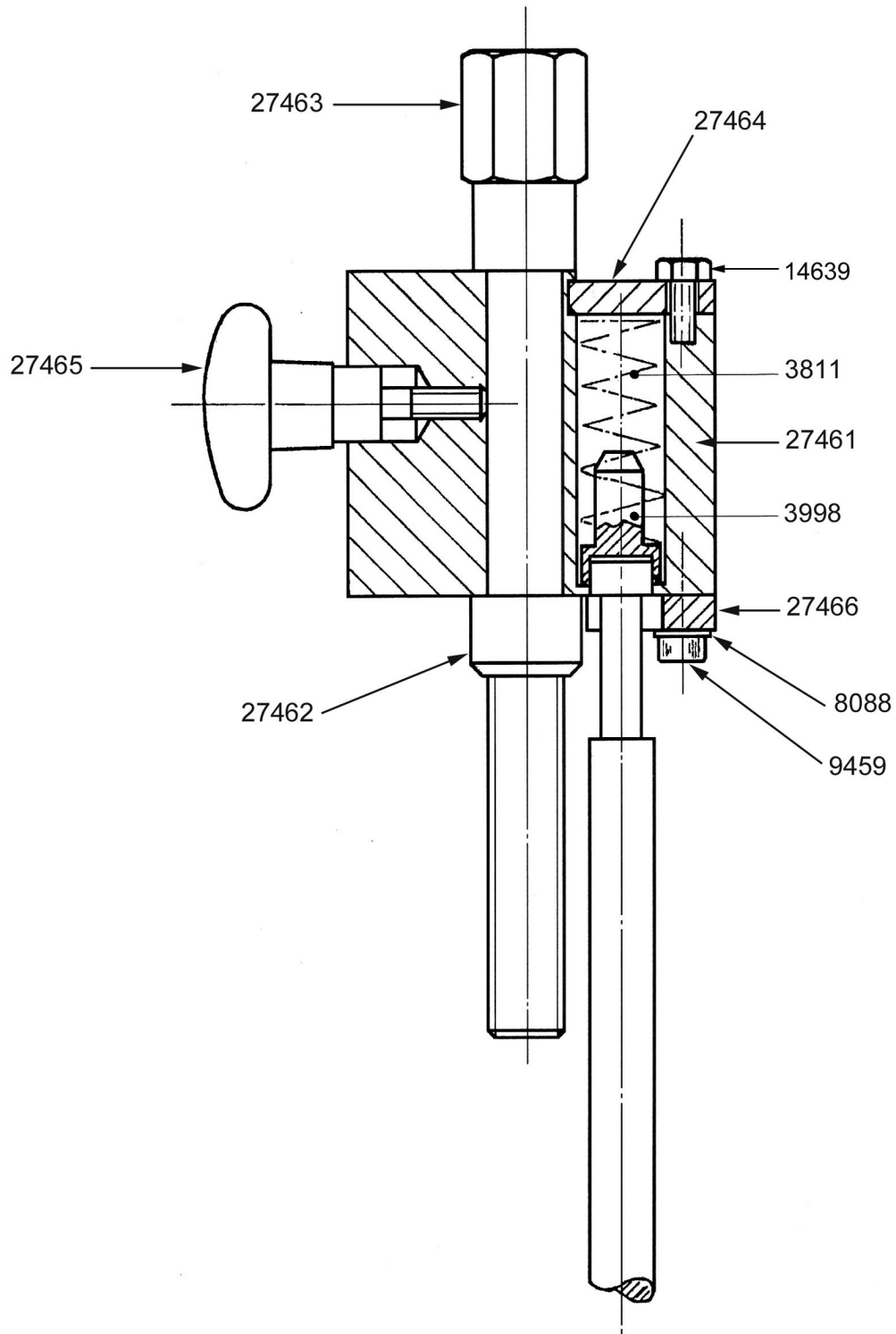


**Section 16: level sensor, powder**

---

<b>IIM No.</b>	<b>Description</b>
25100	SENSOR,CAPACITIVE PROXIMITY
25113	CABLE
27471	HEIGHT GAUGE
27499	COVER,LEXAN
27513	LEVEL SENSOR PLATE
27527	SLEEVE,SENSOR
27528	BRACKET,HOLDING,TUBE

# Section 17: tamping pin block

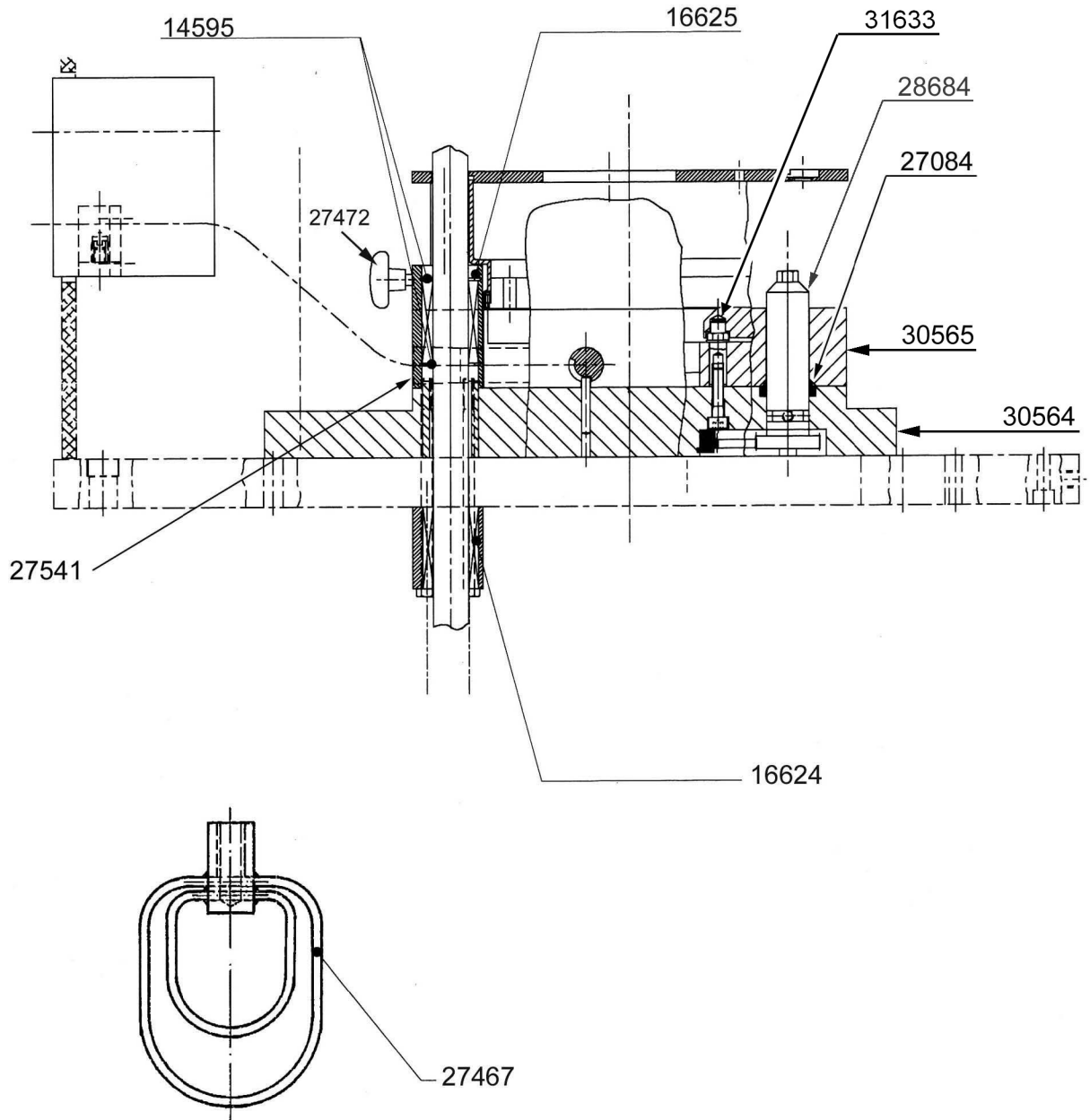


## Section 17: tamping pin block

---

IIM No.	Description
3811	COMPRESSION SPRING,STIFF
3998	CAP,PLASTIC,TAMPING PIN
8088	WASHER
9459	SCREW
27461	BLOCK,HOLDING
27462	COLLAR,SCREW ADJUSTMENT
27463	SCREW,ADJUSTMENT,TAMPING HEAD
27464	PLATE,TAMPING HOLDER CAP
27465	THUMB KNOB
27466	PLATE,HOLDING,TAMPING PINS
30297	ASSEMBLY, ADJUSTABLE TAMPING PIN

# Section 18.1: powder transfer

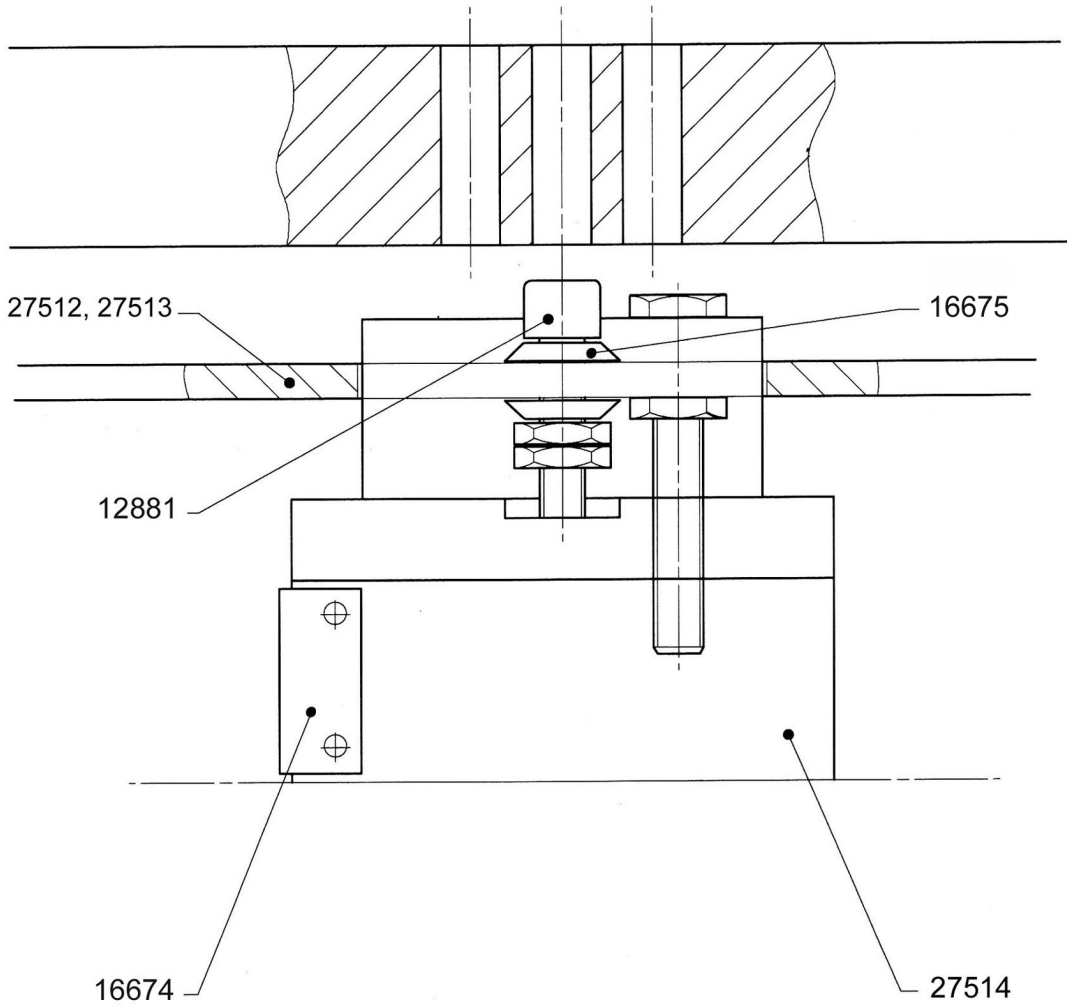


## Section 18.1: powder transfer

---

<b>IIM No.</b>	<b>Description</b>
14595	RETAINING RING
16624	LINEAR BEARING
16625	SEAL
27084	SEAL, MASTER ADJ SPINDLE
27467	POWDER STIRRER
27472	KNOB, LEVEL SENSOR PLATE
27541	HOUSING, DOSING BOWL
28684	SPINDLE, MASTER ADJUSTMENT
30564	SUPPORT, TAMPING RING HOUSING
30565	TAMPING RING HOUSING
31633	SCREW, SPECIAL

## Section 18.2: powder transfer





## Section 18.2: powder transfer

---

<b>IIM No.</b>	<b>Description</b>
12881	SHAFT,GUIDE,WIPER BLOCK
16674	KNIFE
16675	DISC SPRING
27512	LEVEL SENSOR PLATE FOR SPRING ADJ WIPER BLOCK
27513	LEVEL SENSOR PLATE FOR SCREW ADJ WIPER BLOCK
27514	BLOCK

## Section 18.3: powder tamping

---

Wiper block  
27475




Deflector  
27476



Post, wiper block spring  
27479



27512  
Level sensor plate

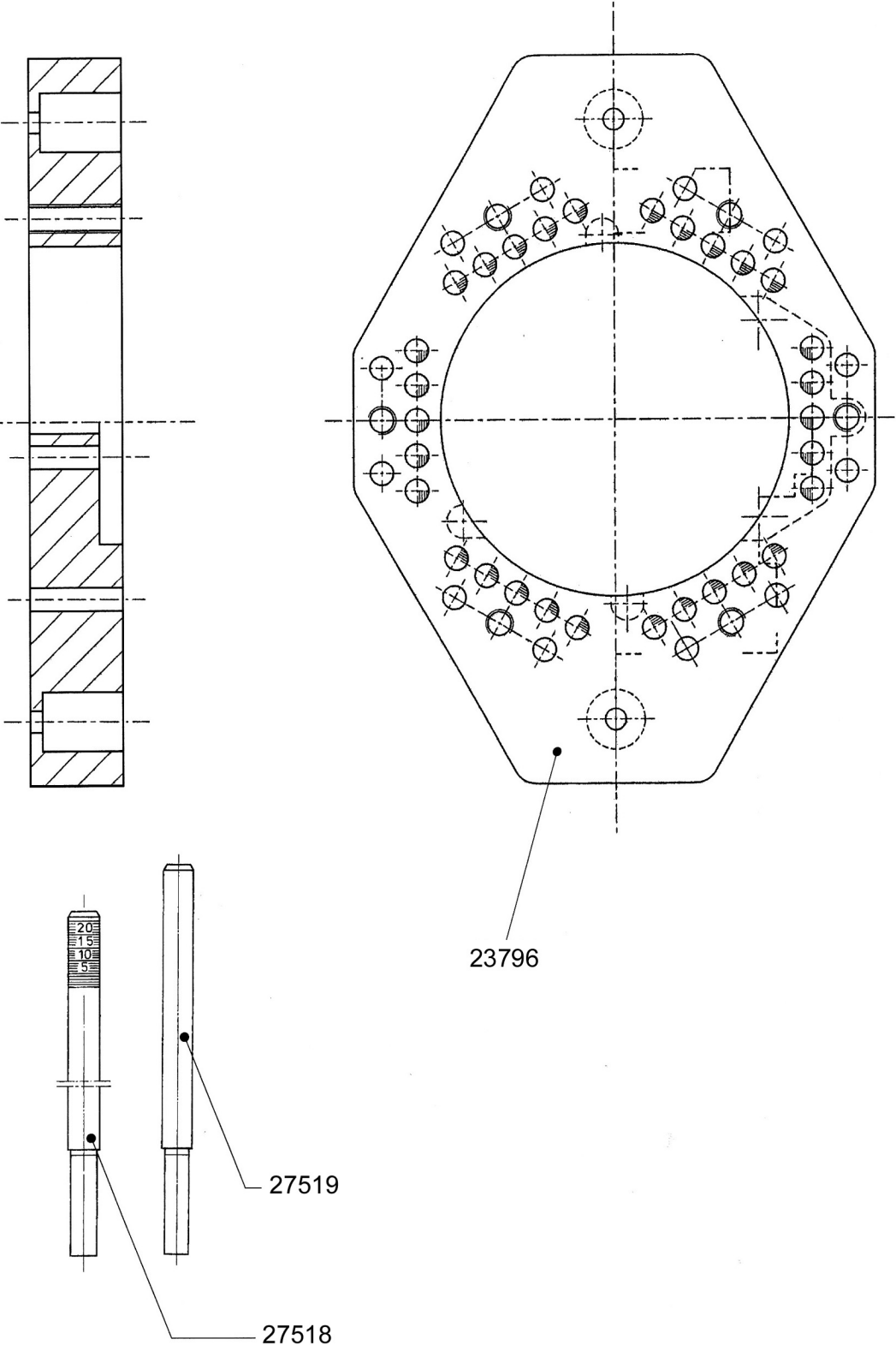


### Section 18.3: powder transfer

---

<b>IIM No.</b>	<b>Description</b>
27475	WIPER BLOCK, SPRING LOADED
27476	DEFLECTOR
27479	POST,WIPER BLOCK SPRING
27491	COMPRESSION SPRING
27512	PLATE

# Section 19: tamping guide ring

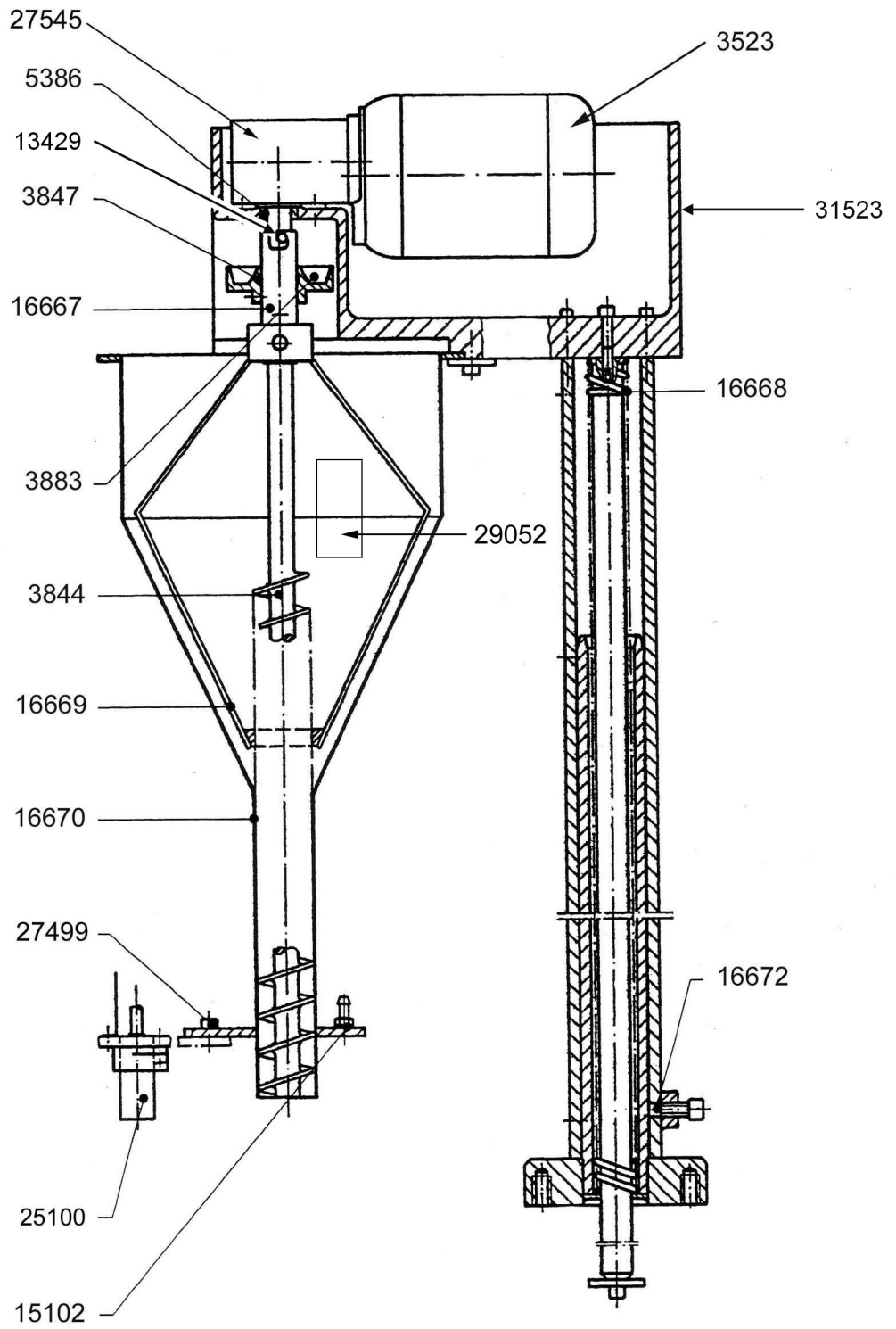


## Section 19: tamping guide ring

---

<b>IIM No.</b>	<b>Description</b>
23796	GUIDE RING, 5 COUNT
25185	GUIDE RING REFURB (BUSHED & SEALED)
27519	GUIDE POST
27518	GUIDE POST WITH SCALE

# Section 20: powder infeed

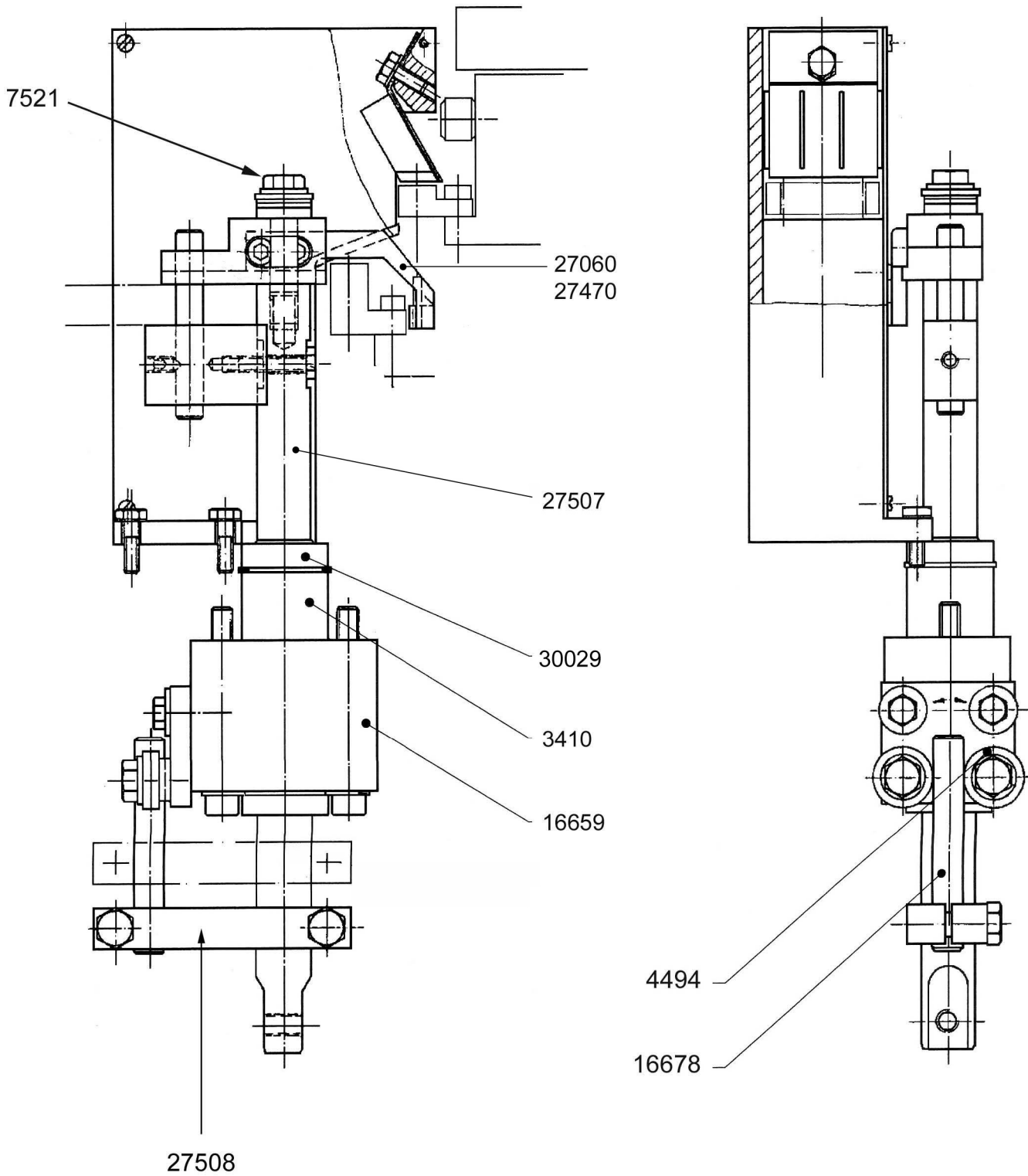


## Section 20: powder infeed

---

IIM No.	Description
3523	MOTOR+GEARBOX,AGITATOR
3844	AUGER
3847	O-RING
3883	CUP
5386	SEAL RING,AUGER MOTOR GEARBOX
13429	DOWEL PIN
15102	SEAL RING
16667	COUPLING
16668	COMPRESSION SPRING
16669	STIRRER
16670	HOPPER
16672	BUSHING
25100	SENSOR,CAPACITIVE PROXIMITY
27499	COVER,POWDER BOWL,LEXAN
27545	GEARBOX,POWDER AUGER
31523	HOUSING,AUGER GEARMOTOR

# Section 21.1: faulty capsule ejection








## Section 21.1: faulty capsule ejection

---

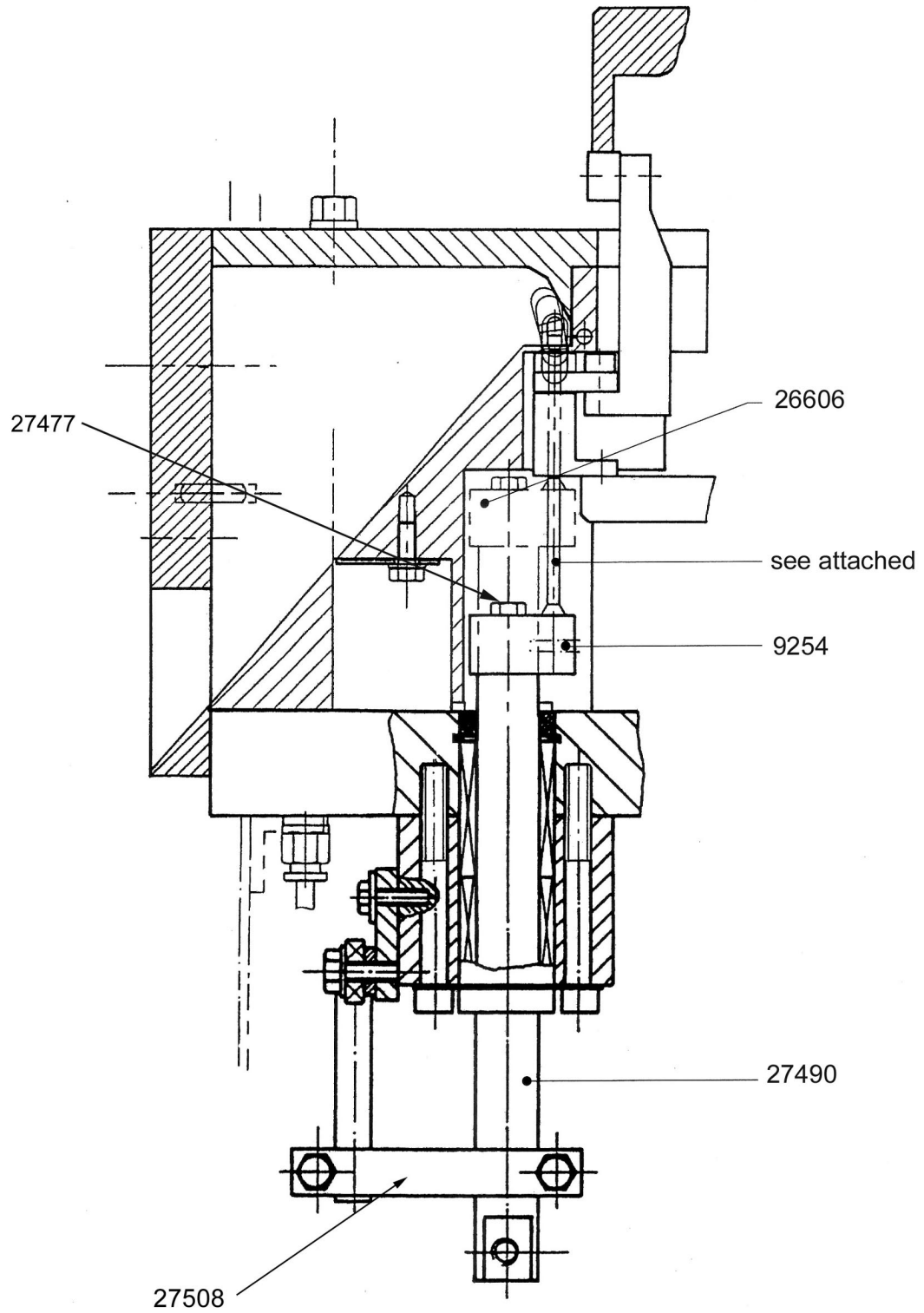
IIM No.	Description
3410	BEARING,LINER,20MM SHAFT
4494	BEARING
7521	SHOULDER BOLT
16659	GUIDE PIECE
16678	SHAFT,GUIDE
16831	SPACER,FAULTY CAPSULE,SZ 4/2/0/000,1MM
16832	SPACER,FAULTY CAPSULE,SZ 1/0/00,4MM
16833	SPACER,FAULTY CAPSULE,SZ 3/2/00/000,2MM
27060	FAULTY CAPSULE EJECTION ARM,GKF 701
27470	FAULTY CAPSULE EJECTION ARM,GKF 700
27507	CONNECTING SHAFT
27508	BLOCK,CLAMPING
30029	SEAL,20MM SHAFT

## Section 21.2: closing-ejection housing

Picture	Description	IIM p/n
	Housing Hose fitting RH Hose fitting LH	27542 30322 30405
	Ejection cover plate	30321
	Hose fitting	31418
	Hose cuff for Faulty capsule Takeaway hose  Hose	31791   27516

	<p>Cover</p>	<p>28597</p>
	<p>Closing block</p>	<p>27526</p>
	<p>Closing spacers</p> <p>Size 00  Size 0  Size 1  Size 2  Size 3  Size 4</p>	<p>(not recommended)</p> <p>27149  27411  27131  30626  27051</p>

# Section 22: closing

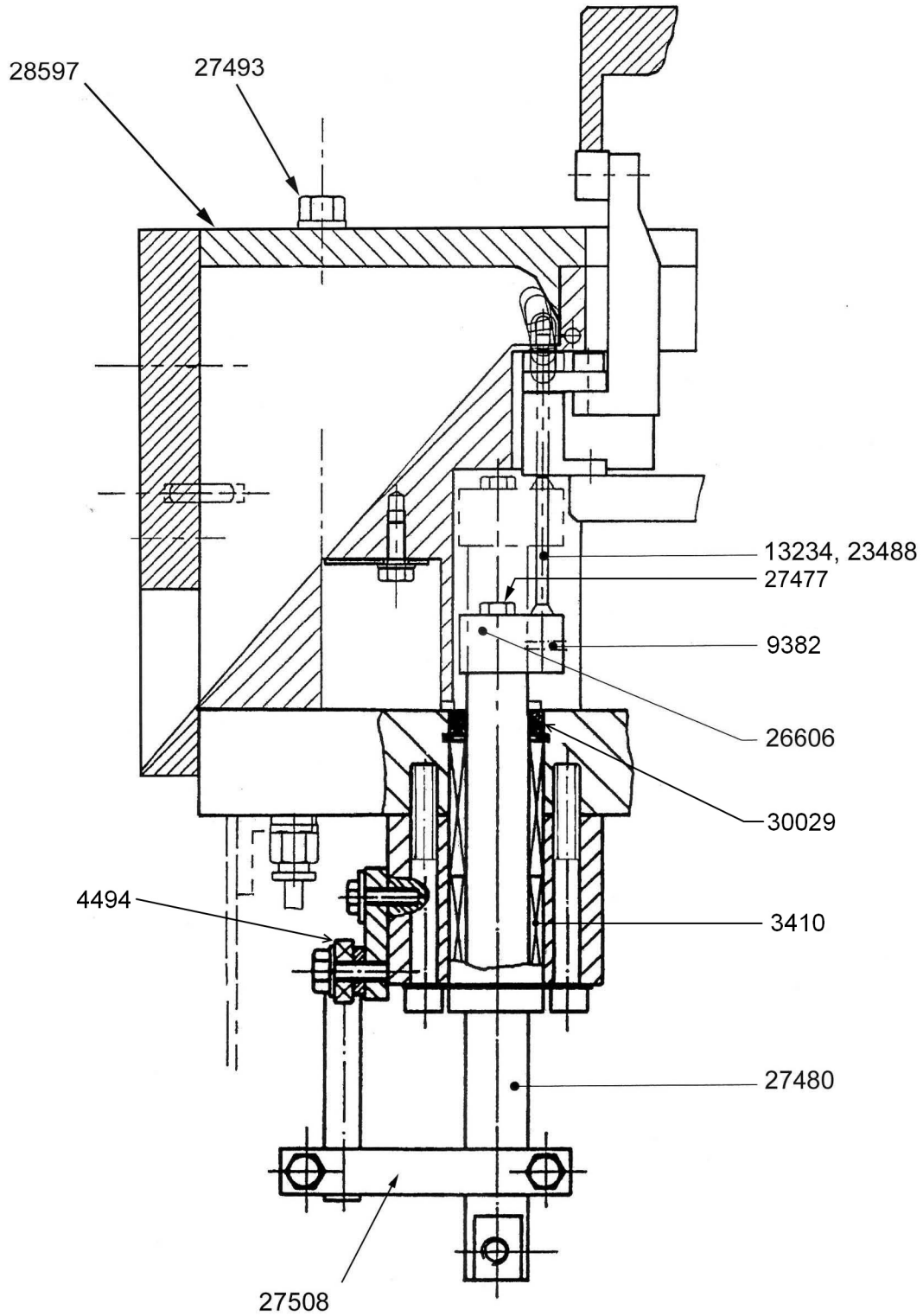


## Section 22: closing

---

IIM No.	Description
9254	DOWEL PIN
16228	CLOSING PIN,BREAKAWAY,POWDER SHEDDING,SIZE 0/00
16230	CLOSING PIN,BREAKAWAY,POWDER SHEDDING,SIZE 1/2
16232	CLOSING PIN,BREAKAWAY,POWDER SHEDDING,SIZE 3/4
27149	SPACER,UPPER CLOSING,SZ 0
27196	SPACER,UPPER CLOSING,SZ 00
27051	SPACER,UPPER CLOSING,SZ 4
27131	SPACER,UPPER CLOSING,SZ 2
26606	BLOCK,CLOSING PIN MOUNT
27129	CLOSING PIN ASSY SIZE 1/2
27153	CLOSING PIN ASSY SIZE 0/00/000
27478	HEX BOLT
27490	SHAFT,CLOSING
27508	BLOCK,CLAMPING

# Section 23: ejection

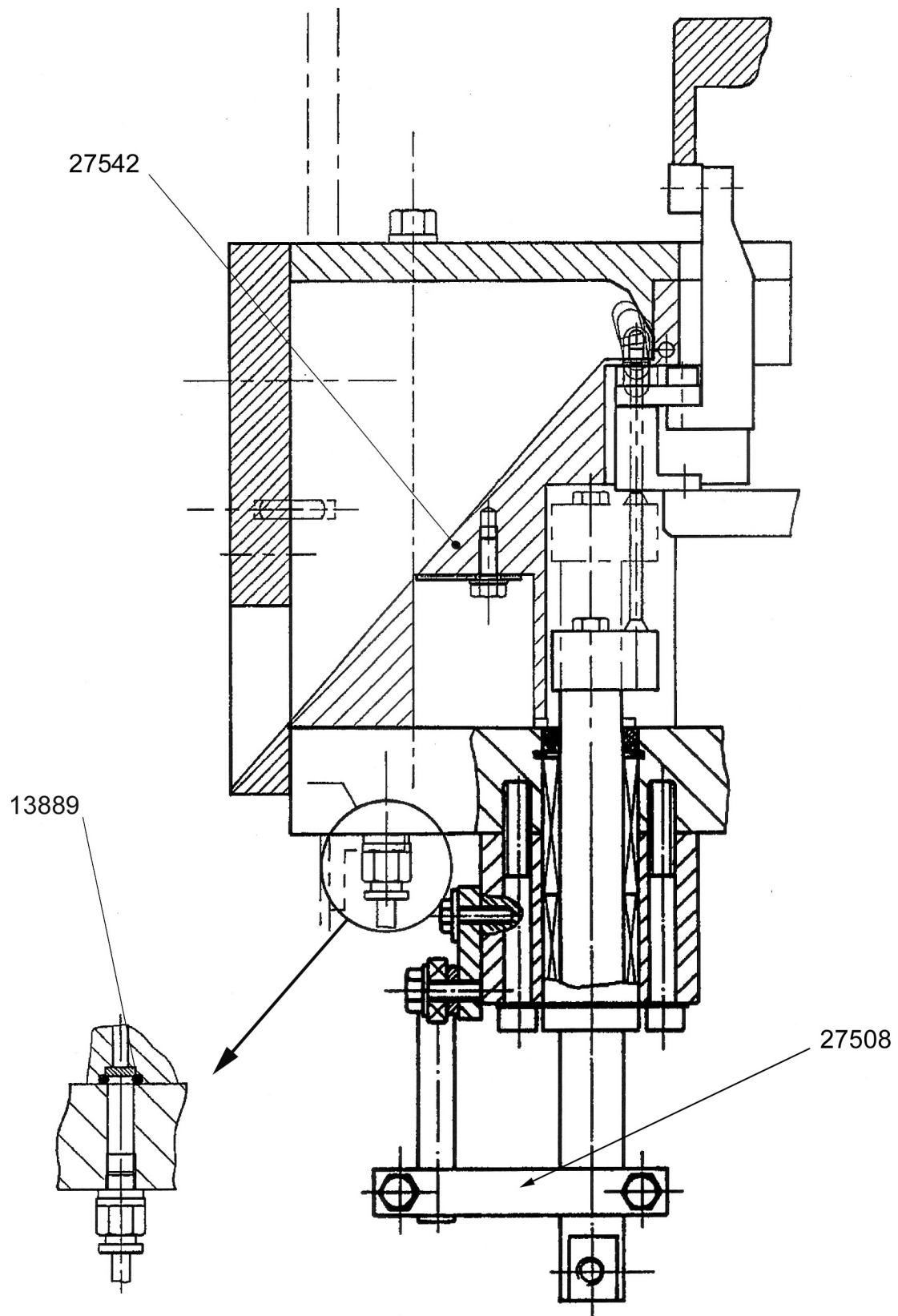


## Section 23: ejection

---

IIM No.	Description
4494	BEARING
9382	DOWEL PIN
13234	PIN,EJECTION,FLAT
23488	PIN,EJECTION,CONCAVE
26606	BLOCK,EJECTION PIN MOUNT
27477	BOLT
27480	SHAFT,EJECTION
27493	BOLT
27508	BLOCK,CLAMPING
28597	LEXAN COVER
30029	SEAL,20MM
31137	EJECTION PIN ASSY

# Section 24: cleaning of closing & ejection



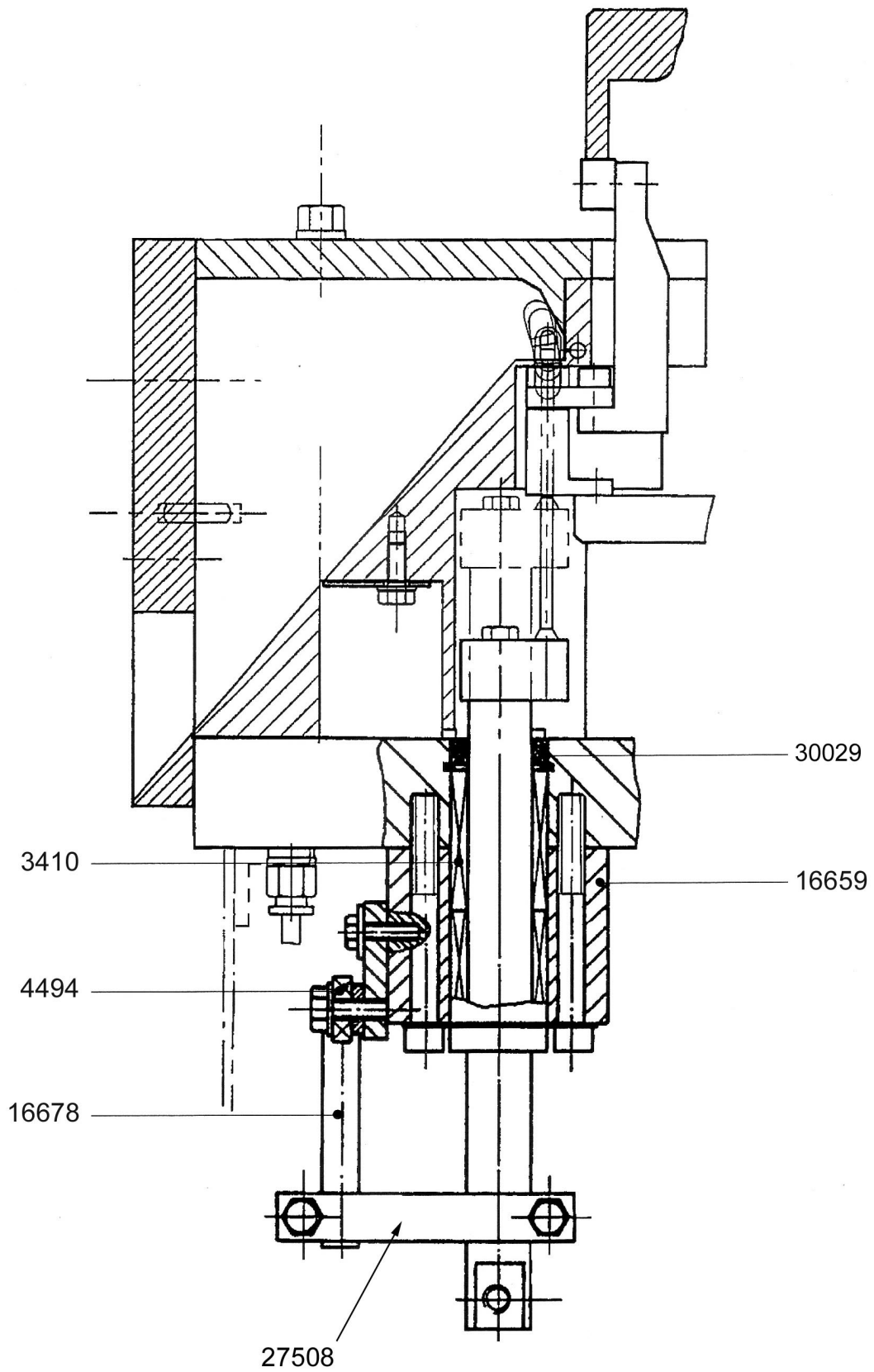


## Section 24: cleaning of closing & ejection

---

IIM No.	Description
13889	O-RING
27508	BLOCK,CLAMPING
27542	HOUSING

# Section 25: closing & ejection

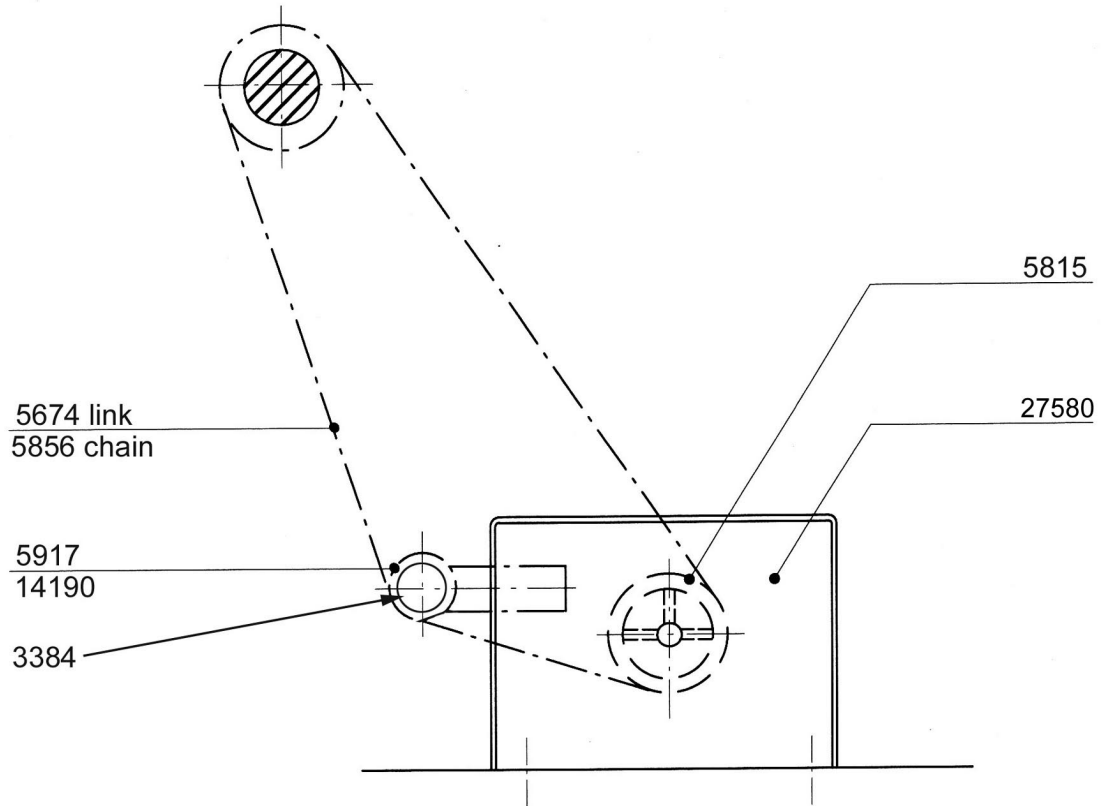


## Section 25: closing & ejection

---

IIM No.	Description
3410	BEARING,LINER,20MM SHAFT
4494	BEARING
16659	GUIDE PIECE
16678	SHAFT,GUIDE
27508	BLOCK,CLAMPING
30029	SEAL,20MM SHAFT

# Section 26: cam box

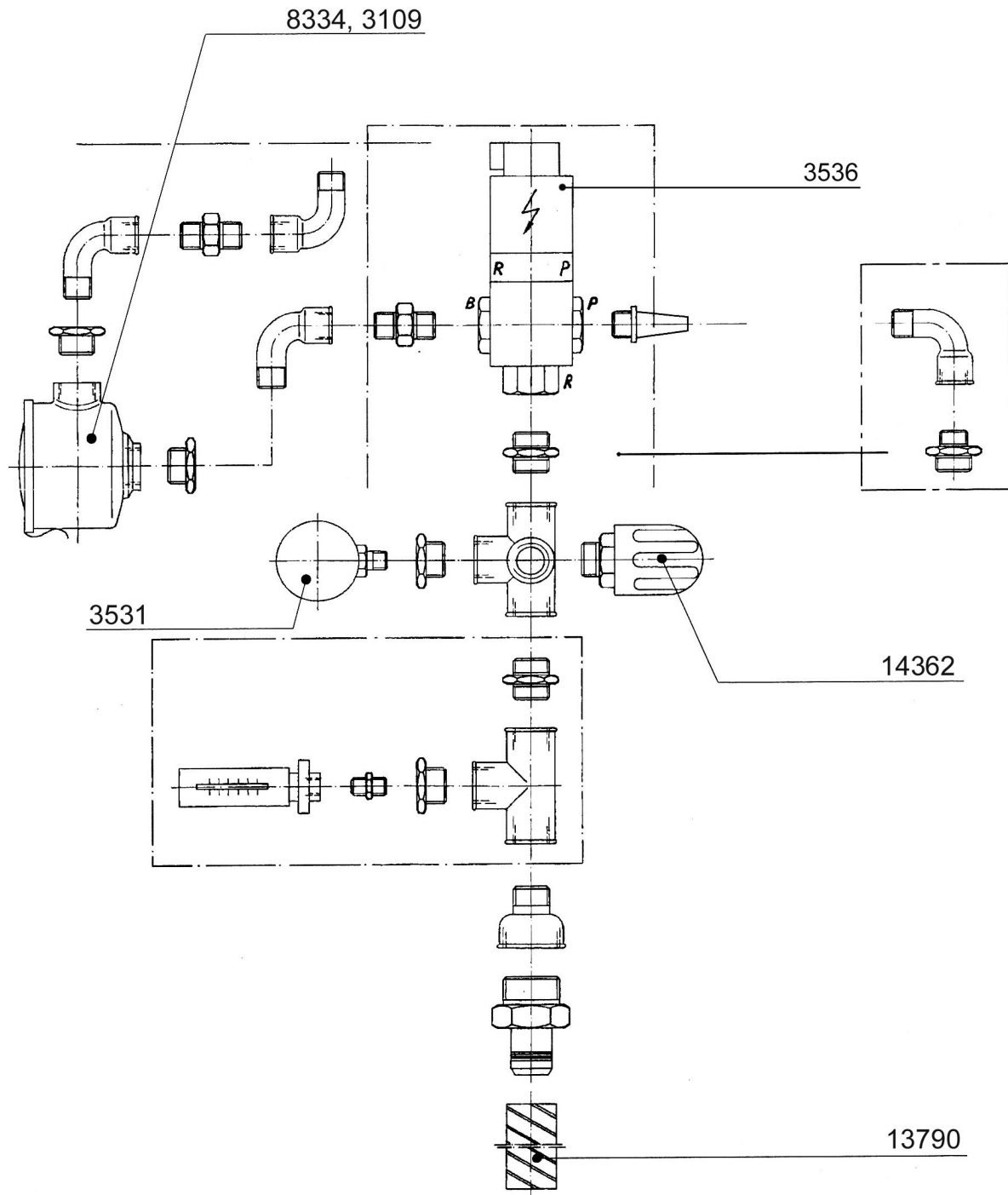


## Section 26: Cam box

---

<b>IIM No.</b>	<b>Description</b>
3384	BALL BEARING
5674	MASTER LINK
5815	SPROCKET
5856	CHAIN
5917	SPROCKET, IDLER
14190	SPROCKET, IDLER, 10 TEETH
27580	PROGRAMMABLE INDEXING UNIT (CAM BOX)

# Section 27: vacuum system with filter



## Section 27: vacuum system with filter

---

IIM No.	Description
3109	FILTER FOR CANISTER 8334
3531	GAUGE,VACUUM
3536	VACUUM VALVE
8334	FILTER CANISTER
13903	TUBING,REINFORCED
14362	VACUUM VALVE

## Section 28: vacuum pump



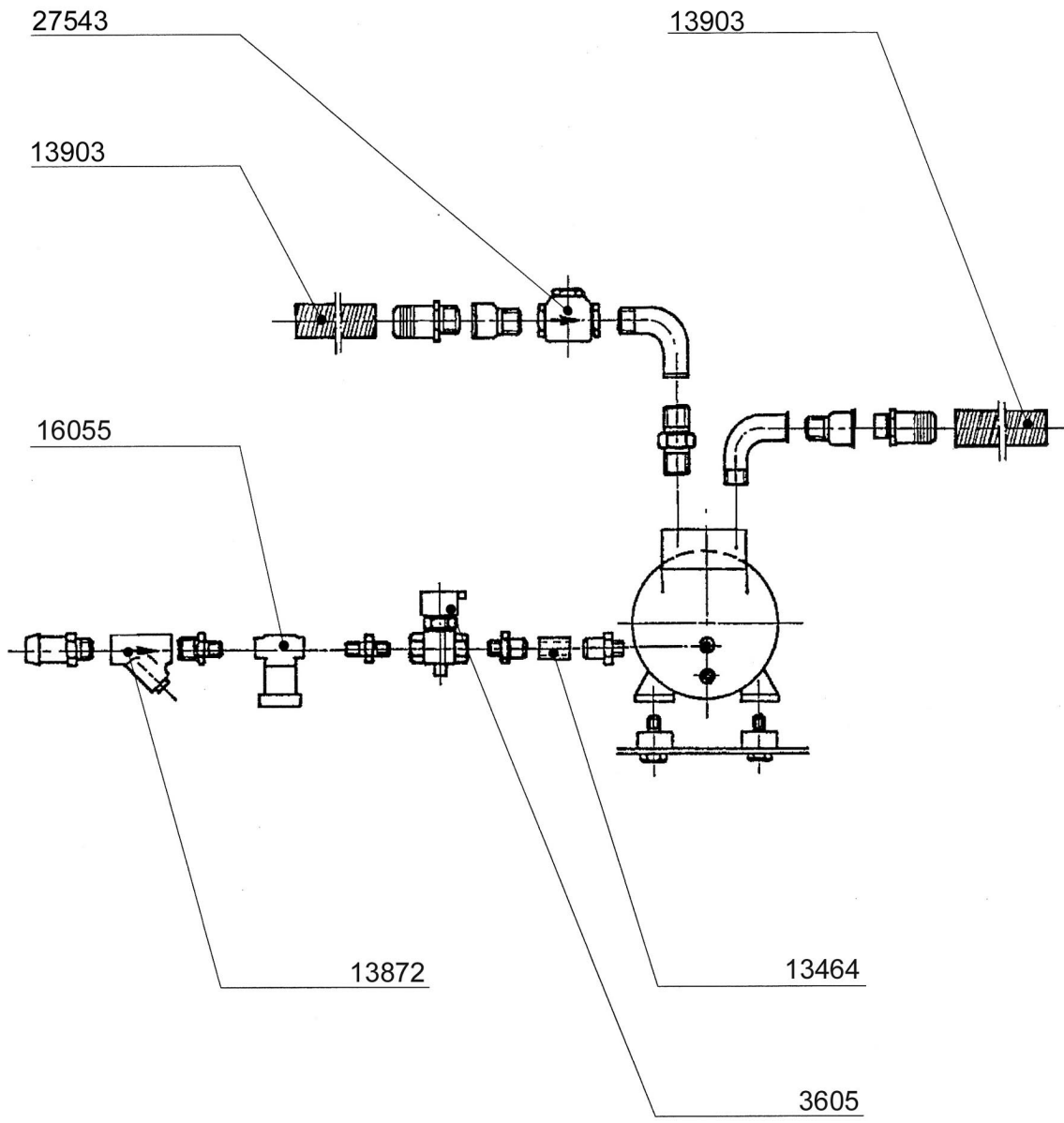


**Section 28: vacuum pump**

---

<b>IIM No.</b>	<b>Description</b>
3109	FILTER
27485	VACUUM PUMP

# Section 29: maintenance unit

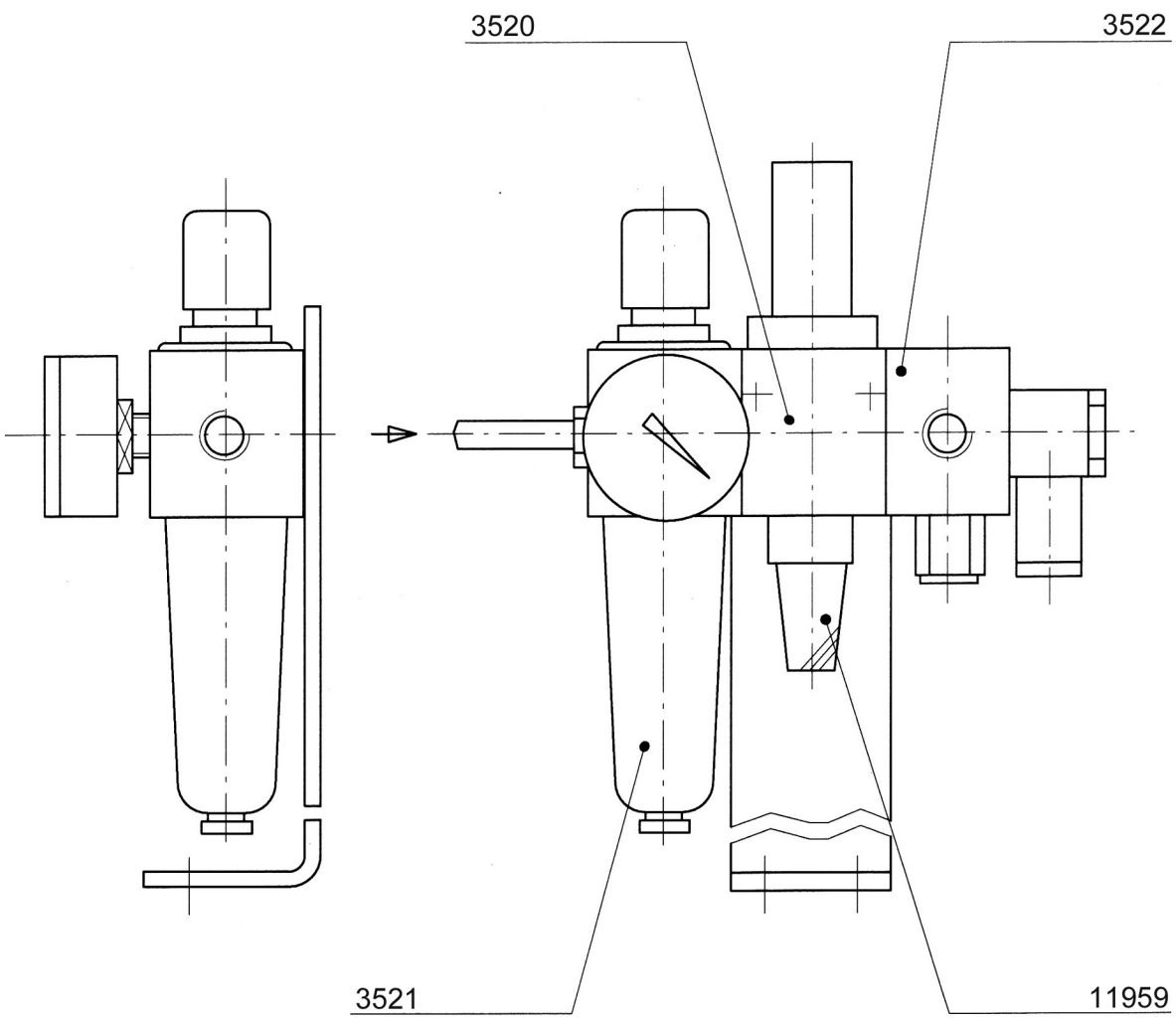


**Section 29: maintenance unit**

---

<b>IIM No.</b>	<b>Description</b>
3605	SOLENOID VALVE
13464	TUBE
13903	TUBING, REINFORCED
13872	Y-FITTING
16055	CONNECTOR
27543	T-FITTING

# Section 30: valve & silencer, maintenance unit

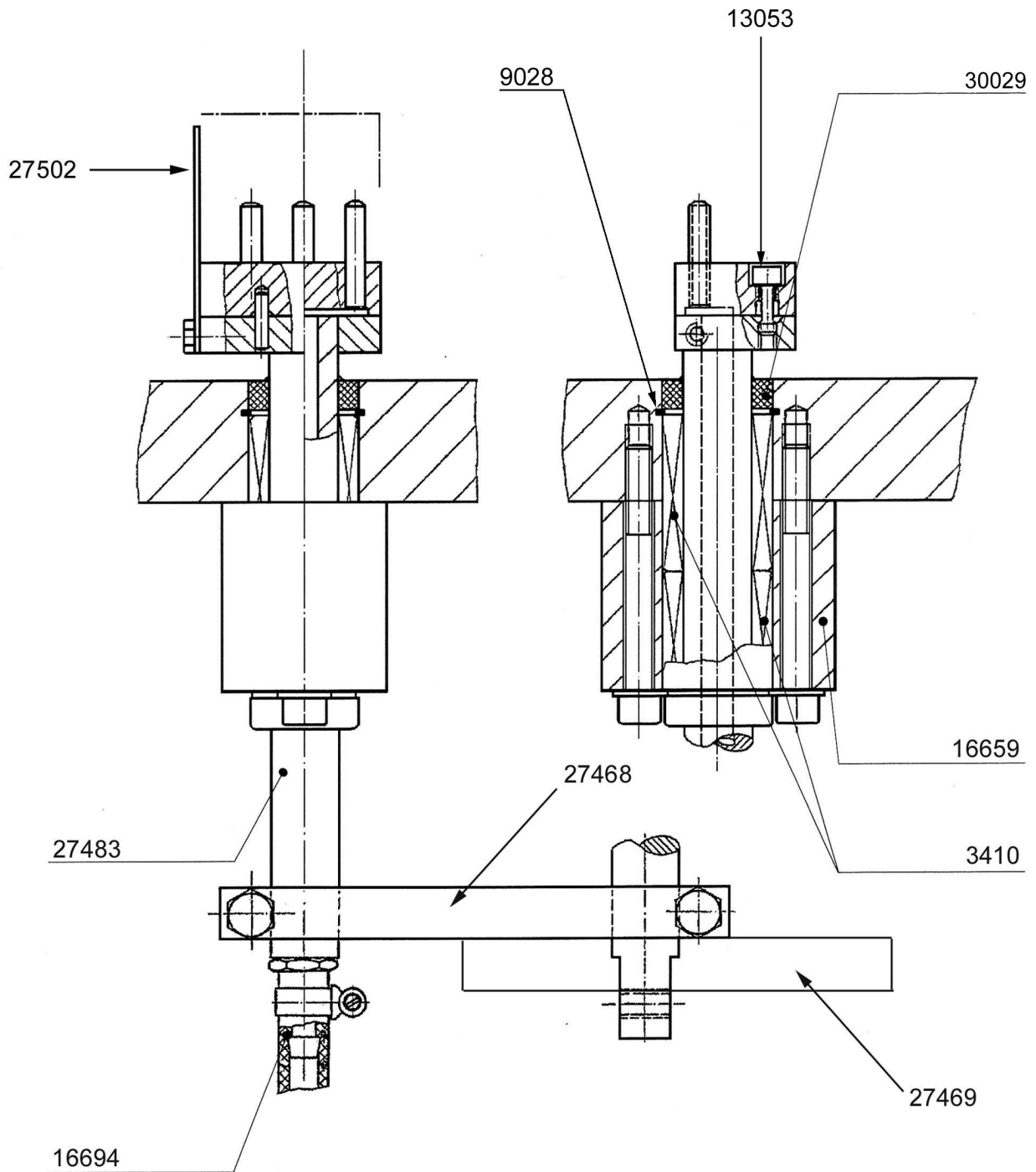


### Section 30: valve & silencer, maintenance unit

---

IIM No.	Description
3520	VALVE,3/2 WAY
3522	PRESSURE DISTRIBUTOR
3521	FILTER,PRESSURE REGULATOR
11959	SILENCER

# Section 31: blowout & cleaning



## Section 31: blowout & cleaning

---

IIM No.	Description
3410	BEARING,LINER,20MM SHAFT
9028	RETAINING RING
13053	SCREW
13789	HOSE
16659	GUIDE PIECE
27468	CROSS MEMBER
27469	PLATE,CROSS MEMBER
27483	SHAFT,BLOWOUT
27502	DEFLECTOR,AIR BLAST
30029	SEAL,20MM SHAFT

# Section 32: blowout blocks

---

Blowout block




Blowout nozzle



Blowout block with brushes



Replacement brush





## Section 32: blowout blocks


---

IIM No.	Description
25247	BLOCK,BLOWOUT,SIZE 0/00/000
24165	BLOCK,BLOWOUT,SIZE 1/2
25244	BLOCK,BLOWOUT,SIZE 3/4
4990	NOZZLE,BLOWOUT,SIZE 0/00
4988	NOZZLE,BLOWOUT,SIZE 1/2
4989	NOZZLE,BLOWOUT,SIZE 3/4
18254	BLOCK,BLOWOUT,SIZE 0/00,5 CT,W/BRUSHES
25195	BLOCK,BLOWOUT,SIZE 1/2,5 CT,W/BRUSHES
25249	BLOCK,BLOWOUT,SIZE 3/4,5 CT,W/BRUSHES
5660	REPLACEMENT BRUSH SIZE 0/00
24266	REPLACEMENT BRUSH SIZE 1/2
24403	REPLACEMENT BRUSH SIZE 3/4
5659	REPLACEMENT NOZZLE FOR BRUSH SIZE 0/00
25048	REPLACEMENT NOZZLE FOR BRUSH SIZE 1/2
24641	REPLACEMENT NOZZLE FOR BRUSH SIZE 3/4


# Section 33: size parts - segments

---

Upper segment



Lower segment



Segment alignment pin



Dosing alignment pin



Upper segment mount screw  
#5341



Lower segment mount screw  
#27477




### Section 33: size parts - segments

---

IIM No.	Description
5341	SCREW, SOCKET HEAD CAP, UPPER SEGMENT MOUNT
27477	SCREW, LOWER SEGMENT MOUNT
28518	BOLT, HEX, UPPER SEGMENT MOUNT
28558	BLOCK, SEGMENT, UPPER, SIZE 000
25551	BLOCK, SEGMENT, UPPER, SIZE 00
25555	BLOCK, SEGMENT, UPPER, SIZE 0
25557	BLOCK, SEGMENT, UPPER, SIZE 1
25559	BLOCK, SEGMENT, UPPER, SIZE 2
25561	BLOCK, SEGMENT, UPPER, SIZE 3
25563	BLOCK, SEGMENT, UPPER, SIZE 4
28540	BLOCK, SEGMENT, UPPER, SIZE 5
28559	BLOCK, SEGMENT, LOWER, SIZE 000
25553	BLOCK, SEGMENT, LOWER, SIZE 00
25554	BLOCK, SEGMENT, LOWER, SIZE 0
25556	BLOCK, SEGMENT, LOWER, SIZE 1
25558	BLOCK, SEGMENT, LOWER, SIZE 2
25560	BLOCK, SEGMENT, LOWER, SIZE 3
25562	BLOCK, SEGMENT, LOWER, SIZE 4
28539	BLOCK, SEGMENT, LOWER, SIZE 5
13360	PIN, SEGMENT ALIGNMENT, SIZE 000
4923	PIN, SEGMENT ALIGNMENT, SIZE 00
8185	PIN, SEGMENT ALIGNMENT, SIZE 0
4924	PIN, SEGMENT ALIGNMENT, SIZE 1
5190	PIN, SEGMENT ALIGNMENT, SIZE 2
5191	PIN, SEGMENT ALIGNMENT, SIZE 3
13361	PIN, SEGMENT ALIGNMENT, SIZE 4
13362	PIN, SEGMENT ALIGNMENT, SIZE 5
7289	PIN, DOSING ALIGNMENT, SIZE 000
3539	PIN, DOSING ALIGNMENT, SIZE 00
7291	PIN, DOSING ALIGNMENT, SIZE 0
4925	PIN, DOSING ALIGNMENT, SIZE 1
5188	PIN, DOSING ALIGNMENT, SIZE 2
5189	PIN, DOSING ALIGNMENT, SIZE 3
7293	PIN, DOSING ALIGNMENT, SIZE 4
7294	PIN, DOSING ALIGNMENT, SIZE 5

# Section 34: size parts - magazines



**Section 34: size parts - magazines**

---

<b>IIM No.</b>	<b>Description</b>
5711	BEARING,MAGAZINE ARM
5899	COMPRESSION SPRING 25MM LONG
8188	ARM,MAGAZINE ADJUSTING (INCLUDES BEARING)
9715	BOLT,HEX,SORTING BLOCK MOUNT
12973	FINGER,LEAF SPRING
12973	FINGER,LEAF SPRING
23148	COMPRESSION SPRING 30MM LONG
27067	MOUTHPIECE,MAGAZINE
27138	DOWEL PIN
28611	MAGAZINE, SIZE 000
27139	MAGAZINE, SIZE 00
27119	MAGAZINE, SIZE 0
28870	MAGAZINE, SIZE 1
25715	MAGAZINE, SIZE 2
25716	MAGAZINE, SIZE 3
27077	MAGAZINE, SIZE 4
-	MAGAZINE, SIZE 5
28608	VERTICAL FINGERS, SIZE 000
27143	VERTICAL FINGERS, SIZE 00
27117/30422	VERTICAL FINGERS, SIZE 0
28873	VERTICAL FINGERS, SIZE 1
27104	VERTICAL FINGERS, SIZE 2
-	VERTICAL FINGERS, SIZE 3
27070	VERTICAL FINGERS, SIZE 4
-	VERTICAL FINGERS, SIZE 5

## Section 35: size parts - sorting

---

Sorting block



Orientation fingers



## Section 35: size parts - sorting

---

IIM No.	Description
28607	BLOCK,SORTING,SIZE 000
27198	BLOCK,SORTING,SIZE 00
27146	BLOCK,SORTING,SIZE 0
-	BLOCK,SORTING,SIZE 1
25713	BLOCK,SORTING,SIZE 2
25714	BLOCK,SORTING,SIZE 3
27038	BLOCK,SORTING,SIZE 4
-	BLOCK,SORTING,SIZE 5
<hr/>	
28606	ORIENTATION FINGERS, SIZE 000
27197	ORIENTATION FINGERS, SIZE 00
27145	ORIENTATION FINGERS, SIZE 0
-	ORIENTATION FINGERS, SIZE 1
25707	ORIENTATION FINGERS, SIZE 2
25717	ORIENTATION FINGERS, SIZE 3
27049	ORIENTATION FINGERS, SIZE 4
25707	ORIENTATION FINGERS, SIZE 5

## Section 36: size parts – tamping pins, complete kits

Tamping pin



Complete kit



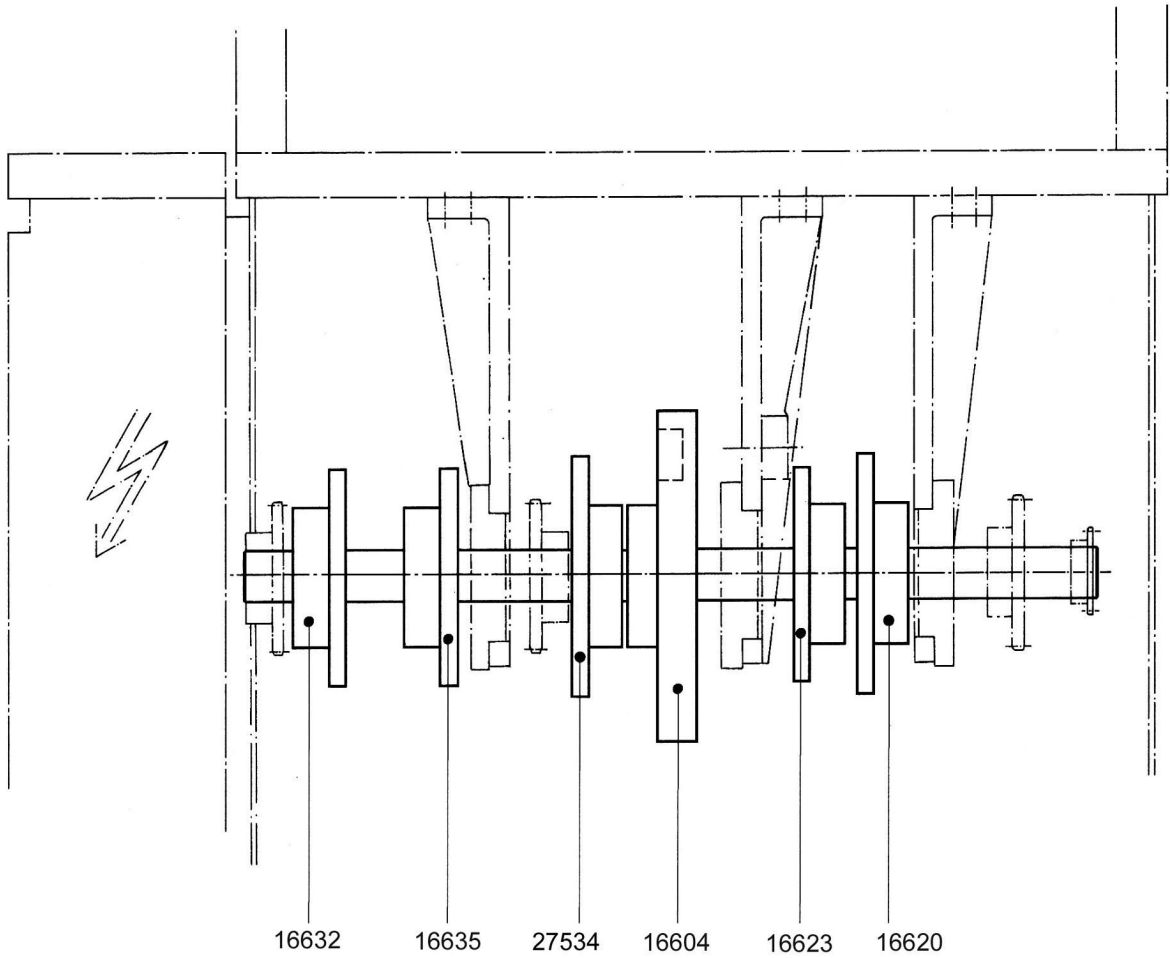


**Section 36: size parts - tamping pins; complete kits**

---

<b>IIM No.</b>	<b>Description</b>
13165	PIN,TAMPING,SIZE 000
3879	PIN,TAMPING,SIZE 00
3839	PIN,TAMPING,SIZE 0
3840	PIN,TAMPING,SIZE 1
3878	PIN,TAMPING,SIZE 2
5150	PIN,TAMPING,SIZE 3
5126	PIN,TAMPING,SIZE 4
11312	PIN,TAMPING,SIZE 5
26595	SIZE CHANGE KIT,SIZE 000
24012	SIZE CHANGE KIT,SIZE 00
27024	SIZE CHANGE KIT,SIZE 0
27025	SIZE CHANGE KIT,SIZE 1
27026	SIZE CHANGE KIT,SIZE 2
27027	SIZE CHANGE KIT,SIZE 3
27028	SIZE CHANGE KIT,SIZE 4
27029	SIZE CHANGE KIT,SIZE 5

# Section 37: drive cams



## Section 37: drive cams

---

<b>IIM No.</b>	<b>Description</b>
16632	FAULTY CAPSULE
16635	CLOSING
27534	EJECTION
16604	TAMPING
16623	SEPARATION
16620	SORTING