

Welcome to

SUGAR IN THE RAW

a refined unrefined experience

646 Cedar Lane, Sugarloaf CA 92386



a little note from your hosts

Hello and welcome! We hope you have a lovely stay. We want our home to feel like your home while you're here, so please sit back, relax and enjoy your holiday.

In this book you'll find information about check in and check out procedures, a few house rules, our local recommendations, public transport information and how to work appliances around the house.

Please take a moment to read through, and if you have any other questions during your stay, please contact us.

Chris & Shannon

important info

Check-in

Please take a moment to check the property and that you have enough linen for your stay. We pride ourselves on our home being clean, fresh and tidy. If there is anything that isn't to your standards please let us know.

All house guests must be registered. Security cameras are in place for everyones protection..

Check-out

Check out is at 11am. If you would like a later check out time then please contact us and we will do our best to accommodate your request.

Emergencies

Bear Valley Community Hospital

(909) 866-6501

41870 Garstin Dr


Big Bear Lake, CA 92315

Big Bear Sheriff's Department

911

477 Summit Blvd

Big Bear Lake, CA 92315



checkout checklist

- Checkout time is 11am unless otherwise requested
- Place dirty towels in laundry basket
- Empty fridge of your perishables
- Hand wash dirty dishes and leave to dry on rack
- Ensure gas is OFF in fireplace, grill, and backyard fire pit
- Turn Nest thermostat to 55-degrees, hot tub to 80-degrees
- All lights and electronics OFF (air conditioner too please)
- Gather trash and recycling, place in bins near the street —
IMPORTANT! Fill recycling bin with recyclables only, DO NOT include the blue bag itself. Place the emptied blue bag in the trash bin.
- Lock front door by placing the back of your hand on the keypad

Thank you for staying with us!



house rules

- No smoking
- No loud music after 10pm
- No pets - one of us is severely allergic
- Over occupancy is not allowed (4 max)
- Do not leave lit fireplace or fire pit unattended
- Respect our neighbors
- Report damages

NON EMERGENCY Chris 310-430-2560

24/7: Shannon 954-296-0103

Other: contact via in-app chat

Should any problem arise during your stay please get in touch with us immediately and we will do our best to solve the issue.




wifi

Network

sugarintheraw

Password

2splenda



how does it work

Lights & Ceiling Fans

The overhead lights in the Living Room and both bedrooms are combination lights/ceiling fans. They are controlled by the remotes mounted beside the switches.

Sofa Bed

The downstairs sofa folds out into a full size bed. For your comfort, you can find a memory foam Nola mattress pad w/ cover in the upstairs guest bedroom closet. Also in the guest bedroom closet is a set of linens in the upper left drawer of the dresser. Blankets are downstairs.

PLEASE DO NOT PUT AWAY THE SOFA BED WITH THE MATTRESS PAD STILL ON THE FOLD OUT.

Heating

Nest thermostat is located under the stairs on main level. Rotate dial to desired temperature. The house is well insulated, so typically anything above 68-degrees will feel too hot. There are also blankets in the coffee table, and each bedroom upstairs also has its own space heater.

Fireplace

Everything you need for the fireplace is in the TV credenza, lefthand drawer. On the wall next to that is the gas key. Turn counterclockwise to start gas. Extend a lit long-reach butane lighter to the grate to ignite gas. Make sure the flue is open, to the right (or you'll get a loud surprise later from the carbon monoxide detectors — fun!) Turn gas key clockwise firmly to turn off. Please never burn wood.

Air Conditioning

Even in high summer, it gets very cool in Big Bear at night. We've found turning the AC off and using ceiling fans and open windows lends itself to a more authentic mountain experience.

Coffee

We've provided the cabin with a Keurig, a variety of coffee/tea/hot cocoa pods, and a french press. Use the electric kettle to boil water. Everything you need for coffee is in the upper righthand cabinet in the kitchen. The french press makes lovely tea or coffee. Enjoy!

Microwave

Microwave is located above the stove. Just open, enter the time, close, and press play.

Smart TV


Feel free to use your personal sign-in for any streamer available on either TV — remember to sign out when you leave!

Laundry

The washer and dryer are hidden under the marble island. Complimentary detergent pods, bleach tabs (never use liquid bleach), and dryer sheets are in a shelf under the butcher block table. So are the iron and ironing board. Please wait for the iron to cool before storing.

Trash

The kitchen trash can is divided, white for trash on the left and blue for recycling on the right. **IMPORTANT:** Big Bear recycling services fines residents for including the blue recycling bag itself with the recyclables. We agree it's strange, but please put your recyclables in the blue bin outside and the emptied blue recycling bag in the black bin outside so you don't get a dumb **\$250 fine** and spoil dare we say the greatest Refined Unrefined experience of your life?



how does it work, outside

Hot Tub

Set the tub to your desired temperature when you arrive (100 if you aren't sure) and it should be ready in an hour or two. To uncover the tub, undo the clips and fold the cover off onto the wooden table nearby. Please cover the tub when you aren't using it, and remember to clip it back down and reset the temperature to 80 before you leave.

IMPORTANT: Speaking of entirely unnecessary costs — if nature calls, we understand how relaxed and warm you are, but urinating or spilling alcohol in the tub wrecks the pH levels, forcing us to drain and refill it and tag you our beloved guest with a **\$200 fine**. Same if we find broken glass in the tub. So sit back, take in the beautiful stars and pines, and relax — but don't get *too* relaxed, if you catch our drift?

Barbecue

You saw right. There's no propane tank under the grill. That's because it's attached directly to the cabin's gas line. Just turn the knobs until you hear clicking and see the flame. Easy, like a stove. But with ease comes responsibility — remember to turn the knobs all the way off when you're done so you aren't responsible for an explosion that burns down your favorite vacation spot. And in less dramatic news, please wire scrub the grill plates clean when you're done (easiest to do when the plates are still hot) and clean the grill utensils.

Fire Pit

Meanwhile, the fire pit *does* use a propane tank, so just look underneath and turn the gas on before trying to light it. And please turn the gas off whenever the fire pit is unattended.



things to do

Hiking and the Beach

Big Bear has plenty of great hiking, including right off Cedar Ln where our street ends at the national forest line. There's a summer activities kit in the wooden trunk near the kitchen island that includes water bottles, a hiking survival kit, and collapsible stools.

And if you decide to hit Big Bear Lake's beach, in the summer activities kit we've included towels, and there's a beach umbrella near the stairs.



Big Bear Alpine Zoo

One of only two alpine zoos in the United States. If you want a guaranteed bald eagle, mountain lion, or bear sighting, this is the place!

Holloway's Marina & RV Park

Here you can rent pontoon boats, fishing equipment, take wakeboard and waterski rides, and rent kayaks and canoes.

Snow Summit and Bear Mountain Resorts

Winter operations at Big Bear Mountain Resort are typically from November to April and all lift tickets are valid for same-day use at both mountains

Castle Rock Trail

Moderate level hike with a round trip distance of 2.6 miles. Beautiful wooded trail featuring granite boulders and great views of the lake.

food & drink

Hacienda Grill

Our preferred Mexican restaurant in town. Located on Big Bear Blvd. Great margaritas and fajitas.

572 Social

If you want a boisterous atmosphere look no further. A wide variety of craft brews and wine are available alongside American fare featuring excellent burgers and fries.

Saucy Mama's Pizzeria

Local favorite pizza spot. Great location in the village to dine in or take out but unfortunately no delivery.

The Barnstorm Restaurant

Want great food without the 40 minute weekend wait? This is our local secret, a restaurant hidden inside the airport, with huge windows overlooking the planes taking off.



Mountain lifestyle

Getting Around

The fastest and most reliable way to get around is by car. Uber and Lyft services are available, great options if you've been drinking.

But most conveniently, you're just a few hundred feet away from a Red Line stop for Big Bear's FREE Trolley service, which comes by every 30 minutes and will take you to the slopes, Boulder Bay, the Village, the airport, etc. For the full map and other info, check out www.mountaintransit.org/free-big-bear-trolley/

The trolley stops at Easy's General Store — which is great for any basic food or supplies you need in a pinch. And across the street from Kallan's Bar and Grill, who have great burgers and tacos if you don't feel like cooking in or driving.

Inclement Weather Info

In case of a power outage, remain calm! The gas/heat remains on, so the stove works and the fireplace will provide warmth. Power usually gets restored within a few hours during a bad storm. Meanwhile, there are flashlights plugged into the outlets in each bedroom and more in the credenza by the Nest thermostat in the living room. We also have battery operated candles throughout the cabin with plenty of extra batteries to get you through until power is restored.

Should the house be snowed in, we will provide snow removal as needed. Street plowing happens once a day, remember to park in the driveway.

There are three ways to get down the mountain, and during bad weather, we strongly suggest going the North route on Hwy 18 through Lucerne Valley. It's an extra 10 miles of driving, but if traffic on the 18/330 or 18/38 is backed up, this will be much faster. A local secret!





Hey There!

Chris and Shannon here. Thank you for the honor of hosting your stay in Big Bear! This cabin is our first home and our treasure, and we hope it provides as much reprieve from the hustle of city life for you as it does us.

We met in 2018, and have been together ever since. Shannon (left) had been working for Royal Caribbean Cruises for a decade at the time, in charge of costumes for their Broadway shows, water and ice shows, acrobatics, etc. (hence the spare bedroom's nautical theme, ooh lala) When Shannon decided to try his hand at film and TV, neither of us could've fathomed how fast a rise he'd have. His first job was building the main character outfits for *The Mandalorian* (yes, he's friends with Baby Yoda), and since then he's become one of Hollywood's go-to superhero costume builders, working on *The Boys*, *Picard*, and *The Rock's* next movie (Chris has banned Shannon from calling him "DJ" at home just because they're on a first name basis — I mean, honestly, that's obnoxious, right? I can't be the only one who feels that way.)

Chris (right) is a horror/comedy writer and director, which may explain the admittedly eclectic art you see around the cabin. But what would you prefer, more **bear art** like every other cabin in Big Bear? OMG, Alicia, soooo original, another bear with its paws up. (We also have bear art with paws up.)

When we aren't working, we spend our time staring at the wall wishing we could be relaxing in our beautiful cabin in Big Bear. So...please enjoy your stay?



SUGAR IN THE RAW

a refined unrefined experience