

SAYLOR-BEALL

-AIR COMPRESSORS-

SBDC

CYCLING SERIES REFRIGERATION DRYER



saylor-beall.com | 800.248.9001



Unique Heat Exchanger

The all aluminum unique profile allows for minimal pressure drop, self-cleans using gravity, and includes a 5-year warranty.



Energy Efficiency

Oversized condensers paired with compressors that are optimized for the refrigerant circuit maximize energy savings.




Dew Point Stability

We use a patented hot gas by-pass valve specifically designed for refrigerant drying that enables a stable dew point to be maintained.



Ease of Use

With modern controller technology, and high performance components, DRYPOINT RA dryers are a breeze to use and simple to maintain.

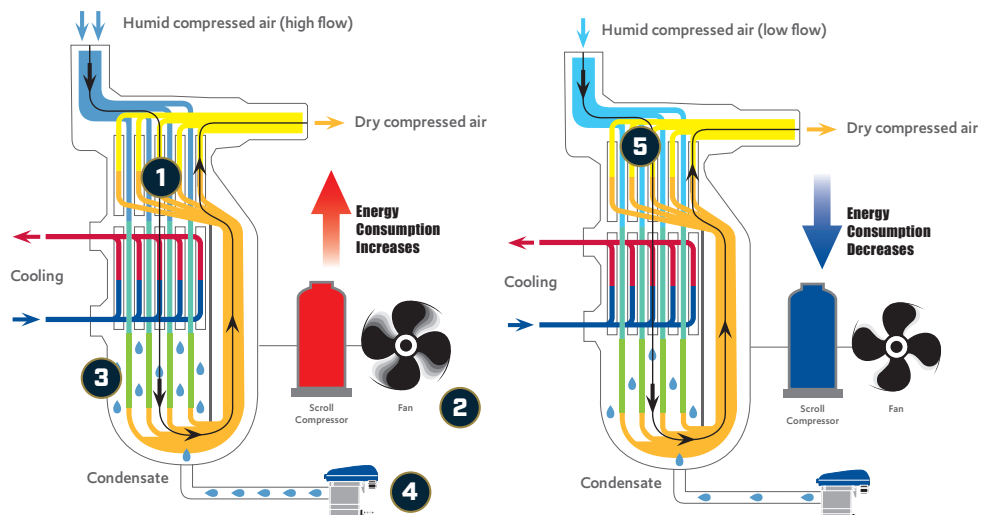


BEKOMAT® Inside

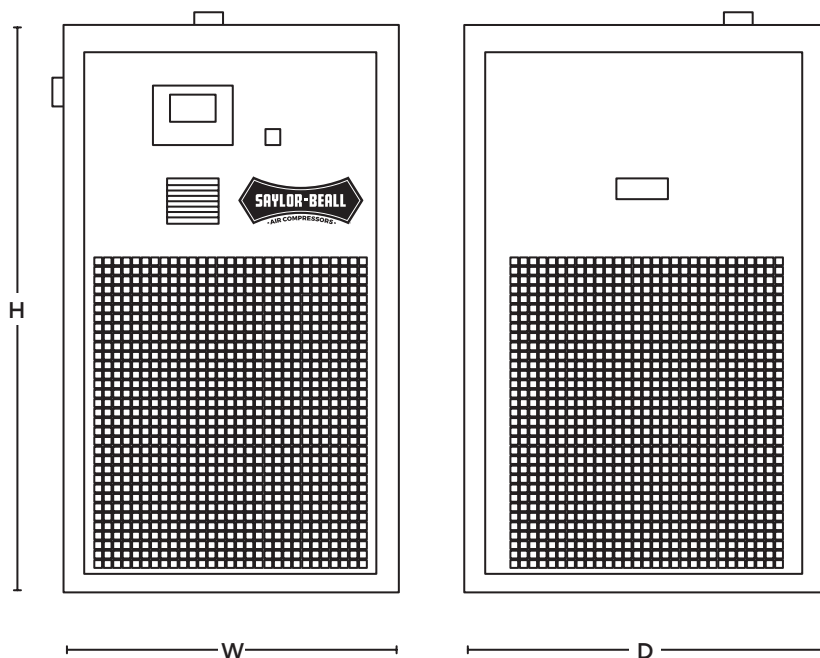
With an integrated BEKOMAT as standard, you can rely on the global leader in condensate technology that is more trusted than any other brand.

HOW IT WORKS

- 1 Warm, humid compressed air is pre-cooled in the air/air heat exchanger when entering the refrigeration dryer.
- 2 Demand on a compressed air system is often varied, the DRYPOINT® RA VSD intelligent controller monitors the incoming conditions and adjusts the compressor and condenser fan speed to the required cooling capacity of the refrigerant system. This saves energy, and over the life of the dryer operating costs decrease.
- 3 The high efficiency condensate separator in the heat exchanger module sustains a high droplet separation of nearly 99%.



- 4 Condensate is discharged from the DRYPOINT® RA Eco via the level-controlled BEKOMAT® condensate drain.
- 5 Before leaving the dryer, the dried and cold compressed air is reheated in the air-to-air heat exchanger. The relative air humidity is reduced and the cooling capacity is recovered by up to 60%.



TECHNICAL DETAILS

DRYPOINT® SBDC Cycling Refrigeration Dryers

Ultra efficient cycling dryer with standard BEKOMAT®

- **Required pre-filtration:** 1 µm | Recommended post-filtration: .01 µm
- **UL/CSA certified:** RA CT 20-200: 115V | RA CT 250-500: 230V
- **UL/CSA certified control panel:** RA CT 200-500: 460V
- **UL 508a control panel:** RA CT 200 – 500: 460v
- **Outlet pressure dew point:** Class 4-5 in accordance with ISO 8573-1:2010
- **Max. inlet air temperature:** 160 °F
- **Min. / max. ambient temperature:** 34 °F / 120 °F
- **Max. inlet pressure:** RA CT 20-50: 232 psig | RA CT 75-500: 200 psig

Model	SBDC-0020	SBDC-0030	SBDC-0050	SBDC-0075	SBDC-0100	SBDC-0125	SBDC-0150	SBDC-0200	SBDC-0250
Connection Size (NPT)	1/2"	1/2"	1/2"	1"	1 1/4"	1 1/4"	1 1/4"	1 1/2"	1 1/2"
Flow Rate (scfm)	20	30	50	75	100	125	150	200	250
Pressure Drop (psid)	0.4	1	2.2	2.2	2	2.6	3.3	1.7	3.6
Operating Voltage	115V / 1 ph	115V / 1 ph	115V / 1 ph	115V / 1 ph	115V / 1 ph	115V / 1 ph	115V / 1 ph	115V / 1 ph	230v / 1ph
Power Consumption - Load (kw)	0.26	0.27	0.39	0.48	0.58	1	1.05	1.1	1.39

Dimensions and Weight

H x W x D (inches)	29x14x17	29x14x17	29x14x17	29x14x17	32x19x18	32x19x18	32x19x18	35x22x23	35x22x23
Weight (lbs)	62	64	75	79	82	101	110	121	139

CORRECTION FACTORS

Operating Pressure psig	60	80	100	120	140	160	180	200
Correction Factor	0.79	0.91	1	1.07	1.13	1.18	1.23	1.27

Inlet Air temperature (degree F)	90	100	110	120	130	140	150	160
Correction Factor	1.16	1	0.82	0.68	0.61	0.52	0.45	0.4

Ambient Air Temperature (degree F)	80	90	100	105	110	115	120
Correction Factor	1.11	1.09	1	0.94	0.87	0.78	0.69

Since 1915, Saylor-Beall has specialized in manufacturing industrial-grade, two-stage air compressors known for their durability and performance.

We stand out with our high-quality designs, custom applications, and a commitment to fast, reliable order fulfillment. Whether you need a standard solution or a custom-engineered design, Saylor-Beall is your go-to source for air compressors built to handle even the most rugged environments.

SAYLOR-BEALL

• AIR COMPRESSORS •

SAYLOR-BEALL

• AIR COMPRESSORS •



Saylor-Beall Manufacturing Co. • 400 N. Kibbee St. PO Box 40 • St. Johns, MI 48879

P 800.248.9001 • F 989.224.8788 • www.saylor-beall.com

SAYLOR-BEALL Manufacturing Company warrants its compressors and parts when properly installed, lubricated and maintained as recommended and in accordance with good industry practice to be free from defects in material and workmanship under normal use and service. The responsibility of the Company under this warranty is limited to repair or replacement at the Company's factory, any compressor or part thereof, which shall, within one year after date of shipment to the original purchaser, be returned to the Company and which, upon examination, shall be found defective to the satisfaction of the Company. This warranty shall not apply to compressors or parts which have been subjected to misapplication, misuse, negligence or accident, to compressors or parts which have been repaired or tampered with outside the Company's factory when in the judgment of the Company, it appears that the reliability or stability of the compressor or part has been effected. Ordinary maintenance, such as adjustment and cleaning of equipment or components is the responsibility of the owner. All transportation and shipping charges shall be paid by purchaser. This warranty does not apply to electric motors or gasoline engines. These are covered by the Original Manufacturer's Warranty and should be returned by the purchaser to their authorized station for service. This warranty is expressly in lieu of all other warranties (except of title) expressed or implied and of any other obligations or liability on the part of the Company. There are no warranties of merchantability or of fitness for a particular purpose.