

PET PREPAREDNESS WORKBOOK for SENIORS and CAREGIVERS

Know when to go!

Know what various types of alerts mean, and, the “Stages of Evacuation”.

Don't wait to evacuate: Do not wait for a Mandatory Evacuation ORDER, but be aware that sometimes, there might not be any advance warning or alert. Pay attention to weather conditions and all Emergency Alerts.

Learn how to get help evacuating your pets, and, how to request care for pets at home inside an Evac Zone.

The time to prepare is now.

Be ready for emergencies year-round. Prepping and practicing will help you be calmer and able to focus, which will help you keep you and your pets safer.



Top Tips

- Practice! Make it fun (and tasty) for your pet to hop into a carrier or walk on a harness.
- Practice loading pets in the car, holding carrier if you use a cane or walker. Can you do it safely, without help?
- Make a plan with neighbors and friends to help you and your pets.
- Have multiple pet-friendly destination options.
- Microchip your pets & update chip registration.

HELP RESPONDERS HELP YOUR ANIMALS

- Know your Evacuation Zone!
- You can request Help for animals in a zone under an Evacuation Order.
- Welfare Checks and/or Evacuation can be provided by authorized responders & veterinarians cooperating with Emergency Services.

WHO TO CALL

- Disaster Animal Helpline #s
- Call 2-1-1 (Interpreters available)
- Keep your animal emergency contacts in a notebook, on your phone, and with important documents

WHAT TO SAY

- Accurate details and descriptions of your home, location, and animals

WHERE TO GET INFO

- Emergency Alerts
- Local AM/FM radio, local TV
- NOAA Radio
- Official Agency posts on Social Media; Sheriff, Police, Fire, Emergency Services, Animal Services

HIDE A KEY FOR RESPONDERS!

IN CASE OF EMERGENCY
PLEASE HELP OUR PETS THAT MAY BE INSIDE THE HOUSE, BARN, OR COOP

HALTER Project
COMMUNITY EMERGENCY RESPONSE

of DOGS
Name: ROCKY & SCOTT

of CATS
Name: SPENCER & SPENCER, CINDY

BARN/OUTSIDE - CATS, DOGS
of Cats: 1 BLACK CAT BLACK
of Dogs: 1 POODER COLORED IN REAR of PO
of Other: _____

LIVESTOCK / POULTRY - SPECIES & LOCATIONS
of Birds in House: None None
of Chickens in Coop: 14

OWNER: JOY BRADSHAW cell: 703-278-8111
ADDRESS: 12345 WILSONVILLE COURT
CHESHAM

EMERGENCY CONTACT: JOY BRADSHAW cell: 703-278-8111
WILSONVILLE NORTH cell: 703-278-8111

WHERE TO PUT "PETS AT HOME" SIGNS AND STICKERS

- Put in several locations to help Animal Responders find your animals.
- For outdoor locations, put in a baggie, a page protector, or laminate.
- Tape sign on a door or in a front window.



KNOW WHEN TO GO and HOW TO REQUEST HELP for YOUR ANIMALS

When you receive an alert from Sheriff, SoCo Alert, CivicReady, or Police:

- **Know your Evacuation Zone!**
- **Evacuation WARNING means Go ASAP.**
If you're not home, call a neighbor to pick up your pets.
- **Evacuation ORDER means Go NOW!**
If you're not able to move your pets, call the Animal Hotline as soon as you are safe.

WHAT IF YOU CAN'T EVACUATE YOUR PETS?

- Don't spend precious minutes searching for your pet or trying to lure him out of hiding. If you can't evacuate your pets for any reason, stay calm, breathe, and get yourself to safety.
- Then, call the Animal Disaster Helpline or Call 2-1-1.
- Be ready to give calm, clear answers about your address, pet descriptions, and other info the call-taker will ask you for.

WHO HELPS THE ANIMALS?

- Learn the Animal Emergency number for your area and keep it in your Emergency Contacts.
- Trained, authorized Animal Responders will check on your pets, care for them, evacuate them if needed, and provide veterinary care if needed.
- Responders will be in touch with you with updates.

How to Request Help for Your Pets

- Call **Animal Emergency Hotline** number.
- You can try 2-1-1 to get an Animal Emergency Hotline number or talk to an interpreter.

HOW AND WHEN TO PREP?

Get Evac - Ready at start of red Flag or other weather alert days.!

- Keep pets indoors, go for walks using a leash or harness.
- Don't forget your pet; Before you leave STOP, BREATHE, REVIEW YOUR CHECKLIST, look around. Pets are often left waiting in their carriers.
- When you're preparing to evacuate, (or go on vacation or to the vet!), put pets in a secure, quiet place, (bathroom, laundry room, etc.), where they can be caught easily, and can't escape during your prep.
- Consider giving calming products or medications if your vet advises them.
- Put nervous or timid pets in their carrier with water, and cover with a sheet or towel while you prepare to go.
- Give toys or treats to distract them.
- Make sure all animals have visible ID.
- Fill your vehicle's gas tank and park outside your garage, facing the street.
- Post a sign in a window with information about animals still at home. Leave a key.



WHAT TO PACK?


- Your **Pet Evacuation-Kit** should include water, food, meds & other supplies for at least for at least 5-7 days. Parasite control 1-2 months.
- Your home home **Pet Emergency Supplies** should include enough food, water, meds, sanitation and other critical supplies for everyone for 2-4 weeks.
- For your destination, or SIP, you need a **folding wire kennel big enough for pet(s) to stand up, lie down, and turn around plus food, water and bed.**



ANIMAL SHELTER-IN-PLACE (SIP) TIPS

If you must leave pets at home, and you have time to do these things SAFELY:

- Leave extra bowls of water and dry food.
- Hide a key
- Close doors and windows, leave some windows unlocked.
- Water around the walls of your house for a few minutes.
- Leave toilet lid up (only if you do not use automatic bowl cleaners!)
- Leave pet food and meds where responders can find them but animals cannot get into them. Tip: The dryer is a great place, or under a BBQ lid.
- Never leave pets tied up.
- When you are safe, call the animal disaster helpline to request care for pets at home inside an Evac Zone.




WHAT OTHER EMERGENCIES SHOULD I PLAN FOR?

- Extended power outages: You'll need to keep yourself and your pet cool and comfortable.
- "Boil Water" Alerts: This applies to pets as well as humans. Have bottled water, unscented bleach and/ or water purification tablets in your emergency supplies. (If you have no gas or electricity, you can't boil water).
- Earthquake: It might take many hours, or even a few days, for roads to open, and much longer for water & power to be restored. Be prepared to be self-sufficient and able to care for your pet.
- If you're unable to care for your pet: Have an Advance Care Directive, and if possible, a caregiver or adopter for your pet.

A FEW MORE IMPORTANT TIPS

- REMEMBER — Everything that makes your home FireSAFE makes it safer for your pets, too!
- If you are calm, your pets will feel calmer, too.
- **Your "pet buddy network" is your strongest safety net.** Reach out to find helpers, practice, and keep your emergency contacts where you can always find them.
- If you live in an Assisted Living or a Senior Community, write the facility name and Manager contact on pet carrier.

Plan, Prepare, and Practice for every scenario that might happen. This will give you greater peace of mind, and is your pet's best protection.



HAVE YOUR OWN "READY TO GO" ITEMS HANDY

- ✓ Water, snacks
- ✓ Sturdy, closed walking shoes
- ✓ Long pants & layered tops
- ✓ Cash, glasses, medications, hearing aid
- ✓ Wipes, masks, sanitizer
- ✓ Phone & charger, laptop, tablet & cables
- ✓ Walker, cane. Scooter should be in your car
- ✓ Important documents

NOTES

Pet ID & Reunification

If you and your pet are separated, good ID, photos, and records will help you reconnect faster and more safely.

Microchipping is the BEST way to help you and your pets reconnect. Report your missing pet to local Animal Services and/or Helpline. Post missing pet info on agency, social media, and local neighborhood social media.

- ✓ Have multiple forms of identification -- and keep them all updated!
- ✓ Collar or harness with pet name and your contact info
- ✓ Microchip
- ✓ Vet records, registrations
- ✓ Personal & emergency contacts
- ✓ Photos of you with your pets
- ✓ Advanced Medical Directive for your pets: What to do and approved expenses
- ✓ Post a sign on window with info about animals inside



Pet Supplies, Go-Kits & Stay-Crates

Supplies and Ready-Kits should be easy to grab and go. Keep them where they are safe and accessible in an extended emergency.

- ✓ Refresh food & medications regularly
- ✓ WATER, FOOD, MEDS:
 - * 5-7 Days if evacuating
 - * 30 Days, if possible, if sheltering in place
 - * Water purification products
- ✓ **PET-SAFE CLEANING PRODUCTS**
 - * Use unscented when possible.
 - * If using alcohol, bleach or hydrogen peroxide products, MUST allow to air-dry COMPLETELY before pet use.
 - * Put newspapers under pee pads for extra cushion and easier cleanup
- ✓ Pet carrier & folding wire cage
- ✓ Vet records, prescriptions and dosage
- ✓ First aid kit, grooming supplies, baby wipes
- ✓ Saline solution or wipes to clean eyes, face, mouth, paws, minor wounds
- ✓ Travel bowls, can opener, fork, plastic lid
- ✓ Cooling pads, ice packs
- ✓ Lightweight blanket, sheet or towel to give pets privacy, security, warmth in crates
- ✓ Kennel pads, poop bags, diapers
- ✓ Newspapers, disposable litter pans & litter
- ✓ Trash bags, rubber gloves, sanitizer
- ✓ Sheets & towels for pet privacy & bedding
- ✓ Calming aids, Thunder Shirts
- ✓ Large pillow case (Makes good temporary carrier for cats, birds, reptiles)
- ✓ Flashlight, charger, radio, batteries
- ✓ Your PPE, cash, glasses, meds

DOG READY KIT

CAT READY KIT

Ready-Kits should be easy to grab and go. Keep supplies where they are safe and accessible in an extended emergency. If you and your pet are separated, good ID, photos, and records will help you reconnect faster and more safely.

- ✓ Have multiple forms of identification -- and keep them all updated!
- ✓ WATER, FOOD, MEDS:
 - * 5-7 Days if evacuating
 - * SIP: Minimum of 14 days
- ✓ Collar or harness with pet name and your contact info
- ✓ Microchip info
- ✓ Vet records, registrations
- ✓ Personal & emergency contacts
- ✓ Photos of you with your pets
- ✓ Carrier or collapsible wire crate
- ✓ Poop bags, diapers
- ✓ Kennel pads
- ✓ Treats and toys
- ✓ Grooming brushes and wipes
- ✓ Extra collars, harness, leash
- ✓ Towels
- ✓ Travel bowls, can opener
- ✓ Flash light and batteries
- ✓ Water purification tablets
- ✓ Your PPE, cash, glasses, meds
- ✓ Advanced Medical Directive for your pets: What to do and approved expenses



- ✓ Refresh food & medications regularly
- ✓ WATER, FOOD, MEDS:
 - * 5-7 Days if evacuating
 - * SIP: Minimum of 14 days
- ✓ Pet carrier & folding wire cage
- ✓ Vet records, prescriptions and dosage
- ✓ Emergency contacts / Pet insurance info
- ✓ Reflective collar, harness, leash
- ✓ First aid kit, grooming supplies, wipes
- ✓ Travel bowls, can opener, fork, plastic lid
- ✓ Cooling pads, ice packs
- ✓ Disposable litter pans & litter
- ✓ Pet-safe disinfectant & cleaning supplies
- ✓ Sheets & towels for pet privacy & bedding
- ✓ Calming aids, Thunder Shirts
- ✓ Treats & toys
- ✓ Large pillow case (Makes good temporary carrier for cats, birds, reptiles)
- ✓ Flashlight, charger, radio, batteries
- ✓ Water purification tablets
- ✓ Your PPE, cash, glasses, meds
- ✓ Advanced Medical Directive for your pets: What to do and approved expenses



IN CASE OF EMERGENCY

ANIMAL
CONTROL

Phone #: _____

**HALTER
Project**

LEADING RESIDENTS TO
SAFETY & PREPAREDNESS

HALTERproject.org

ANIMALS MAY BE INSIDE THE HOUSE, BARN, OR COOP



_____ of **DOGS**

Names: _____

_____ of **CATS**

Names: _____



BARN/OUTSIDE -- CATS, DOGS




of Cats _____

of Dogs _____

of Other _____

LIVESTOCK / POULTRY -- SPECIES & LOCATIONS





OWNER: _____ CELL: _____

ADDRESS _____

EMERG. CONTACT: _____ CELL: _____

PET(S) INSIDE

DO NOT

OPEN DOOR

PET(S) NAME(S) & INFO:

PET EMERGENCY PLAN

For Pet Owners, Caregivers, and Pet Sitters

Keep your pet Disaster Plan with your other important documents

Pet's Name: _____

Pet's Description: _____

Medical Information

Veterinarian's Name: _____

Address: _____

Email: _____ Phone: _____

Pet Allergies: _____

Special Diet Needs: _____

Pet's Medications and Doses

Medication: _____ Dose: _____

Medication: _____ Dose: _____

Attach copies of pet's vaccination records and a photo of your pet to this plan

Emergency Sheltering Information

For public health reasons, many emergency shelters cannot accept pets. Identify 2 hotels/motels that accept pets in your area for short-term emergencies and 2 long-term pet boarding options. Long-term options could include boarding kennels, veterinarians, and animal shelters.

Hotels/Motels:

Name: _____ Rate: _____

Address: _____ Phone: _____

Name: _____ Rate: _____

Address: _____ Phone: _____

Boarding Options:

Name: _____ Rate: _____

Address: _____ Phone: _____

Name: _____ Rate: _____

Address: _____ Phone: _____

Update your Pet Disaster Plan, Ready Kit, and emergency supplies once a year.



Advance Health and Final Care of Pets

In the event of my death, or incapacity to act,
I want the following plan for the care and safety
of my pet(s) to be implemented.

**HALTER
Project**
www.HALTERproject.org

Pet's Name	Species	Age	Gender

I would like my pet(s) to be:

- Placed in an appropriate home by this rescue organization:
 - _____
 - A copy of this document is on file with this organization.
- Surrendered to the SPCA, local humane society, or pet rescue organization
 - A copy of this document is on file with this organization.
- Euthanized, cremated, buried/remains disposed of with me, as mine.
- Placed with family or friends, as listed below.
 - Each person named has a copy of this document.

Name	Address	Phone	Relationship

Veterinarian Information

Name _____ Phone _____

Address _____

City _____ State ____ Zip _____

- A copy of this document, and my pet(s) records are on file with my veterinarian.

Pet Owner Signature _____ Date _____

Witness _____ Date _____