

**WEST HENNEPIN PUBLIC SAFETY DEPARTMENT
BOARD OF COMMISSIONERS
Tuesday, July 12, 2022
7:00 a.m.
WHPS Conference Room**

AGENDA

1. Call to Order
2. Additions to the Agenda

******Consent Agenda******

All items listed under Consent Agenda are routine by police commissioners and will be acted on by one motion. There will be no separate discussion on these items. If discussion is desired, that item will be removed from the Consent agenda and will be considered separately.

- a) Approval of April 12, 2022, Police Commission Minutes
 - b) Review of April, May, and June 2022 Activity Reports
 - c) Review April, May, and June 2022 Claims
 - d) Review of 2022 YTD Budget and Cash Asset Report
 - e) Review of 2022 Accrued Vacation/Comp/Sick Time
3. Items of Interest-Community Events
 4. 2023 Proposed Budget
 5. Closed Session
 6. Highway 12 Updates
 7. MN POST (Police Officers Standards and Training) Board Compliance Review
 8. Internal Promotion Process for a Second Sergeant
 9. Flocks Automated License Plate Recognition System
 10. Fence Working Group
 11. Night to Unite Events August 2, 2022
 12. Police Officer Hiring/Recruitment Process
 13. Accept resignation of Administrative Assistant Stumpf/Hiring process
 14. CrimePreventionFund.org discussion
 15. Next PC Meeting August 10, 2022 @ 7 a.m.
 16. Adjourn

POLICE COMMISSION PACKET

POLICE COMMISSION MEETING

WEST HENNEPIN PUBLIC SAFETY

Tuesday July 12, 2022, 7:00 a.m.

West Hennepin Conference Room

Approval of April 12, 2022, Police Commission Meeting Minutes

Meeting minutes have been included for your review and approval.

April, May, June 2022 Activity Reports

Between January 1 and June 30, 2022, WHPS handled 2,176 incident complaints: 598 in Maple Plain, 1,402 in Independence.

The Criminal Part I and Part II cases for both cities have been highlighted for your review in the attached documents. See attached April, May, and June 2022 Activity Reports/Director's News and Notes for highlighted cases. Director Kroells will highlight a few cases if requested.

Approval of April, May and June 2022 Claims

Remaining December 2021 and April and May 2022 claims are attached for review and approval.

2022 YTD Budget & Cash Asset Report

In reviewing the 2022 Budget vs. Actual reports from January 1 to June 30, 2022, WHPS has received \$1,083,691 or 52.75% in income with expenses of \$1,085,515 or 52.8%. This is a difference of \$1,823.

Balances of other accounts are listed for your review: Crime Prevention \$9,863; Reserves \$5,414; Federal Forfeiture \$31,352; Capital Outlay \$28,281; Severance \$54,505, Military Leave PERA \$23,411.

2022 YTD Accrued Vacation/Comp/Sick Time

The accrued vacation, compensation and sick time reports are attached for review.

Items of Interest/Community Events

- \$500-dollar donation to WHPS from Crime Prevention Association
- \$1,000 dollar donation from Independence resident for WHPS Crime Prevention Program.
- Officers attended a refresher course in May for Regional Response to Active Shooter
- Officers attended training for West Command Mobile Field Force regarding civil unrest
- UASI Training reimbursement \$2,720 received for mobile field force members and active shooter training
- Resident thanked Officer Howes for traffic enforcement on County Road 90
- 2022 case review for West Metro Drug Task Force
- Death investigation review and CISM follow up
- McGarry's fundraiser for WHPS and Maple Plain Fire
- West Hennepin PSD was third safest city in Minnesota in 2022

[Minnesota's 20 Safest Cities of 2022 | Safe Wise](#)

[2023 Budget Proposal](#)

Included in the packets is the 2023 Budget Proposal completed by Director Kroells. As you review the budget you will see an increase of 12.3% for West Hennepin Public Safety Department. City of Independence will see a 13.37 increase, while Maple Plain is 9.97%. See attached packet for further details.

[Director Kroells is requesting a closed session](#)

[Highway 12 Updates](#)

Construction of Highway 12 at County Road 92 continues to be in full swing. It is projected to be completed in late fall 2022 with the opening of through traffic on Highway 12 in mid-September. WHPS continues to work closely with our partners from MnDOT, Hennepin County, City of Independence and City of Maple Plain to coordinate a safe and hassle-free detour for 2022. WHPS continues to attend weekly construction meetings to keep both cities informed. To stay informed go to the following website and sign up to receive e-mail updates: www.hennepin.us/county-road-92safety.

The design phase for Highway 12 from County Road 90 to Delano is still moving forward with KLJ and MnDOT leading the project. We are waiting on their official update and funding plan.

The Highway 12 Safety Coalition continues to meet and discuss safety improvements for Highway 12. They continue to meet on the first Thursday of every other month at 3:00 p.m. at Delano City Hall. We met on July 7, 2022, to discuss a variety of topics concerning Highway 12. Our next meeting is set for September 1, 2022.

[MN POST Board Compliance Review](#)

On April 18, 2022, Director Kroells met with the MN POST Board regarding a training compliance review of all officers at WHPS. Attached is the memo from the MN POST Board indicating WHPS successfully passed the compliance review.

[Internal promotional process for an additional Sergeant](#)

WHPS has completed the internal process for promoting a second sergeant in preparation for succession planning regarding our current sergeant position. I am recommending Officer Jon Howes be promoted to Sergeant effective August 1, 2022. See attached memo.

[FLOCKS ALPR \(Automated License Plate Recognitions System\)](#)

WHPS is still moving forward with our partnership with Flock ALPR and the Orono Police Department and Wayzata Police Department for installation of ALPR in our areas. We were in the final steps for installation of cameras along County Road 6 in Independence. Hennepin County requires a permit to place these cameras in the right of way of a Hennepin County Road, which caused many questions to be asked as to why ALPR are needed and what do they do? So far Hennepin County has denied our permits to place our ALPR within the right of way of a county road on a technical aspect that we are currently working on. We have resubmitted our application to clear up the two issues of certification of "break a way pole" and placement on a road over 40 mph. MnDOT has not responded regarding our permit to install ALPR on Highway 12 at this point

A policy is required regarding Automated License Plate Recognition System (ALPR). Director Kroells has included the new policy regarding ALPR and is seeking approval of policy 425. See attached policy.

Hennepin County Fence Working Group

As discussed at our last police commission meeting the Hennepin County Chiefs of Police Association and Crystal Public Works Director Mark Ray have been developing plans for a county-wide and statewide equipment sharing agreements regarding anti-scale fencing readily available for deployment due to civil unrest. This group had requested 5 million dollars from the state legislature to assist with funding. This funding was denied which brings us back to our original discussion regarding the costs and training to join the Hennepin County Fence Working Group. As a reminder WHPS would need to add an additional \$6,000 dollars for the annual budget to join this group. Currently the deadline to join the organization is September 2, 2022. It also requires both cities to provide public works staff to join the fence deployment team and join the Statewide Public Works Mutual Aid Pact. As of June 1, 2022, eight cities have joined the Fencing Consortium out of the fifty-three cities that provided fencing plans for their facilities. Currently, I am not recommending either city joining this Fence Working Group JPA. See attached PowerPoint talking points.

Night to Unite Events

WHPS has been working with Maple Plain and Independence residents to locate block party captains to organize Night to Unite festivities in their neighborhoods. This year Night to Unite events are scheduled for Tuesday, August 2, 2022, from 5:00 to 9:00 p.m. Once the block parties have been confirmed a detailed list will be provided to both city councils. As a reminder, WHPS Officers, WHPS Reserves, city staff, Maple Plain Fire and Loretto Fire attend all block parties to provide crime prevention messages and socialize with our citizens. Officer Cody Thompson has been heading up these events.

Police Officer Hiring Process

West Hennepin Public Safety has been short staffed one full time police officer since March 1, 2022. Director Kroells is seeking approval to advertise and recruit to fill any open positions that may occur due to retirement and other means beyond our control over the next nine months. Due to the current job market for police officers, I am anticipating a low number of applications due to the numerous job openings in the metro area for police officers. To keep competitive with other agencies I am going to expedite the hiring process for lateral transfers and or new hires once a hiring list has been established.

Accept Resignation of Administrative Assistant/Hiring Process

It is with great regret Administrative Assistant Eva Stumpf has put in her resignation for her position effective July 31, 2022. I have accepted her resignation. To find her replacement, the list of candidates from our hiring list five months ago was reviewed. We were fortunate the next candidate on the list was available. I conducted an interview with this candidate on July 6, 2022. The candidate has exceptional experience as she is currently performing the same duties in another police agency. I did not want to lose the opportunity at a top candidate, so I provided her a conditional job offer based upon approval from the police commission and a successful psychological exam and a background check. I am requesting approval for this candidate to be hired pending the conditional offer. Her anticipated start date would be August 1, 2022.

[CrimePreventionFund.org request to service WHPS area](#)

In 2018 West Hennepin Public Safety Department was approached by CrimePreventionFund.org a non-profit 501(c)(3) charitable organization established in 1987. They currently service the Minnetrista and Orono Police Departments and would like to expand to include West Hennepin Public Safety Department. Board of Director Craig Anderson presented his request to West Hennepin Police Commissioners on April 17, 2018. At that time the police commission elected not to join the organization.

Since that time, I have continued to receive an open invitation for West Hennepin Public Safety Department to join their crime prevention organization with Orono and Minnetrista Police Departments. As you can see from the recent 500-dollar donation provided to West Hennepin PSD this past month they are still interested in us joining their crime prevention organization.

The basic concept of the crime prevention organization is the board of directors handles all donations and will do all the necessary funding raising for WHPS, Orono, and Minnetrista. Once a base of funding is established in WHPS' area I can make requests for non-budgeted items and seek approval for these items. Currently WHPS does not participate in any active fundraising for our Crime Prevention account. The Crime Prevention account is mostly funded by private donations at this point. Changes in state law has all but abolished the DWI vehicle forfeitures that actively funded our crime prevention account over the past two decades.

My request to the police commissioners is something you would like WHPS to discuss further or is the police commission not interested in joining this crime prevention organization.

**WEST HENNEPIN PUBLIC SAFETY DEPARTMENT
BOARD OF COMMISSIONERS
Tuesday, April 12, 2022
7 a.m.
West Hennepin Public Safety Conference Room**

MEETING MINUTES

1. Call to Order.

Pursuant to due call and notice thereof, a regular meeting of the West Hennepin Public Safety Board of Commissioners was called to order at 7 a.m. by Chairperson Julie Maas-Kusske.

Present in Person: Commissioner Mayor Julie Maas-Kusske, Commissioner Mayor Marvin Johnson, Commissioner Lynn Betts, Commissioner Mike DeLuca, Director Gary Kroells, Recording Secretary Kim Curtis

Others Present: Maple Plain City Administrator Clarissa Hadler, Independence City Administrator Mark Kaltsas

Absent: None

Guest: Andy Berg, Abdo Solutions, WHPS Officers Shawn Ebeling

Motion by Maas-Kusske, seconded by DeLuca, to approve the April 12, 2022, Police Commission agenda. All voted aye. Motion carried.

2. 2021 Audit Presented by Abdo Solutions

Director Kroells introduced Berg who performed West Hennepin Public Safety's (WHPS) 2021 financial audit on February 3 and 4.

Berg summarized the audit for the commissioners, noting the total fund balance increased in 2021 by \$23,000. He explained that 'Reserves in Kind' means hours donated by Reserve Officers and clarified the difference between spendable and non-spendable. One significant finding was WHPS' internal control over financial reporting in which WHPS relies on the auditor to prepare its financial statements. His office also completed the MN Legal Compliance and there were no major findings. Overall, he felt the end result was a clean audit and it went very well.

Motion by Johnson, seconded by DeLuca, to accept the 2021 audit presented by Berg. All voted aye. Motion carried.

Reports

3. Approval of January 11, 2022, Police Commission Minutes

Motion by Johnson, seconded by Betts, to approve the January 11, 2022, meeting minutes. All voted aye. Motion carried.

4. Review of January, February and March 2022 Activity Reports

From January 1 to March 31, 2022, West Hennepin Public Safety (WHPS) handled 897 incidents: 283 in Maple Plain and 614 in Independence. There were no questions or comments regarding the activity reports.

Motion by Betts, seconded by DeLuca, to approve the January, February and March 2022 Activity Reports. All voted aye. Motion carried.

5. Review of Remaining December 2021 and January, February and March 2022 Claims

There were no questions regarding the claims.

Motion by Johnson, seconded by Betts, to approve the remaining December 2021 and January, February and March 2022 claims. All voted aye. Motion carried.

6. Review of 2021 YTD Budget and Cash Asset Report

In reviewing the 2022 Budget vs. Actual reports through March 31, 202, WHPS has received \$586,102 (28.53%) and spent \$622,153 (30.29%) in expenses. This is a difference of -\$36,050, subject to audit.

Balances of the other accounts are: Crime Prevention \$8,361; Reserves \$5,413; Capital Outlay Fund \$29,613; Severance \$54,505; Military Leave PERA \$23,411, Forfeiture \$31,352. WHPS' portion for Military Leave PERA grows 5% each year. The officer who was on military leave returned to work at WHPS in January, 2022. He has five years to request it. It would be to WHPS' benefit if he would. It's unknown if he will due to a family medical issue. There were no questions of the 2022 YTD budget and cash asset report.

Motion by Betts, seconded by DeLuca, to approve the 2022 YTD Budget and Cash Asset Reports, subject to audit. All voted aye. Motion carried.

7. Review of 2022 Accrued Vacation/Comp/Sick Time

The accrued vacation, compensation and sick time reports were reviewed.

Motion by Johnson, seconded by Maas-Kusske, to approve the vacation, comp and sick time reports. All voted aye. Motion carried.

8. Items of Interest-Community Events

The following items were reviewed:

- Multiple thank you treats provided to our officers for their service by residents

- West Hennepin was voted the 3rd safest city in Minnesota by Safewise: Attached is the link to view <https://www.safewise.com/blog/safest-cities-minnesota/>
- WHPS staff attended multiple meetings and an open house on Feb 17 to discuss Serenity Village Treatment Center being proposed in Maple Plain.
- Weekly Citizens Police Academy courses being taught by WHPS officers February 17-April 7
- Thank you card for Officer Thompson helping a resident with his wife and medical condition
- 2022 Citizens Police Academy Graduating class

9. Additions to the Agenda

None.

Old Business

10. Highway 12 Safety Coalition

Construction at Highway 12 and County Road 92 begins next Monday, April 18, 2022, and should be completed by fall of 2022. The detour Highway 12 will be like the 2021 detour; however, Highway 12 will not be closed east of Maple Plain.

Westbound Highway 12 traffic will be able to continue through Maple Plain but a full road closure at County Road 90 will detour traffic north or south on County Road 90. The goal is for traffic on County Road 90 to come into Maple Plain for the local businesses. The base of the bridge on both sides of Highway 12 is currently being worked on. Hennepin County, not MnDOT, is leading this project.

WHPS and Independence City Administrator continue to attend design meetings with KLJ and MnDOT for Highway 12 from County Road 90 to Delano. A second open house was held virtually on March 9, 2022 and an online survey regarding the design is being evaluated.

The Highway 12 Safety Coalition continues to meet the first Thursday of every month at 3 p.m. at Delano City Hall or virtually. The last meeting was held March 3, 2022, and the next one is scheduled for May 5, 2022.

11. New Administrative Assistant

New Administrative Assistant Eva Stumpf began February 16, 2022. She is in training and doing very well. Eva came from Wright County where she worked as a 911 dispatcher for four years. She is learning to do suspense files and background checks for permit to purchase applicants. Eva will learn to fingerprint people, which will free up the officers from having to come into the office to do it and she will eventually be in charge of the evidence room.

12. Body Camera Update

All WHPS officers have been equipped with body worn cameras and went live March 1, 2022. The cameras are working well and the officers appreciate having them. WHPS is

working on upgrading the software program in order to redact videos. A new computer was purchased due to the increase in videos and was installed last week.

13. Military Deployment Update

After being down one full time officer for 18 months, the WHPS officer who was deployed returned to full duty on January 18, 2022. He completed a two-week re-integration program. WHPS officers have been able to go back to a normal schedule.

14. 2022 Citizens Police Academy

WHPS' Citizens Police Academy graduated on April 7, 2022. A gathering was hosted that night for the 12 participating students. Officer Jon Howes coordinated this year's academy. A lot of positive feedback from the students was received.

15. Animal Impounds

March 1, 2022, an animal impound contract began between WHPS, Medina, Orono and Minnetrista with Oak Ridge Kennels and the City of Monticello. WHPS will pay the annual fee as one agency so Maple Plain and Independence do not have to have separate contracts, which would cost more money. The fee is not something that was budgeted for in WHPS' 2022 budget. After paying the annual fee, WHPS will invoice Maple Plain and Independence for reimbursement. Both cities will be responsible for the daily boarding fees of animals impounded at Monticello Animal Shelter. If WHPS doesn't need to use Oak Ridge Kennels, it will get out of the contract and take dogs to the Monticello Animal Shelter.

16. New Investigator Vehicle Purchased

A 2022 Dodge Durango was ordered under the state bid from Waconia Dodge for a new investigator vehicle. On March 1, 2022, Chrysler emailed all government agencies advising they were not honoring any vehicles ordered in 2022 and they were canceling our order. In looking at used vehicles, WHPS found and purchased a 2019 Jeep Grand Cherokee with 11,000 miles on it from Ryan Chevy in Buffalo for \$36,629. It is getting set up at Action Radio and when finished, the current investigator vehicle, squad 66, a 2012 Dodge Durango, will be sold at auction. WHPS hopes to get \$5,000-\$8,000.

New Business

17. Pay Equity Review for WHPS Officers Presented by Officer Shawn Ebeling

While reviewing WHPS' current hiring practices and pay scales, a pay discrepancy between law enforcement officers in the metro area was discovered. Large pay increases are being seen throughout the metro area because cities are struggling to retain and recruit officers. A public safety bill, SF 2673, is being discussed in the state legislature by the Judiciary and Public Safety Finance and Policy Committee. It's unclear if the bill will pass but if it does it will include 70 million for law enforcement agencies for retention and recruitment.

WHPS Officer Shawn Ebeling presented a Compensation Review for 2022 that he prepared. There was much discussion by the commissioners. All feel retention of is very important. One discrepancy in the presentation was pointed out. Officer Ebeling will forward a corrected copy to the commissioners for them to bring back to their city councils for review and discussion.

18. MN POST (Police Officers Standards and Training) Board Compliance Review April 18, 2022

On April 18, 2022, a MN POST Board representative will conduct a training compliance review of WHPS officers. All training records will be reviewed for use of force, emergency vehicle operations, defensive tactics, firearms qualifications and required policies through state law. WHPS' hiring process for the last three hired police officers will be audited. Director Kroells will handle this audit and report the results to the police commission at the next meeting.

19. 2021 Annual Report

The 2021 Annual Report was included in the police commission packets. The commission approved it being put on WHPS' website.

20. Internal Promotion Process for a Second Sergeant

Director Kroells requested permission to move forward with the promotional process of a second sergeant. A job description was included in the commission packets. Candidates will be required to submit a resume and perform a written exam, multiple interviews, a psychological evaluation and a fitness for duty exam. He expects the process to take six weeks and a start date of June 1, 2022. Currently, Sgt. Denneson has indicated he might retire in October or December, 2022. When he does, WHPS will have to hire another police officer. The goal of hiring a second sergeant now and having overlap is so Sgt. Denneson will have time to train the new sergeant in before he retires. DeLuca confirmed this is not a second full time sergeant position. Director Kroells indicated it is succession planning and once Sgt. Denneson retires WHPS will have one sergeant.

21. WHPS Policy Manual Update

Director Kroells made necessary changes and additions to WHPS' policy manual and included them in the commission packets for review. They will be posted after this commission meeting.

A summary of the following policy updates was also included for the commission's review: 303 Control Devices; 306 Officer Involved Shooting and Deaths; 307 Firearms; 308 Vehicle Pursuits; 432 Medical Cannabis; 602 Asset Forfeiture; 1005 Drug and Alcohol-Free Workplace; 1016 Lactation Break Policy/ 1032 Line-of-Duty Deaths.

Motion by DeLuca, seconded by Johnson, to approve the Lexipol policy updates. All voted aye. Motion carried.

22. Flock Automated License Plate Recognition System

WHPS is looking into a pilot project with Flock Safety, an automated license plate reader company. They provide solar powered, motion activated stationary cameras that log license plate numbers, run them through the National Crime Information Center (NCIC) and take photographs of the rear of the vehicle. Data collection is 24/7 with a 30 to 60-day retention period. It is then purged to meet state statute. Officers would access the data from their squad cars through a web browser that is self-managed, meaning it doesn't go through Hennepin County Dispatch.

WHPS, Orono and Wayzata Police Departments are seeking to partner with each other to place several of these cameras along Highway 12. The cameras would be leased from Flock Safety for an annual cost of \$2,500 per camera. WHPS would lease two cameras, Orono Police Department would lease three and Wayzata Police Department would lease two. With the commission's approval, WHPS will move forward with this project.

An Automated License Plate Recognition System (ALPR) policy will be required and is currently being developed between the three participating agencies. It will be provided later to the police commission. A link to the Flock Safety camera system was provided to the commission in their packets.

Motion by Maas-Kusske, seconded by Johnson, for WHPS to purchase two cameras. All voted aye. Motion carried.

23. International Chief of Police Conference Approval

Director Kroells asked the commission's permission to attend the International Director of Police Conference that will be held in Dallas, TX, October 15-18, 2022. Funding was budgeted for this training. The estimated cost is \$2,000.

Motion by Johnson, seconded by Betts, for Director Kroells to attend the International Chief of Police Conference. All voted aye. Motion carried.

24. Fence Working Group

In reviewing after action reports regarding civil unrest over the last two years, a significant lesson learned is the rapid deployment of protective fencing around law enforcement and government facilities. Hennepin County Directors of Police Association and Crystal Public Works Director Mark Ray have been working to develop plans for anti-scale fencing readily available for deployment. A Fence Consortium Quick Facts sheet was included in the commission packets that provides an overview of this Fence Working Group and current legislation H.F. 4746, regarding funding. The next step is a multiple joint powers agreement. WHPS' annual cost would be \$4,900 or one half of that if H.F. 4746 passes.

25. Closed Session


Motion by Maas-Kusske, seconded by Betts, to go into a closed session at 9:13 a.m. All voted aye. Motion carried. At 9:21 motion by DeLuca, seconded by Johnson, to come out of the closed session. All voted aye. Motion carried.

26. Next Police Commission Meeting July 12 (Budget), 2022 @ 7 a.m.

The next scheduled police commission meeting will be held July 12, 2022, 7 a.m. in WHPS' conference room. This will be a budget meeting.

27. Adjourn

Motion by Betts, seconded by Johnson, to adjourn. All voted aye. Motion carried. The meeting adjourned at 9:22 a.m.

Date: May 10, 2022
To: Public Safety Commissioners
City of Independence Council Members
City of Maple Plain Council Members
From: Director Gary Kroells 
SUBJECT: April 2022 ACTIVITY REPORT



The purpose of this report is to give the reader a quick overview of the activities of the Public Safety Department each month. It also compares monthly and year-to-date information to the reader.

The report is broken down into five categories, as defined by the Criminal Justice Reporting System.

CRIMINAL-- Criminal is broken down into Part I and Part II crimes.

Part I includes crimes against persons versus crimes against property; criminal homicide, forcible rape, robbery assault, aggravated assault, burglary -breaking or entering, larceny-theft, larceny analysis, motor vehicle theft and arson.

Part II includes other assaults, forgery and counterfeiting, fraud, embezzlement, stolen property, buying, receiving, possession; vandalism, weapons, carrying, possessing, etc.; prostitution and commercialized vice, sex offenses; drug abuse violations, gambling, offenses against the family and children, driving under the influence, liquor laws, drunkenness, disorderly conduct, vagrancy, all other offenses, suspicion, curfew and loitering laws - persons under 18; and runaways - persons under 18.

TRAFFIC-- Includes violations of the road and driving laws.

PART III-- Lost and Found: Includes lost and found persons, animals, and property, and stalled and abandoned vehicles.

PART IV-- Casualties: Includes all motor vehicle accidents, boating, and snowmobile; public home occupational accidents, fires, suicides, sudden deaths, burning permits, and burning violations.

PART V-- Miscellaneous Public: Includes open doors, gun permit applications, suspicious activities, animal complaints, motorist assists, alarm calls, parking complaints, house checks, driving complaints, civil matters, family disputes, department assists.

The balance of the report shows the total number of incidents handled, miles driven and how the Public Safety Department received calls. If anyone should desire more detailed statistical data, please contact my office.

Monthly Activity Report April 2022

Offense	This Month	Same Month Last Year	This Year To Date	Last Year To Date
City Of Independence				
Criminal	3	10	21	32
Traffic	93	74	319	312
Part III	4	11	17	22
Part IV	25	23	115	112
Part V	97	85	364	386
Total City of Independence	222	203	836	864
City Of Maple Plain				
Criminal	6	3	24	39
Traffic	42	32	110	123
Part III	3	5	6	13
Part IV	24	20	83	80
Part V	49	51	184	202
Total City Of Maple Plain	124	111	407	457
Grand Total Both Cities	346	314	1,243	1,321
TZD	40	0	40	4
Agency Assists	12	20	64	57
Total ICR Reports	398	334	1,347	1,382
How Received				
Fax	6	15	32	56
In Person	5	14	43	73
Mail	1	5	6	11
Other	2	3	7	5
Phone	25	34	114	130
Radio	166	134	556	531
Visual	152	108	468	466
Email	24	21	75	105
Lobby Walk In	17	0	74	5
Total	398	334	1,375	1,382

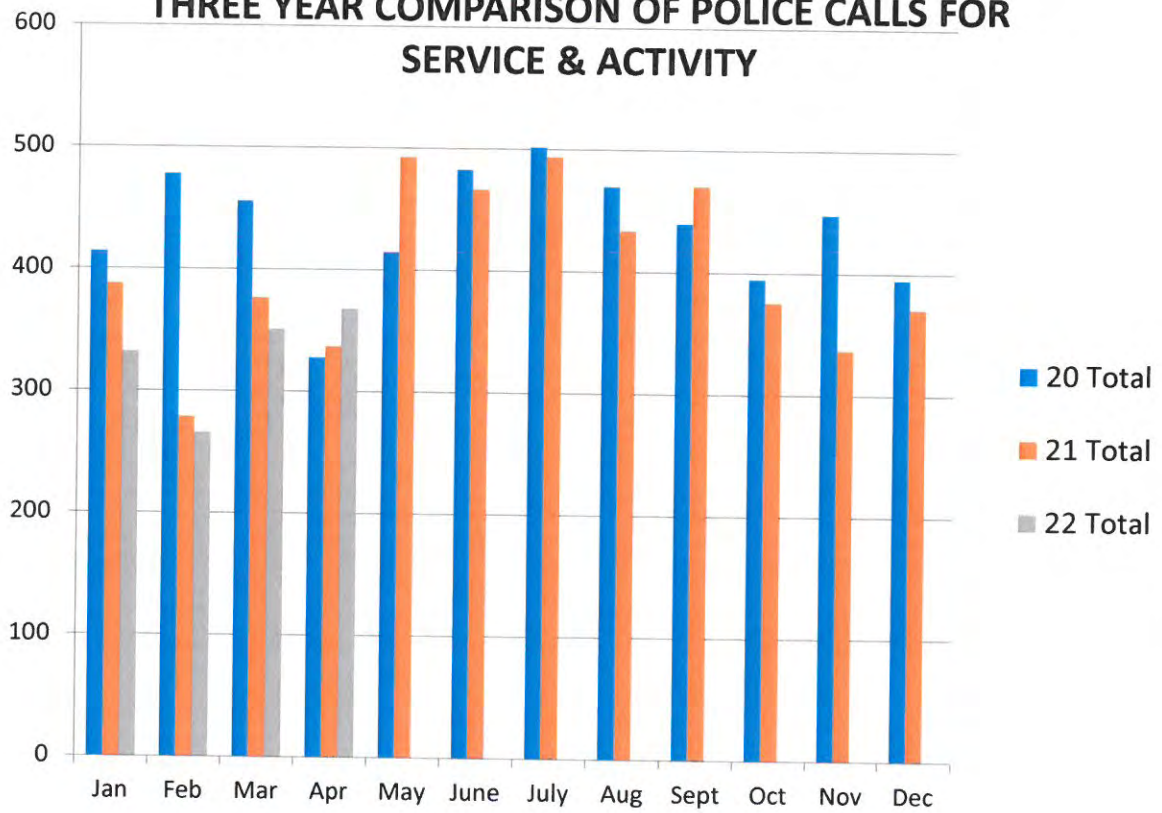
April 2022 Part I & II**City of Maple Plain Grid #'s 1-2**

AGN	ICR	Title	Create Date	Grid #	Reported Date	MOC range
WHPS	22000985	Stolen Vehicle - Unfounded	4/1/2022	1	4/1/2022	TC150
WHPS	22001365	DWI - 4TH Degree	4/29/2022	1	4/29/2022	JGW01
WHPS	22001371	Car Theft	4/30/2022	1	4/30/2022	TA150
WHPS	22001010	Theft/Rpt / FOUND	4/4/2022	2	4/4/2022	TRO29
WHPS	22001186	Burglary/Rpt	4/15/2022	2	4/15/2022	B2464
WHPS	22001248	Police Investigation	4/20/2022	2	4/20/2022	X1400

April 2022 Part I & II**City of Independence Grid #'s 3-5**

AGN	ICR	Title	Create Date	Grid #	Reported Date	MOC range
WHPS	22001177	Theft Report	4/15/2022	3	4/15/2022	TN025
WHPS	22001222	Sexual Assault Report	4/18/2022	3	4/18/2022	L5017
WHPS	22001098	Narcotics Arrest	4/9/2022	5	4/9/2022	DH5CO

THREE YEAR COMPARISON OF POLICE CALLS FOR SERVICE & ACTIVITY



DIRECTOR'S NEWS & NOTES

WEST HENNEPIN PUBLIC SAFETY
April 2022 Activity Report

Year to Date Activity Report

At the end April 30, 2022, West Hennepin Public Safety (WHPS) handled year-to-date a total of 398 incident complaints: For the month of April; 222 incidents occurred in the City of Independence and 124 in the City of Maple Plain.

The Criminal Part I and Part II cases for both cities have been highlighted for your review on the attached documents.

Recent Highlighted Cases:

- Civil
April 1 1200 block of Townline Road, Independence. Male came into the public safety office and made a report that he purchased coins on-line and never received them. The coins were American Silver Eagles, total value of coins was estimated to be over \$4,000. The male party stated that he was tracking the package and it was last known to be in Las Vegas. Officer advised the male to also report the incident to the Post Office.
- Overdose
April 1 4900 block of Main Street, Maple Plain. Officer dispatched to a report of an overdose. Officer arrived on scene with Maple Plain Fire. Officer entered the home and found a female performing CPR on a male party in the living room. Officer noticed a small amount of white powdery substance on the coffee table in the living room. Female admitted to smoking some of the powder with the male party and stated it was Fentanyl. Maple Plain Fire took over CPR and provided Narcan. North ambulance arrived on scene shortly after male became conscious. Male party was transported by North Ambulance to Methodist Hospital.
- Animal Complaint
April 1 5200 block of Bryantwood Drive, Maple Plain. Officer received a report of a cat in a sewer drain. Officer arrived on scene and met with the animal owner. Officer and owner attempted to get the cat out of the sewer drain using cat food. Officer advised People Services for further assistance. People Services arrived on scene and turned on the hydrant and the water motivated the cat to move out of the sewer. Animal was safely returned to their owner.
- Unconscious
April 2 1500 block of Howard Ave, Maple Plain. Officer dispatched to a report of an unconscious male. Officer arrived on scene to find a male who looked clammy and grey but blood pressure, O2 stats and pulse were okay. North Ambulance arrived on scene and conducted an assessment. Male party was not transported by EMS.
- Verbal Domestic
April 6 1400 block of Meadow Lane, Maple Plain. Officer dispatched to a report of a possible verbal domestic. Dispatch advised officer that they could hearing a female yelling. Officer responded and contacted the female party at the residence. Female denied any physical assault and stated her son suffers from mental health issues and they both got into an argument over food. Officers advised parties to separate for the night and provided the female resources in case she needs further assistance in the future.
- Overweight Truck

April 8 7000 block of Turner Road, Independence. Officer dispatched to a report of an overweight truck. Officer arrived on scene and located the tractor-trailer with a large skid loader. Officer weighed the tractor-trailer which exceeded weight limitations. Drive was issued a written notice. Spring road restrictions are in effect on city streets until further notice. These restrictions help minimize the damage to the road caused by heavy vehicles.

Suspicious Act

April 8 1200 block of Town Line Road, Independence. Officer dispatched to a report of a suspicious person walking by the railroad tunnel. Reporting person believed it was a squatter living in the area. Officer arrived on scene and spoke with the male party. The male party stated he was staying at a local motel. Officer then advised male to leave the area.

Suspicious

April 9 700 block of Copeland Road, Independence. Officer dispatched to a report of a suspicious vehicle in a parking lot. Officer arrived on scene and contacted the occupants. Occupants stated they were returning from a wedding and stopped to smoke a cigar. Officer witnessed a fresh smoked cigar in the vehicle and advised the parties the parking lot was private property and they needed to leave.

Grass Fire

April 9 7800 block of Turner Road, Independence. Officer dispatched to a report of a grass fire at a residential property. Officer arrived on scene and spoke with homeowners who stated they were trying to burn a small brush pile when the pasture started on fire. Maple Plain Fire arrived on scene and extinguished and saturated the pasture. No damage to any structures were found. Burning restrictions are in place until further notice. The DNR will issue variance burns for prescribed burns and cases of financial hardship.

Theft

April 9 5900 block of Main Street, Maple Plain. Officer dispatched to a report of phone scam. Reporting party stated they were called from someone claiming to be from Xcel Energy and were advised that they were 3 months behind on payments. Reporting party followed the caller's direction to provide credit card and driver's license information. Reporting party paid the caller over \$800. Shortly after, the reporting party realized they may have been scammed and contacted Xcel to confirm it was not them. Xcel confirmed that it was not them and advised the party to report it to their credit card company as fraud. Officer provided the party with resources and advised them on how they can better protect and monitor their accounts.

Overweight Truck

April 11 3700 block of Independence, Independence. Officer dispatched to a report of an overweight truck. Officer arrived on scene and spoke with the driver who stated he recently emptied his truck. Upon further discussion, the truck was found to be overweight prior to emptying. Officer issued the driver a verbal warning and educated the driver on weight restrictions.

Theft from vehicle

April 12 1200 block of County Road 19, Maple Plain. Officer dispatched to a report of a catalytic converter theft. Officer met with owner of the vehicle and collected photos of the damage. Owner does not know anyone who may have taken the catalytic converter. Officer advised owner of home security options. This report is still under investigation.

Check Welfare

April 12 1500 block of Howard Ave, Maple Plain. Officer dispatched to a check welfare on a female who seemed confused and reported to be suffering from mental and physical health issues. Officer arrived on scene and after speaking with the female party, it was determined that the female did not seem to be confused to the point of concern. Officer also made note that her residence looked orderly and there was food in the refrigerator. Officer cleared.

Alarm

April 12 5900 block, of Henry Street, Maple Plain. Officer dispatched to a report of a residential alarm. Homeowners advised dispatch that no one should be at the residence. Officer arrived on scene and observed the garage service door open. Officer did not see any signs of forced entry.

Officer went into the garage and found the inner door to the house was secure. Officer locked the service door and advised the homeowner of his findings.

Civil

April 12

4800 block of Perkinsville Road, Independence. Officer advised of a civil complaint at a residence. Officer contacted the homeowner who was requesting vehicles be removed from his property that did not belong to him. Officer recalled that when he was last at the residence the vehicle owner and the property owner made an agreement that the vehicles would be removed in 28 days. The Officer noted that the 28-day deadline had not expired, and the owner of the vehicles still had time to remove the vehicles off the property. Officer advised homeowner to contact him if any further problems arise.

Medical

April 13

4800 block of Gateway Boulevard, Maple Plain. Officer was dispatched to a medical at Haven Homes. Officer arrived on scene with Maple Plain Fire. Male patient was clammy, had low blood pressure and high blood sugar. Patient was transported by North Ambulance.

Medical

April 13

3600 block of Ihduhapi. Officer was dispatched to a possible anxiety attack. North Ambulance responded and took over patient care. A transport decision was not determined when officer cleared.

Medical

April 14

1500 block of Howard Ave, Maple Plain. Officer dispatched to an allergic reaction. Officer arrived on scene and spoke with patient who stated she was having an abnormal reaction to her medication. North arrived and transported patient.

Police Assist

April 14

5800 block of Three Oaks Avenue, Maple Plain. Officer dispatched to a report of a resident who received several unsolicited offers to buy their home. Officer advised this is a common issue and to discard the offers.

Burglary

April 15

1400 block of Budd Avenue, Maple Plain. Officer dispatched to a report of a burglary. Suspected entered through the unlocked door and stole multiple power tools. This case is under investigation.

Traffic Complaint

April 15

County Road 92 and County Road 11, Independence. Office dispatched to a traffic complaint for a vehicle that could not maintain their lane. Officer found the vehicle and conducted a traffic stop. Driver told officer that he was upset due to an argument he was having with his girlfriend. Officer warned driver about driving when upset and to focus on the road. Officer cleared.

Medical

April 15

4900 block of Perkinsville Road, Independence. Officer dispatched to a report of a 3-year-old who was hit in the head with a baseball bat. The 3-year-old was said to be conscious, breathing and not bleeding. Officer arrived on scene and saw that the child had a large knot swelling on the left side of her head. Officer quickly learned that older brother was behind the child and swung the bat, accidentally hitting her head. North Ambulance arrived on scene and transported to Children's Hospital.

Grass Fire

April 16

100 block of Mcculley Road, Independence. Officer dispatched to a report of a grass fire. Officer arrived on scene with Maple Plain Fire. Homeowner stated that their son was burning his ex-girlfriend's sweater outside when the bushes and grass caught on fire. The fire was not near any structures. Maple Plain fire was able to extinguish the fire. Officers cleared.

Medical

April 17

3900 block of County Line Road, Independence. Officer dispatched to a report of a head injury. Officer arrived on scene and spoke with the female who stated she fell and hit her head. Female patient refused medical treatment. Officer cleared.

Domestic

April 17 County Road 6 and Ingerson, Independence. Officer dispatched to a report of a possible domestic. Witness advised that a male was pulling a female into a vehicle, and it looked like he may be hitting her. Witness provided a vehicle description and plate to the officer. Officers responded to the registered owner's address. Officer spoke with a female at the residence who admitted to the altercation but stated the male never hurt her or threatened her. Female party stated the male brought her home and dropped her off. Female admitted to drinking but did not seem unable to care for herself. Officer contacted the male party who stated he was going to stay at a hotel for the night and return the next morning. Officer cleared.

Animal Complaint

April 18 1400 block of Halgren Road, Maple Plain. Officer dispatched to a report of a dog who was running back and forth on the street almost being struck by different cars. Officer took photos of the dog and put the dog in his squad. Officer took the dog back to the Public Safety office and posted the photos and information on Facebook in hopes the owner would call. The owner called and was able to retrieve her dog from the Public Safety office.

Gas Leak

April 19 2800 block of County Road 92, Independence. Officer received a call that a construction crew hit a residential gas line. Officer was advised it was a small residential line and that it was hit with a hand shovel and was currently leaking. Officer responded to the jobsite. The construction crew contacted Xcel and the repair crew arrived shortly after. Officer cleared the scene.

Medical

April 21 3000 block of Independence Road, Independence. Officer dispatched to a possible stroke. Male patient was complaining of numbness on the left side of his body. Patient was transported by North Ambulance.

Road Debris

April 21 County Road 92 and Turner, Independence. Officer was dispatched to debris in the road. Officer arrived on scene and located a small wooden pallet in the traffic lanes. The pallet was removed, and officer cleared.

Motor Vehicle Crash

April 22 4400 block of County Road 92, Independence. Officer dispatched to a vehicle crash on private property. Officer arrived on scene and spoke with driver. Driver stated they pulled into the property and struck another vehicle that was parked. Officer observed that the property was muddy. Officer printed an crash exchange form and cleared.

Signal Problem

April 23 County Road 6 and County Road 19, Independence. Officer dispatched to a report of signal lights being out due to a vehicle crashing into a power pole. Officer directed traffic and requested Wright Hennepin Electric to respond.

Disorderly

April 24 5100 block of Main Street, Maple Plain. Officer dispatched to a report of a fight. Officer arrived on scene and found an unresponsive but breathing female on the floor. A male party was present with the female victim and stated that he had a physical altercation with another male who was no longer on scene. Female was intoxicated and transported by North. Witnesses advised officers that all parties had been consuming alcohol throughout the night. The case is being investigated.

Welfare Check

April 24 5200 block of Highway 12, Maple Plain. Office dispatched to a welfare check for a male party who had slurred speech and was confrontational with staff. Officer contacted the subject who stated he was upset due to relationship issues. Male was not found to be intoxicated. Officer cleared.

Alarm

April 15 1400 block of Nelson Road, Independence. Officer dispatched to a residential alarm. Officer arrived on scene and noticed the lights were on in the pole barn behind the garage. Officer checked the pole barn, and all seemed in order, no persons present. Officer then went to the

garage and found the service door was unlocked. The garage was also unoccupied. Officer knocked on the house door and there was no answer. Officer called homeowners and advised them of his findings. Officer was later called by the homeowner and thanked for his service.

Medical
April 25

2800 block of Lindgren Lane, Independence. Officer dispatched to a female party unconscious that fell in the road. Officer arrived on scene and found Maple Plain Fire and North Ambulance on scene tending to the patient. Female was walking her dog when another neighbor was walking towards her with her dog. The dogs became excited to greet each other and lunged causing the female to fall to the ground and hit her head. Female was transported by North Memorial Ambulance.

Carbon Monoxide Alarm

April 26

1400 block of Three Oaks Avenue, Maple Plain. Officer dispatched to a report of a CO alarm sounding and one occupant complaining of a headache. Officer arrived on scene with CenterPoint Energy. No gas or CO were found. Homeowner was advised that her detector needed to be replaced. Homeowner refused medical transport for her headache. Officer cleared.

Welfare Check

April 27

3200 block of Lake Haughey Road, Independence. Officer dispatched to a check welfare on an adult female who was making suicidal comments. Officer arrived on scene and spoke to female was upset about a recent break-up. Female stated she was not going to harm herself. Female said she was going to talk to her therapist. Officer then cleared.

Damage to Property

April 28

2000 block of Budd Avenue, Maple Plain. Officer dispatched to a report of two mailboxes that were damage. Homeowner advised that it occurred sometime in the early morning. Officer received pictures of damage and will be investigating.

DWI Arrest

April 29

Highway 12 and Howard Avenue, Maple Plain. Driver Gregg Michael Swenson, 59, of Long Lake provided a breath test, resulted in .145 breath alcohol concentration. Swenson was cited for 4th Degree DWI charges and released to a responsible party.

Car Theft

April 30

Forkless in Maple Plain. Officer was dispatched to a report of stolen vehicle. Owner of vehicle admitted to having the keys in the vehicle. Officer searched the area and did not locate the vehicle. Vehicle was recovered a few days later in the City of Minnetonka. Case is under investigation.

Medical

April 30

5800 block of Three Oaks Avenue, Maple Plain. Officer dispatched to a medical of a female party who was pregnant and feeling ill. Officer arrived on scene and waited with the patient until North Ambulance arrived on scene and transported to Ridgeview Hospital.

140 contacts of citations, verbal and written warnings were issued for traffic and equipment violations.

West Hennepin Public Safety

Cash Assets

As of June 30, 2022

	<u>Jun 30, 22</u>
ASSETS	
Current Assets	
Checking/Savings	
West Hennepin Public Safety	
1700 · Cash designated for Severance	54,505.71
1701 · Capital Improvement Fund	28,281.12
1704 · Military PERA Designation	23,411.43
West Hennepin Public Safety - Other	263,112.29
Total West Hennepin Public Safety	<u>369,310.55</u>
Total Checking/Savings	<u>369,310.55</u>
Total Current Assets	<u>369,310.55</u>
TOTAL ASSETS	<u>369,310.55</u>
LIABILITIES & EQUITY	<u>0.00</u>

West Hennepin Public Safety
Budget vs. Actual - WHPS Main Acct.
 January through June 2022

	<u>Jan - Jun 22</u>	<u>Budget</u>	<u>% of Budget</u>
Ordinary Income/Expense			
Income			
501 · City of Maple Plain	341,604.39	616,894.00	55.38%
502 · City of Independence	727,792.47	1,314,399.00	55.37%
503 · Other Income			
503 A · Burn Permits	2,145.00	1,500.00	143.0%
503 B · Copies	812.25	500.00	162.45%
503 F · Interest	133.63		
503 G · Miscellaneous	0.00	1,000.00	0.0%
503 I · Reimbursed OT	32.60	7,000.00	0.47%
503 O · POST Reimb./State Aid			
503 O1 · State Aid to LE	0.00	94,000.00	0.0%
503 O2 · POST Reimb	0.00	9,000.00	0.0%
Total 503 O · POST Reimb./State Aid	0.00	103,000.00	0.0%
503 P · Sale of Squad Cars	7,340.00	7,000.00	104.86%
503 S · Officer Disability Ins. Reimb.	0.00	3,000.00	0.0%
503 V · Expense Reimbursements			
503 V3 · Other	3,831.47		
Total 503 V · Expense Reimbursements	3,831.47		
Total 503 · Other Income	14,294.95	123,000.00	11.62%
Total Income	1,083,691.81	2,054,293.00	52.75%
Gross Profit	1,083,691.81	2,054,293.00	52.75%
Expense			
101 · Payroll Expenses			
Overtime	0.00	18,000.00	0.0%
101 A · Other Overtime	15,065.59		
101 B · Court Overtime	123.66		
101 C · Reimburseable Overtime	4,451.77		
101 D · Severance Pay	6,517.93		
101 G · Court On-Call	0.00		
101 H · Payroll ACH Fees	83.35		
101 I · Holiday Pay	2,232.09		
101 J · Hourly Salary	5,708.64		
101 M · Investigator Incentive	1,200.00		
101 N · Social Security	3,996.64	9,090.00	43.97%
101 O · Medicare	7,428.99	16,617.00	44.71%
101 T · MFF OT	0.00		
101 · Payroll Expenses - Other	490,221.76	1,135,251.00	43.18%
Total 101 · Payroll Expenses	537,030.42	1,178,958.00	45.55%
103 · PERA			
103 A · WHPS PERA - Police	80,773.30		
103 B · WHPS PERA - Support Staff	4,665.97		
103 · PERA - Other	0.00	187,886.00	0.0%
Total 103 · PERA	85,439.27	187,886.00	45.47%

West Hennepin Public Safety
Budget vs. Actual - WHPS Main Acct.
 January through June 2022

	<u>Jan - Jun 22</u>	<u>Budget</u>	<u>% of Budget</u>
104 · Health Insurance			
104 A · Disability Medical Insurance	17,156.79	34,132.00	50.27%
104 B · Medical Insurance	121,778.75		
104 C · Employer HSA Contributions	33,583.33		
104 D · Benefits Administration Fees	658.03		
104 E · Dental Insurance	8,492.34		
104 F · Life Insurance	2,503.04		
104 G · Short Term Disability	1,474.36		
104 H · Long Term Disability	3,465.57		
104 I · Post-Retirement HCSP	13,910.56		
104 · Health Insurance - Other	-5,680.59	293,317.00	-1.94%
Total 104 · Health Insurance	197,342.18	327,449.00	60.27%
105 · Uniform Expense	6,170.78	9,900.00	62.33%
201 · Telephone	5,137.53	17,500.00	29.36%
202 · Postage	787.10	1,400.00	56.22%
203 · Office/Opr Equip Maintenance	3,214.81	8,600.00	37.38%
204 · Office/Operating Supplies	5,738.66	8,900.00	64.48%
205 · Office Rent & Cleaning	1,147.80	6,400.00	17.93%
206 · Books/Dues/Subscriptions	4,153.95	2,150.00	193.21%
207 · Utilities/Gas/Electric	8,015.61	16,450.00	48.73%
301 · Printing	132.50	1,850.00	7.16%
302 · Communications			
302 A · Computer Support			
302 A1 · RMS Fees	9,850.95		
302 A2 · IT Contracted Services/hdwr/sft	9,747.00		
302 A2a · IT Support & Fees	246.50		
302 A2b · Computer Software	106.46		
302 A2c · Computer Hardware	5,775.83		
302 A2d · Web Hosting/Email Spam Filterin	870.00		
302 A3 · Investigative IT Fees	661.50		
302 A4 · State IT Connection Fees	0.00		
302 A5 · Other Billable Services	1,729.55		
Total 302 A · Computer Support	28,987.79		
302 F · Radios, MDCs	6,945.36		
302 · Communications - Other	0.00	55,450.00	0.0%
Total 302 · Communications	35,933.15	55,450.00	64.8%
303 · Auto Maintenance	13,163.05	18,000.00	73.13%
304 · Fuel and Oil	16,633.84	35,500.00	46.86%
306 · Insurance			
306 A · Municipal Prop/Liab, Vehicle	35,572.00		
306 B · Worker's Comp	48,534.00		
306 · Insurance - Other	0.00	89,600.00	0.0%
Total 306 · Insurance	84,106.00	89,600.00	93.87%

West Hennepin Public Safety
Budget vs. Actual - WHPS Main Acct.
 January through June 2022

	<u>Jan - Jun 22</u>	<u>Budget</u>	<u>% of Budget</u>
307 · Schools & Training			
307 A · Chief's Training			
307 A1 · Chief's Lodging	272.22		
307 A4 · Chief's School	2,340.00		
Total 307 A · Chief's Training	<u>2,612.22</u>		
307 B · Officer Training			
307 B1 · Officer Lodging	408.33		
307 B4 · Officer Schools	6,293.90		
Total 307 B · Officer Training	<u>6,702.23</u>		
307 E · Support Staff Training			
307 E1 · Support Staff Lodging	405.06		
307 E3 · Support Staff Mileage	51.48		
307 E4 · Support Staff Schools	605.00		
307 E · Support Staff Training - Other	1,010.00		
Total 307 E · Support Staff Training	<u>2,071.54</u>		
307 F · Wellness Program	375.00		
307 · Schools & Training - Other	0.00	24,700.00	0.0%
Total 307 · Schools & Training	<u>11,760.99</u>	24,700.00	47.62%
308 · Audit	10,400.00	10,900.00	95.41%
4001 · Reconciliation Discrepancies	-0.02		
401 · Office Equipment	194.76	5,000.00	3.9%
402 · Capital Improvement Plan	47,130.41	35,000.00	134.66%
403 · Equipment			
403 F · Firearms	6,428.81		
403 I · Civil Unrest/Less-Lethal Suppli	918.80		
403 · Equipment - Other	111.00	9,800.00	1.13%
Total 403 · Equipment	<u>7,458.61</u>	9,800.00	76.11%
404 · Contingency Fund	2,388.30		
601 · Reserve Program			
601 A · View Santa	255.02		
601 B · Training	630.00		
601 D · Uniform	36.00		
601 E · Meetings	101.96		
601 · Reserve Program - Other	0.00	1,500.00	0.0%
Total 601 · Reserve Program	<u>1,022.98</u>	1,500.00	68.2%
608 · Citizens Academy	1,013.08	1,000.00	101.31%
609 · Community Policing	0.00	400.00	0.0%
Total Expense	<u>1,085,515.76</u>	2,054,293.00	52.84%
Net Ordinary Income	<u>-1,823.95</u>	0.00	100.0%
Net Income	<u><u>-1,823.95</u></u>	<u><u>0.00</u></u>	<u><u>100.0%</u></u>

West Hennepin Public Safety
Budget vs. Actual - Crime Prevention
 January - June 2022

	Jan - Jun '22
Ordinary Income/Expense	
Income	
501 · City of Maple Plain	0.00
502 · City of Independence	0.00
503 · Other Income	3,678.08
Total Income	3,678.08
Gross Profit	3,678.08
Expense	
101 · Payroll Expenses	0.00
103 · PERA	0.00
104 · Health Insurance	0.00
105 · Uniform Expense	0.00
201 · Telephone	0.00
202 · Postage	0.00
203 · Office/Opr Equip Maintenance	0.00
204 · Office/Operating Supplies	443.95
205 · Office Rent & Cleaning	0.00
206 · Books/Dues/Subscriptions	0.00
207 · Utilities/Gas/Electric	0.00
301 · Printing	0.00
302 · Communications	0.00
303 · Auto Maintenance	0.00
304 · Fuel and Oil	0.00
306 · Insurance	0.00
307 · Schools & Training	0.00
308 · Audit	0.00
401 · Office Equipment	0.00
402 · Capital Improvement Plan	0.00
403 · Equipment	893.00
404 · Contingency Fund	375.46
601 · Reserve Program	0.00
602 · Comm. Ed	0.00
607 · DWI Forfeiture Expense	0.00
608 · Citizens Academy	0.00
609 · Community Policing	0.00
Total Expense	1,712.41
Beginning Balance	7,897.38
Ending Balance	9,863.05

West Hennepin Public Safety
Budget vs. Actual - Reserves
 January - June 2022

	<u>Jan - Jun '22</u>
Ordinary Income/Expense	
Income	
501 · City of Maple Plain	0.00
502 · City of Independence	0.00
503 · Other Income	1.56
Total Income	1.56
Gross Profit	1.56
Expense	
101 · Payroll Expenses	0.00
103 · PERA	0.00
104 · Health Insurance	0.00
105 · Uniform Expense	0.00
201 · Telephone	0.00
202 · Postage	0.00
203 · Office/Opr Equip Maintenance	0.00
204 · Office/Operating Supplies	0.00
205 · Office Rent & Cleaning	0.00
206 · Books/Dues/Subscriptions	0.00
207 · Utilities/Gas/Electric	0.00
301 · Printing	0.00
302 · Communications	0.00
303 · Auto Maintenance	0.00
304 · Fuel and Oil	0.00
306 · Insurance	0.00
307 · Schools & Training	0.00
308 · Audit	0.00
401 · Office Equipment	0.00
402 · Capital Improvement Plan	0.00
403 · Equipment	0.00
601 · Reserve Program	21.51
602 · Comm. Ed	0.00
608 · Citizens Academy	0.00
609 · Community Policing	0.00
Total Expense	21.51
Beginning Balance	5,434.35
Ending Balance	5,414.40

**West Hennepin Public Safety
Forfeiture Fund
January - June 2022**

	Jan - Jun '22
Ordinary Income/Expense	
Income	
501 · City of Maple Plain	0.00
502 · City of Independence	0.00
503 · Other Income	0.00
Total Income	0.00
Gross Profit	0.00
Expense	
101 · Payroll Expenses	0.00
103 · PERA	0.00
104 · Health Insurance	0.00
105 · Uniform Expense	0.00
201 · Telephone	0.00
202 · Postage	0.00
203 · Office/Opr Equip Maintenance	0.00
204 · Office/Operating Supplies	0.00
205 · Office Rent & Cleaning	0.00
206 · Books/Dues/Subscriptions	0.00
207 · Utilities/Gas/Electric	0.00
301 · Printing	0.00
302 · Communications	0.00
303 · Auto Maintenance	0.00
304 · Fuel and Oil	0.00
306 · Insurance	0.00
307 · Schools & Training	0.00
308 · Audit	0.00
401 · Office Equipment	0.00
402 · Capital Improvement Plan	0.00
403 · Equipment	0.00
601 · Reserve Program	0.00
608 · Citizens Academy	0.00
Total Expense	0.00
Net Ordinary Income	0.00
 Beginning Balance	 31,352.97
 Ending Balance	 31,352.97

West Hennepin Public Safety
Military PERA Designation Report
January - June 2022

	<u>Jan - June '22</u>
Beginning Balance	22,728.57
WHPS PERA per Paycheck:	
1/16/2022	632.28
8% Interest	50.58
Subtotal	<u>682.86</u>
Ending Balance	<u>23,411.43</u>

**West Hennepin Public Safety
Severance Fund Report
January - June 2022**

	Jan - Jun '22
Ordinary Income/Expense	
Income	
501 · City of Maple Plain	0.00
502 · City of Independence	0.00
503 · Other Income	0.00
Total Income	0.00
Gross Profit	0.00
Expense	
101 · Payroll Expenses	13,910.56
1/31/22 101 · Payroll Expenses - CORRECTION	-13,910.56
1/31/22 101 · Payroll Expenses	7,109.57
Total Expense	7,109.57
Net Ordinary Income	-7,109.57
Beginning Balance	61,615.28
Ending Balance	54,505.71

**West Hennepin Public Safety
Capital Outlay Fund Report
January - June 2022**

	Jan - Jun '22
Ordinary Income/Expense	
Income	
501 · City of Maple Plain	0.00
502 · City of Independence	0.00
503 · Other Income	0.00
Total Income	0.00
Gross Profit	0.00
Expense	
402 · Capital Improvement Plan	47,130.41
<i>Purchased squad 75, '19 Jeep Grand Cherokee</i>	36,629.63
<i>Squad 66 decommission</i>	420.00
<i>Squad 75 build</i>	7,882.54
<i>Tactical Segreti-Fighting Shield</i>	2,198.24
Total Expense	47,130.41
Net Ordinary Income	-47,130.41
Beginning Balance	57,907.53
J.E., Jan Requisition, 1 @ \$2,924	2,924.00
J.E. Feb -Jun Requisition, 5 @ \$2,916.00	14,580.00
Ending Balance	28,281.12

Date: July 7, 2022
To: Public Safety Commissioners
City of Independence Council Members
City of Maple Plain Council Members
From: Director Gary Kroells *G. Kroells*
SUBJECT: June 2022 ACTIVITY REPORT



The purpose of this report is to give the reader a quick overview of the activities of the Public Safety Department each month. It also compares monthly and year-to-date information to the reader.

The report is broken down into five categories, as defined by the Criminal Justice Reporting System.

CRIMINAL-- Criminal is broken down into Part I and Part II crimes.

Part I includes crimes against persons versus crimes against property; criminal homicide, forcible rape, robbery assault, aggravated assault, burglary -breaking or entering, larceny-theft, larceny analysis, motor vehicle theft and arson.

Part II includes other assaults, forgery and counterfeiting, fraud, embezzlement, stolen property, buying, receiving, possession; vandalism, weapons, carrying, possessing, etc.; prostitution and commercialized vice, sex offenses; drug abuse violations, gambling, offenses against the family and children, driving under the influence, liquor laws, drunkenness, disorderly conduct, vagrancy, all other offenses, suspicion, curfew and loitering laws - persons under 18; and runaways - persons under 18.

TRAFFIC-- Includes violations of the road and driving laws.

PART III-- Lost and Found: Includes lost and found persons, animals, and property, and stalled and abandoned vehicles.

PART IV-- Casualties: Includes all motor vehicle accidents, boating, and snowmobile; public home occupational accidents, fires, suicides, sudden deaths, burning permits, and burning violations.

PART V-- Miscellaneous Public: Includes open doors, gun permit applications, suspicious activities, animal complaints, motorist assists, alarm calls, parking complaints, house checks, driving complaints, civil matters, family disputes, department assists.

The balance of the report shows the total number of incidents handled, miles driven and how the Public Safety Department received calls. If anyone should desire more detailed statistical data, please contact my office.

Monthly Activity Report
June 2022

Offense	This Month	Same Month Last Year	This Year To Date	Last Year To Date
City Of Independence				
Criminal	5	8	32	54
Traffic	131	141	560	575
Part III	1	5	25	35
Part IV	30	37	181	182
Part V	86	143	604	675
Total City of Independence	253	334	1,402	1,521
City Of Maple Plain				
Criminal	3	2	30	45
Traffic	28	24	152	202
Part III	1	1	8	16
Part IV	22	26	123	123
Part V	35	70	285	342
Total City Of Maple Plain	89	123	598	728
Grand Total Both Cities	342	457	2,000	2,249
TZD	5	7	45	16
Agency Assists	19	10	131	76
Total ICR Reports	366	474	2,176	2,341
How Received				
Fax	1	8	40	75
In Person	5	17	59	114
Mail	1	2	7	16
Other	1	2	10	7
Phone	4	49	168	214
Radio	173	196	910	921
Visual	173	168	772	818
Email	6	25	94	170
Lobby Walk In	2	0	116	6
Total	366	467	2,176	2,341

June 2022 Part I & II

City of Maple Plain Grid #'s 1-2

AGN	ICR	Title	Create Date	Grid #	Committed Date	MOC range
WHPS	22001821	Theft/Rpt	6/1/2022	1	6/1/2022	TD009
WHPS	22001902	Burglary	6/4/2022	2	6/4/2022	P1130
WHPS	22001965	Thft Frm Auto Rp	6/10/2022	2	6/10/2022	TD009

June 2022 Part I & II

City of Independence Grid #'s 3-5

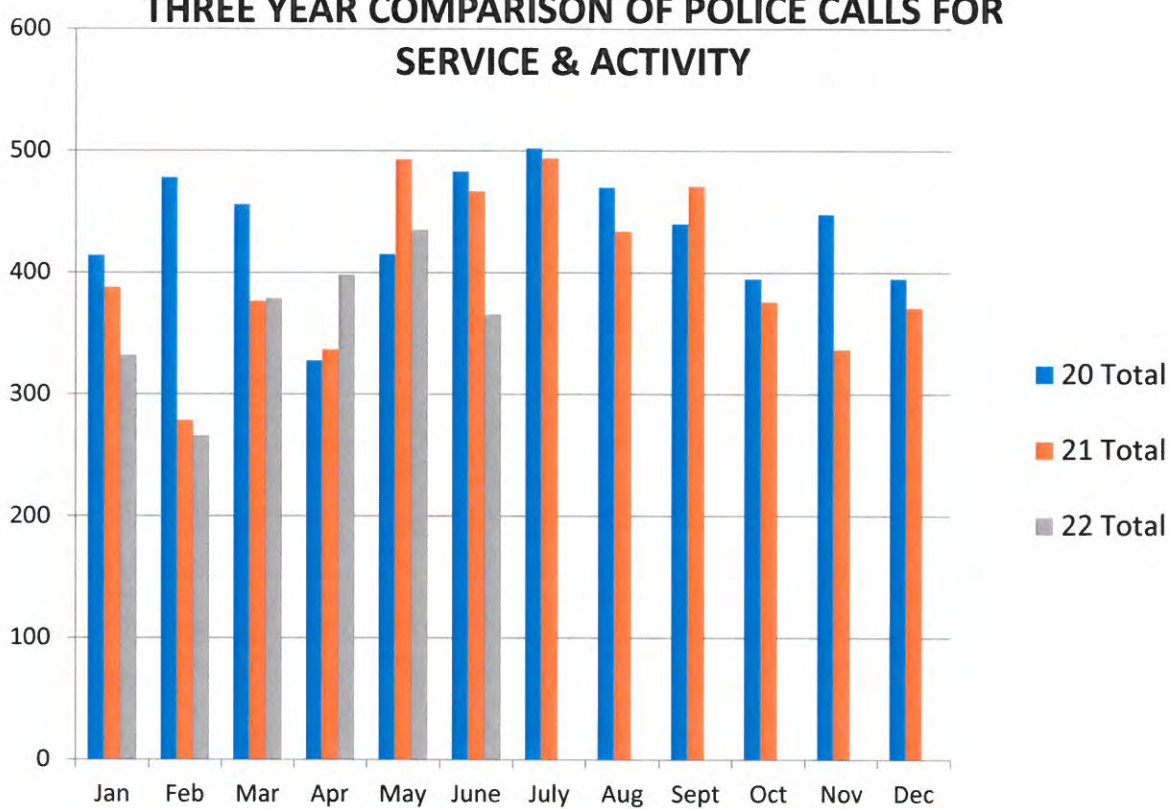
AGN	ICR	Title	Create Date	Grid #	Committed Date	MOC range
WHPS	22002105	Damage Prop/Rpt - DWI	6/17/2022	3	6/17/2022	JEW01
WHPS	22002150	Alarm/Police	6/20/2022	3	6/20/2022	HC9503
WHPS	22001884	DWI Narcotics	6/3/2022	4	6/3/2022	DH6C0
WHPS	22002112	Unwanted Person	6/18/2022	4	6/18/2022	P3199
WHPS	22002269	Assault in the 5th Degree	6/29/2022	4	6/29/2022	A5002

June 2022 Part I & II

Outside WHPS Jurisdiction

AGN	ICR	Title	Create Date	Grid #	Committed Date	MOC range
WHPS	22001887	Pursuit	6/4/2022	20	6/3/2022	E1700

THREE YEAR COMPARISON OF POLICE CALLS FOR SERVICE & ACTIVITY



DIRECTOR'S NEWS & NOTES

WEST HENNEPIN PUBLIC SAFETY
June 2022 Activity Report

Year to Date Activity Report

At the end June 30, 2022, West Hennepin Public Safety (WHPS) handled year-to-date a total of 2176 incident complaints: For the month of June; 253 incidents occurred in the City of Independence and 89 in the City of Maple Plain.

The Criminal Part I and Part II cases for both cities have been highlighted for your review on the attached documents.

Recent Highlighted Cases:

Medical

June 1 5000 block of Highway 12, Maple Plain. Officer dispatched to a male having a possible seizure. Officer arrived on scene and rendered care to the male who advised he passed out. North Ambulance arrived on scene and transported male.

Public Assist

June 1 5000 block of Clayton Drive, Maple Plain. Officer dispatched to a report of a male standing in the street yelling for help. Officer arrived on scene and contacted a male who was intoxicated and looking for his son. It was later discovered that the male's son was with his mother. Male was transported back to his residence and officer cleared.

Medical

June 2 5000 block of Three Oaks Avenue, Maple Plain. Officer dispatched to a report of a possible allergic reaction from a new medication. Officer responded along with Maple Plain Fire and North EMS. Patient stated he is suffering from lung cancer and has increased weakness. Patient denied further treatment or transport. Officer cleared.

Suspicious

June 3 7000 block of Turner Road, Independence. Officer dispatched to a report of suspicious activity of whistling heard outside a residence. Officer responded and checked the area. During the officer's investigation it was found a security camera on the exterior of the residence makes a whistling sound when activated by motion. Officer informed the homeowner and cleared.

Pursuit

June 3 Mile Marker 155 on Highway 12, Wayzata. Officer was transporting a DWI arrestee to the hospital when the officer observed a vehicle eastbound on Highway 12 unable to maintain their lane. Officer called for assistance from Wayzata Police. Officer attempted to stop the vehicle, but vehicle did not stop and continued at highway speeds. Shortly after, the pursuit was terminated. Dispatch advised the agency where the vehicle registered out of for follow up investigation. West Hennepin Investigator conducted follow-up investigation and learned vehicle was an unreported stolen out of Plymouth.

DWI

June 3 County Road 90 and Fogelman Road, Independence. Driver Jeremy Patrick Morrisette, 43, of Maple Plain was arrested for 4th Degree DWI charges.

Burglary

June 4 1500 block of Wyman Avenue, Maple Plain. Officer was on routine patrol when he discovered forced entry into an abandoned building. Further investigation found multiple items were used to break the windows. The building was cleared by the officer and no further damage was found. The building owner was notified of the break-in. This case is under investigation.

Medical

June 4 5000 block of Perkinsville Road, Independence. Officer dispatched to a report of a female throwing up blood. Officer responded with North Ambulance. Officer arrived on scene and found North Ambulance treating the patient. Patient was transported to the hospital. Officer cleared.

Alarm

June 5 5400 block of Pioneer Creek Drive, Maple Plain. Officer dispatched to an alarm at a local business. Officer arrived on scene and found the front doors open. Officer cleared the building and found no one inside. Officer called the keyholder and found that an employee forgot her purse at work and was let in remotely, causing the alarms to sound. Officer secured the building and cleared.

Damage to Property

June 6 Pagenkopf Road and Independence Road, Independence. Officer dispatched to a report of damage to property. Reporting party said they saw a boat being loaded up at the snowmobile launch off Independence Road causing damage to the wetlands. Officer checked the area and did not locate a boat and did not observe any damage to the wetland. Officer cleared.

Medical

June 6 West Hennepin Police Department, Independence. Officer dispatched to a 1-year-old with a severe head injury, likely kicked in the head by a horse. Reporting party drove the child to the Police Department. Officer requested North EMS, rescue, and air care. Upon arrival child was in and out of consciousness. Child was transported to HCMC by ground rig with the child's mother.

Threats

June 6 1800 block of Budd Avenue, Maple Plain. Officer took a report of threats received through text message. Reporting party is a member of a local church who was receiving threats from a male who is a benefactor of benevolence. Suspect was upset about not getting some money he thought was owed to him. Officer contacted the suspect and took a statement from him. Officer warned the suspect that further contact with the reporting party would result in charges.

Road Hazard

June 7 Independence Road and Lindgren Lane, Independence. Officer dispatched to a report of a sink hole. Officer arrived on scene and found a large sink hole that caused a safety concern for drivers on the road. Officer placed a cone near the sink hole and informed the city of Independence who is now handling the road hazard.

Motor Vehicle Crash

Jun 7 Turner Road and County Road 92 North, Independence. Officer dispatched to a report of a two-vehicle crash, no injuries. Officer arrived on scene and obtained driver information for both parties. One vehicle was towed. Officer provided a crash exchange form to both involved parties and took photos and documented the incident.

Motorist Assist

June 9 1900 block of Baker Park Road, Independence. Officer dispatched to a report of a disabled vehicle. Officer arrived on scene and spoke to the driver who stated that the battery was not secured on his vehicle properly causing the wiring to short out. Officer returned to the police department and grabbed a jump pack and zip ties. Officer secured and jumped the battery. Vehicle was driven from the scene. Officer cleared.

Alarm

June 11 800 block of County Road 19, Independence. Officer dispatched to a residential alarm. Homeowner called alarm company and requested police response. Officer arrived on scene and checked the residence and found it secure with no signs of forced entry. Officer advised homeowner of findings.

Fire

June 13 1000 block of Drake Court, Independence. Officer dispatched to a burning electrical smell in a residence. Officer arrived on scene and was advised that the furnace fan was burning out- which was causing the smell. Officer made sure the filter was out of the furnace and had the homeowners contact CenterPoint. Officer did not observe a fire or any other issues. Homeowners declined assistance from MPFD.

911 Hang-up

June 13 4900 block of Deer Ridge Trail, Independence. Officer dispatched to a 911 hang-up call. Officer arrived on scene and met with the homeowners who were in the garage. While speaking with the homeowner, he found an old phone was plugged in and charging. The phone had the SOS screen on, and the homeowner said one of the kids must have pushed the SOS button. Officer cleared.

Medical

June 13 5000 block of Main Street, Maple Plain. Officer dispatched to a report of a female that had fallen and unable to get up. Officer arrived on scene and assisted the female who stated her legs have been weak. Female was transported to Waconia Hospital. Officer cleared.

Motor Vehicle Crash

June 14 Maple Plain Library, Maple Plain. Officer dispatched to a report of a two-vehicle crash, no injuries. Drivers took photos of crash in the intersection and then moved into a nearby business parking lot to exchange information and wait for police. Officer arrived on scene and issued a crash exchange form for both drivers. Officer cleared.

Medical

June 14 Cassia Haven Homes, Maple Plain. Officer dispatched to a report of an unconscious male party who was having trouble breathing. Officer arrived on scene with North Ambulance. North discovered patient tested positive for covid and was transported to the hospital. Officer cleared.

Medical

June 15 1500 block of Howard Avenue, Maple Plain. Officer dispatched to a report of an individual having heart issues. Officer arrived on scene and found the patient alert and conscious. Patient told officer that she was having a hard time breathing. North Ambulance arrived on scene and transported patient.

Mental Problem

June 15 Cassia Haven Homes, Maple Plain. Officer dispatched to a report of a mental issue. Reporting party states her husband is acting delusional and being aggressive. Officer arrived on scene and met with a male party who was now calm. Officer cleared while a transport decision was being made for the male party.

Medical
June 15 5800 block of Main Street, Maple Plain. Officer dispatched to a report of a fall. Officer arrived on scene and spoke with a female who fell in the kitchen and cut her arm. Maple Plain Fire and North Ambulance arrived on scene. Ambulance transported female to the hospital for further care.

Scam
June 16 4900 block of Broadmoor Drive, Independence. Officer dispatched to a report of a scam email. Reporting party showed the officer the email. The email indicated a large amount of money was owed to a business. Within the email there were multiple spelling and punctuation errors. It was clear the email was not legitimate. Officer advised the reporting party that he would file the report for information.

Scam
June 16 7800 block of Turner Road, Independence. Officer dispatched to a fraud report. Reporting party provided our officer with two Department of Treasury documents showing he owed the IRS over \$4,000. Reporting party stated his wife also received the same letter but had the wrong social security number on it. Officer provided reporting party with resources and was advised to check his credit and other various financial information. Officer cleared.

Suspicious
June 17 5700 block of Three Oaks Avenue, Maple Plain. Officer dispatched to a report of a suspicious phone call. Officer spoke with the reporting party who stated she received a call from a realtor earlier that morning requesting a walk through of her residence so they could appraise her property. Reporting party does not have her home listed for sale and did not want an appraisal of her home. Officer discovered that realtor companies often attempt to solicit home values to generate interest in future sellers.

Medical
June 17 5300 block of Sunset Lane, Independence. Officer dispatched to a report of an individual with a severe cut to his leg with uncontrolled bleeding. Officer arrived on scene with Loretto Fire. The bleeding was now under control. Officer discovered that the male patient was working on removing sections of granite from the kitchen countertop when a piece broke free and struck the patient in the leg. North Ambulance arrived one scene and took over patient care and transported male to the hospital.

Mental Problem
June 18 3600 block of Lake Sarah Road, Independence. Officer dispatched to a report of suicidal male. Officer arrived on scene and talked to the subject. While the officer was talking to the subject, it was clear the subject had indication of impairment including a strong odor of alcohol on his breath. After talking to the subject, officer took the subject into protective custody and arranged for transport to the hospital.

Juvenile Problem
June 18 County Road 83 and County Road 6, Independence. Officer dispatched to a report of a juvenile male walking on the road refusing to get in their mother's vehicle. Officer responded and located the male party now inside the vehicle with his mother. Officer learned that the juvenile male had a disagreement with his mother and was upset because he wanted to stay at a friend's house. Officer cleared.

Fire
June 18 Sunset Lane and Fern Drive, Independence. Officer dispatched to a possible fire on the railroad tracks. Loretto Fire arrived on scene and located a single railroad tie that was smoking. The railroad tie was doused with water, but no actual fire was seen. Officer cleared.

Unwanted Person

June 18 3400 block of Induhapi Trail, Independence. Multiple Officers dispatched to an unwanted male on a property. While enroute the officers were advised the male was throwing items and fighting with people. Officer interviewed several parties at the property who confirmed the male's behavior. Ultimately the male left the property after hearing the police had been called. Officer located the suspect vehicle and conducted a traffic stop. Officer discovered that the male driver was also under the age of 21 and had consumed alcohol. Male was arrested and transported to Hennepin County Jail.

Unwanted Person

June 18 5000 block of Highway 12, Independence. Officer was dispatched to an unwanted person at a local business. The reporting party stated her ex-boyfriend was at her place of employment, making rude comments and refusing to leave. Officer arrived and the suspect had already left on foot. Officer later located the male at his residence and was given a trespass order.

Animal Complaint

June 20 Budd Street and Pagenkopf, Independence. Officer dispatched to an animal welfare check. Reporting party stated a dog was tied up outside and was concerned for the animal due to the temps. Officer arrived on scene and saw the dog was outside on a leash but had a rope slider and the dog could access shade at all parts of the day. Officer cleared.

Welfare Check

June 21 Highway 12 and County Road 90, Independence. Officer dispatched to a report of a 6-year-old boy walking down the road by himself. Officer located the boy and asked him why he was outside alone. The boy told the officer that he woke up from a nap and his family was gone so he went for a walk. Officer was able to locate the boy's residence and drove the boy home. Officer then spoke with a relative at the residence who stated the boy sometimes sneaks out to go to a friend's house. Officer cleared.

Grass Fire

June 22 County Road 92 and Egret, Independence. Officer dispatched to a grass fire. Officer arrived on scene and located a small grass fire. Officer was able to extinguish the fire with his extinguisher. Maple Plain Fire responded and saturated the area with water. Officer cleared.

Gas Leak

June 23 6000 block of Main Street W, Independence. Officer dispatched to a report of a hit gas line. Officer arrived on scene and observed a gas line was struck by workers from a utility construction company. Maple Plain Fire responded and advised CenterPoint Energy to respond as well. CenterPoint arrived on scene and the road was closed for repairs.

Medical

June 23 Cassia Haven Homes, Maple Plain. Officer dispatched to a female who had fallen while using her walker. Female had a small laceration to the back of her head. Officer arrived on scene and assisted the female until North Ambulance arrived and took over patient care.

Suspicious

June 23 Boundary Avenue and Oak Street, Maple Plain. Officer dispatched to a suspicious vehicle parked facing the wrong way and one occupant getting out of the vehicle and walking behind a residence. Officer checked the area including nearby residences and businesses, no signs of criminal activity or persons present.

911 Hang-up

June 24 7800 block of Highway 12, Independence. Officer dispatched to a report of a 911 hang-up. Officer arrived on scene and contacted the homeowners. The homeowner stated that they had been having phone trouble with their landline. It is unknown what caused the phone problem. No emergency. Officer cleared.

Mental Health

June 25 5300 block of Pioneer Creek Drive, Maple Plain. Officer dispatched to suicidal female. Officer arrived on scene and spoke with the female. Officer detected a strong odor of alcohol on her breath while she was talking. Due to the safety concerns of the female, Officer placed her on an emergency hold. North Ambulance arrived on scene and transported female.

Juvenile Problem

June 26 Maple Plain City Hall, Maple Plain. Officer dispatched to a report of juveniles on the roof of City Hall. Officer arrived on scene and saw three vehicles in the lot and one vehicle leaving eastbound. Officer contacted the juveniles who were still on scene. Juveniles stated they were playing in the playground and another named juvenile who left the scene was the one who was on the roof. Officer gathered the juvenile's information and released them. Officer informed the parent of the juvenile who climbed the roof. Officer found no damage to property.

Civil

June 26 5200 block of Bryantwood Drive, Maple Plain. Officer dispatched to a child check welfare. Officer arrived on scene and spoke with the father of the child. Officer preformed a walk-through of the residence, and everything appeared okay. Officer also contacted the child and nothing concerning was found.

Safety Check

June 27 Highway 12 and BNSF Railroad, Independence. Officer dispatched to a report of someone throwing rocks off the railroad bridge onto Highway 12. Officer arrived and did find egg residue and rocks but did not locate any individuals nearby. Officer cleared.


Medical

June 28 2100 block of South Lake Shore Drive, Independence. Officer dispatched to a report of one with uncontrolled bleeding after oral surgery. Officer arrived on scene and met with male patient who had blood coming out of his mouth onto his clothes. Male patient also has a history of strokes. North Ambulance arrived on scene and transported the male.

5th Degree Assault

June 29 3600 block of Induhapi Trail, Independence. Multiple Officers dispatched to a report of a fight. Officers arrived on scene and spoke with the victim and two eyewitnesses. The suspect and victim got into an argument over money. The suspect left the scene and was later cited for assault in the 5th Degree.

161 contacts of citations, verbal and written warnings were issued for traffic and equipment violations.

Date: June 10, 2022
To: Public Safety Commissioners
City of Independence Council Members
City of Maple Plain Council Members
From: Director Gary Kroells 
SUBJECT: MAY 2022 ACTIVITY REPORT



The purpose of this report is to give the reader a quick overview of the activities of the Public Safety Department each month. It also compares monthly and year-to-date information to the reader.

The report is broken down into five categories, as defined by the Criminal Justice Reporting System.

CRIMINAL-- Criminal is broken down into Part I and Part II crimes.

Part I includes crimes against persons versus crimes against property; criminal homicide, forcible rape, robbery assault, aggravated assault, burglary -breaking or entering, larceny-theft, larceny analysis, motor vehicle theft and arson.

Part II includes other assaults, forgery and counterfeiting, fraud, embezzlement, stolen property, buying, receiving, possession; vandalism, weapons, carrying, possessing, etc.; prostitution and commercialized vice, sex offenses; drug abuse violations, gambling, offenses against the family and children, driving under the influence, liquor laws, drunkenness, disorderly conduct, vagrancy, all other offenses, suspicion, curfew and loitering laws - persons under 18; and runaways - persons under 18.

TRAFFIC-- Includes violations of the road and driving laws.

PART III-- Lost and Found: Includes lost and found persons, animals, and property, and stalled and abandoned vehicles.

PART IV-- Casualties: Includes all motor vehicle accidents, boating, and snowmobile; public home occupational accidents, fires, suicides, sudden deaths, burning permits, and burning violations.

PART V-- Miscellaneous Public: Includes open doors, gun permit applications, suspicious activities, animal complaints, motorist assists, alarm calls, parking complaints, house checks, driving complaints, civil matters, family disputes, department assists.

The balance of the report shows the total number of incidents handled, miles driven and how the Public Safety Department received calls. If anyone should desire more detailed statistical data, please contact my office.

Monthly Activity Report May 2022

Offense	This Month	Same Month Last Year	This Year To Date	Last Year To Date
City Of Independence				
Criminal	6	14	27	46
Traffic	110	122	429	434
Part III	7	8	24	30
Part IV	36	33	151	145
Part V	154	146	518	532
Total City of Independence	313	323	1,149	1,187
City Of Maple Plain				
Criminal	3	4	27	43
Traffic	14	55	124	178
Part III	1	2	7	15
Part IV	18	17	101	97
Part V	66	70	250	272
Total City Of Maple Plain	102	148	509	605
Grand Total Both Cities	415	471	1,658	1,792
TZD	0	8	40	12
Agency Assists	20	22	112	70
Total ICR Reports	435	501	1,810	1,874
How Received				
Fax	7	12	39	67
In Person	11	24	54	97
Mail	0	3	6	14
Other	2	0	9	5
Phone	50	35	164	165
Radio	181	194	737	725
Visual	131	184	599	650
Email	13	40	88	145
Lobby Walk In	40	1	114	6
Total	435	493	1,810	1,874

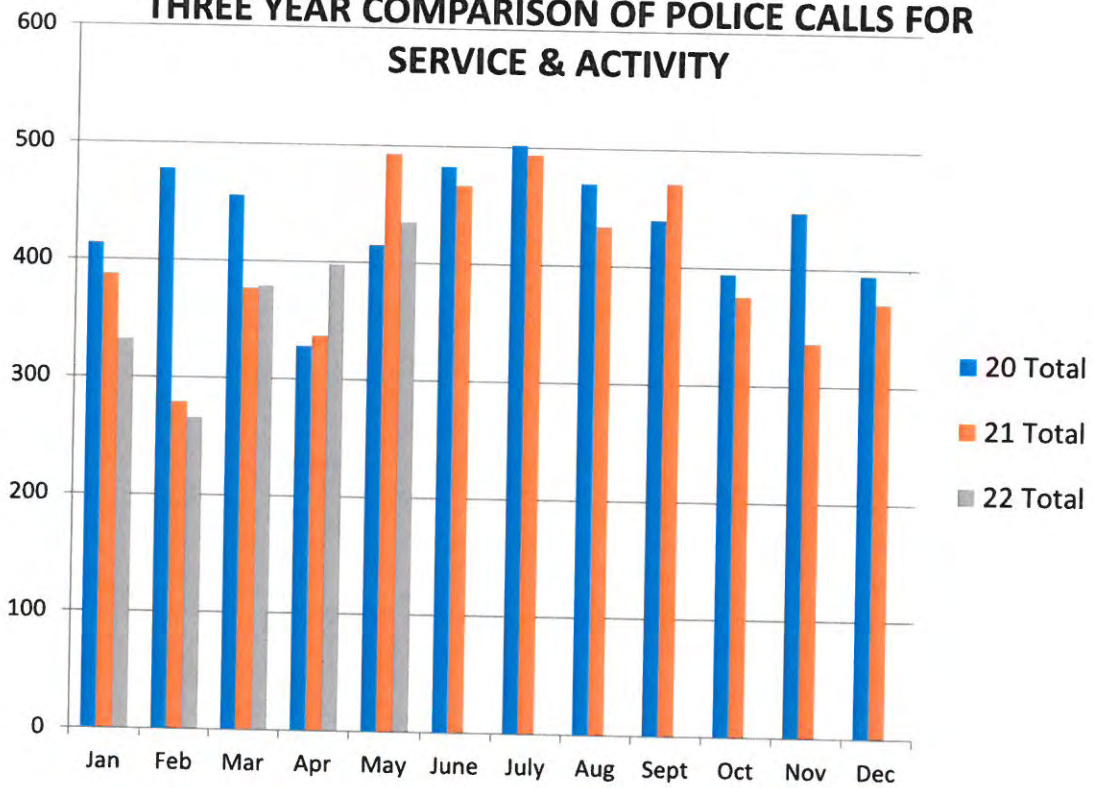
May 2022 Part I and II**City of Maple Plain Grid #'s 1-2**

AGN	ICR	Title	Create Date	Grid #	Reported Date	MOC range
WHPS	22001622	Theft	5/18/2022	1	5/18/2022	TR009
WHPS	22001659	Domestic- PU & HOLD	5/20/2022	1	5/20/2022	AL301
WHPS	22001765	DWI	5/28/2022	2	5/28/2022	JG501

May 2022 Part I and II**City of Independence Grid #'s 3-5**

AGN	ICR	Title	Create Date	Grid #	Reported Date	MOC range
WHPS	22001441	Citation	5/6/2022	3	5/6/2022	DA540
WHPS	22001644	Burglary	5/19/2022	3	5/19/2022	B1130
WHPS	22001648	NSF Check	5/19/2022	3	5/19/2022	U2023
WHPS	22001669	Citation	5/20/2022	3	5/20/2022	DC000
WHPS	22001510	Unwanted Person	5/11/2022	5	5/11/2022	N0030
WHPS	22001696	DWI	5/22/2022	5	5/22/2022	DC500

THREE YEAR COMPARISON OF POLICE CALLS FOR SERVICE & ACTIVITY



DIRECTOR'S NEWS & NOTES

WEST HENNEPIN PUBLIC SAFETY

March 2022 Activity Report

Year to Date Activity Report

At the end May 31, 2022, West Hennepin Public Safety (WHPS) handled year-to-date a total of 1782 incident complaints: For the month of May; 313 incidents occurred in the City of Independence and 102 in the City of Maple Plain.

The Criminal Part I and Part II cases for both cities have been highlighted for your review on the attached documents.

Recent Highlighted Cases:

Motor Vehicle Crash

May 2 County Road 6 and County Road 90, Independence. Officer dispatched to a vehicle in the ditch, unknown injuries. Officer arrived on scene and found a vehicle that struck a power controller box. Driver admitted to swerving to avoid a vehicle that was stopped at a red light. Officer cited driver for driving without due care.

Overweight Truck

May 2 5800 block of Pagenkopf, Independence. Officer dispatched to a report of an overweight truck. Truck was seen driving on a posted 5-ton road. Officer stopped the truck and trailer and weighed it. The vehicle was overweight on all axels. Officer provided a copy of an overweight truck report and issued a fine.

Welfare Check

May 3 2900 block of Lindgren Lane, Independence. Officer dispatched to a welfare check for a male party who called 911 to inquire about how to make a website and later stated he had been kidnapped. Officer arrived on scene and spoke with callers' mother, who stated her son was on the dock fishing and was not kidnapped. Officer spoke to caller about the purpose of calling 911 and the time it is appropriate to do so. Officer cleared.

Fraud

May 4 Maple Terrace Apartments, Maple Plain. Officer dispatched to a report of fraud. Officer talked to reporting party who stated multiple family members received a call claiming that there was legal action being taken against them for an outstanding balance on a credit card. Officer advised caller that this is a very common scam. Officer cleared.

Lock Out

May 4 Maple Terrace Apartments, Maple Plain. Officer dispatched to a report of a lockout. A resident stated he lost his apartment keys and was locked out of his apartment. Officer attempted to gain access using the master key but was unable to do so. Resident contacted maintenance to try and help the resident gain access. Officer cleared.

Medical

May 5 5800 block of County Road 11, Independence. Officer dispatched to a report of an allergic reaction. Prior to Officer's arrival, an epi-pen was administered to the child. Officer learned that the child has a peanut allergy. Officer arrived on scene, and it appeared the epi-pen shot was working and the hives on her body were improving. Ridgeview Ambulance transported the patient to Children's Hospital.

Medical

May 5 1500 block of Howard Avenue, Maple Plain. Officer dispatched to a report of a patient having irregular heartbeat. Officer arrived on scene and spoke with patient who stated issues with her medication might be the cause. North Ambulance arrived on scene and transported to Methodist.

Found Property

May 6 5000 block Independence Road, Maple Plain. Officer dispatched to a report of a found wallet in a business parking lot. Officer arrived on scene and retrieved the wallet. Officer brought the wallet to the owner's home. Officer cleared.

Disturbance

May 7 4800 block of Gateway Boulevard, Maple Plain. Officer dispatched to a report of a disturbance for a female party out of control and throwing things. Officer arrived on scene to find the female sitting down. She was calm upon Officer's arrival. Female party suffers from dementia. Officer developed a rapport with her and had her transported by North Ambulance to Waconia to get checked out. Officer cleared.

Medical

May 8 7500 block of Turner Road, Independence. Officer dispatched to a report of a female unconscious but breathing. Officer arrived on scene and took over patient care until North arrived and transported patient. Officer cleared.

Car stalled

May 9 County Road 90 and County Road 6, Independence. Officer dispatched to a stalled semi with horses at the intersection. Officer arrived on scene and had another vehicle pull the stalled semi to Ingerson Road and safely unload the horses and transfer them to a different semi. Officer cleared.

Suspicious

May 10 5100 block of Highway 12, Maple Plain. Officer dispatched to suspicious activity involving an Uber driver. Officer called male who stated yesterday he ordered an Uber and was picked up. The Uber driver started acting very strange, was driving with his hazards on and went the wrong direction from where the male wanted to go. Eventually the Uber dropped the male off at a business and the customer realized the license plate did not match the plate that was given on the Uber app. Male customer said he would file a complaint with Uber but was concerned about the incident. Officer cleared.

Unwanted Person

May 11 3300 block of County Road 92, Independence. Officer dispatched to a report of an unwanted party at a residence. Officer arrived on scene and contacted a male party who appeared intoxicated. Male admitted to drinking. Another male party at the residence offered to give the intoxicated male a ride home. Male agreed and officer cleared.

Wire down

May 11 5400 block of Pagenkopf Road, Independence. Officer dispatched to a power pole leaning. Officer located the power pole which was leaning over causing the wires to hang low. Officer and Maple Plain Fire managed traffic control until they were able to close the road. Xcel responded and repaired the wire and pole.

Road Debris

May 11 4900 block of Highway 12, Maple Plain. Officer dispatched to a tree down and blocking the road. Officer responded and found a tree down in the East bound lane of Highway 12. MNDOT was notified and later cleared the obstruction.

Suspicious Act

May 12 5300 block of County Road 6, Independence. Officer took a report of a suspicious act that occurred the night before. A white or cream-colored older Lexus pulled into the reporting party's driveway, revved its engine while slowly pulling up to the garage, then backed up and left. No plate information was given.

Wire Down

May 12 1400 block Halgren Rd, Maple Plain. Officer dispatched to a wire down and a tree limb resting on it at the reporting party's residence. The officer responded and observed the line down but not arcing or creating a hazard. Xcel Energy was notified.

Neighbor Trouble

May 7 2000 block of Lindgren Ln, Independence. Officer took a report of a woman who swore and yelled at a contractor while he worked on her neighbor's property. The contractor only wanted it documented and will try to video or audio record if it occurs again.

Medical

May 12 5000 block of Main St, Maple Plain. Officer dispatched to a report of a male having difficulty breathing, leg edema and believed he had COVID. The officer stood by until North Ambulance arrived on scene. The officer then cleared.

Broken Bones

May 12 Luce Line Trl/Game Farm Rd, Independence. Officer dispatched to a male bicyclist who fell off his bike and possibly broke his ankle. He was found on the trail and moved to Game Farm Rd where North Ambulance took over treatment and transported him to North Memorial Hospital. His bicycle was kept at the police department for safe keeping until he could pick it up.

Choking

May 12 1000 block County Road 92, Independence. Officer dispatched to a male choking but still able to move air. When the officer arrived, the male party had expelled a carrot lodged in his throat. He denied any pain, breathing problems or needing any further assistance. Officer cleared.

Neighbor Trouble

May 13 2000 block Lindgren Ln, Independence. Officer dispatched to a report of a female yelling and screaming at landscapers to stay off her property while they mowed her next-door neighbor's yard. When they moved on to another neighboring property the female crossed multiple properties to follow them and continue yelling and screaming at them. The female was located and talked to about her behavior and given solutions if property lines are an issue for her.

Neighbor Trouble

May 13 1500 block Howard Ave, Maple Plain. A male caller reported a female cleaning her car while her two dogs were off leash. The female witnessed the caller taking pictures of her and called police, feeling harassed. Both parties were spoken to and advised to keep the peace.

Suspicious Act

May 13 7000 block Pagenkopf Rd, Independence. A caller reported a suspicious vehicle had pulled into his mother's driveway twice. He followed it and made contact with the driver who stated he was trying to locate his sister's residence. The caller later saw a second vehicle meet with the first one and they turned onto Valley Rd. An officer located the suspicious vehicle at a residence and made contact with the driver who stated he had been lost and was at the residence for a college graduation party. Officer cleared.

Shots Heard

May 13 Lake Independence, Independence. Officer dispatched to shots heard. The reporting party believed someone was firing an AR15 for the past 30 minutes. The officer parked in the area and listened for 15 minutes but did not hear any noise or shots. Officer cleared.

Seizure

May 13 5000 block Bryantwood Dr, Maple Plain. Officer dispatched for a male who appeared to be stuttering and unable to walk. While on scene the officer witnessed the male have four mild seizures before North Ambulance arrived and transported him to Abbott Hospital.

Head Injury

May 14 Main St/Maple Ave, Maple Plain. An officer witnessed an elderly female walking down the sidewalk and fall hard face first. He assisted her to his squad and provided bandages for her bleeding knee and hand until North Ambulance arrived and assessed her. She refused transport to a hospital and was instead transported to her residence where she would wait for her daughter to arrive.

Garage Fire

May 14 3000 block Lake Sarah Rd, Independence. Officer was dispatched to a shed/garage fire. Upon arrival he located a detached shed with smoke billowing from the front door. The homeowner reported he was welding something and sparks ignited rags near the south wall. He deployed two fire extinguishers and believed he had the fire out. The electrical panel was directly above the fire source and suffered severe damage. Wright Hennepin responded and pulled the meter to de-energize the structure. Damage was limited to the area near the electrical panel and the structure's integrity was not compromised.

Scam Fraud

May 14 6000 block Hillstrom Rd, Independence. A male reported his wife was scammed when she received a pop-up message that their computer had been hacked. She allowed remote access to their computer. They withdrew \$16,500 from their bank account to obtain Bitcoin and transfer it to the suspects. They also obtained several thousand dollars' worth of Nordstrom gift cards and gave them to the suspects. The male was advised to freeze their financial accounts and contact their financial institutions to advise of the fraud and secure their accounts. They were provided a fraud packet and directed to ftc.gov for further information about protecting themselves. Case is under investigation.

Suspicious Act

May 16 4000 block Lake Sarah Dr, Independence. Call taken from a female who reported a light gray vehicle parked on the street. The driver was a young dark-skinned male. The vehicle left as she was leaving her residence. The driver looked like a male that approached her in a bar a few weeks ago and she is concerned about possible stalking. She was advised if she sees the vehicle or male again to report it as soon as possible.

Stroke

May 16 4000 block Town Line Rd, Independence. Officer dispatched to a possible stroke. Patient complained of dizziness and numbness in his leg. Allina Ambulance arrived. Officer cleared.

Public Nuisance

May 16 5000 block Main St, Maple plain. While on patrol officer observed five unlicensed junk vehicles were in a driveway. Contact was made with the homeowner who was advised of the city violation. The homeowner understood and will take care of the issue.

Parking Complaint

May 16 1000 block Parkview Rd, Maple Plain. A resident stopped on officer on patrol and reported that since T-Ball started, vehicles park on the grass area of Rainbow Park which happens to be his yard. He was given no parking signs to set up.

Animal Complaint

May 16 3000 block Nelson Rd, Independence. Officer dispatched to 3 German Shepherds who ran down the reporting party. Dogs have been on the reporting party's property in the past. The dogs' owner was contacted and advised of city ordinances for dogs needing to be on leash or tied up when outside and to get their dogs registered with the city.

Breath Problem

May 17 5000 block Main St, Maple Plain. Officer dispatched to a male having difficulty breathing. He had good color and just wanted an ambulance ride. The officer cleared when North Ambulance arrived on scene.

Crash

May 18 7000 block CR 11, Independence. Officer dispatched to a property damage crash. Driver stated he was EB CR 11, fell asleep and drove into the north side ditch. There were no injuries, the driver showed no signs of impairment and no private property was damaged. Driver was cited for due care. The vehicle was operable but stuck in the ditch. A tow responded and pulled it out and the driver drove the vehicle from the scene.

Public Assist

May 18 5000 block Pagenkopf Rd, Independence. Officer observed an elderly male mowing a wet ditch on a steep hillside. The officer stopped, assisted the elderly male to his mailbox and told him to hold onto it and then began mowing the ditch for him. A neighbor approached the officer and offered to finish mowing in the afternoon when the grass was dryer. The officer parked the lawn mower tractor and assisted the elderly male to his walker and driveway.

Juvenile Complaint

May 18 2000 block Independence Rd, Independence. Officer responded to juveniles fishing on private property. They were spoken to and shown where they could and could not fish. They understood and thanked the officer, who then advised the homeowner there should be no further problems.

Theft

May 18 4000 block Hwy 12, Maple Plain. A business owner observed a male and female enter her store. While the male attempted to distract her, she saw the female put a bottle of liquor under her shirt. When the female attempted to leave the store the business owner confronted her and recovered the bottle. The male and female then left. The business owner was able to give a vehicle description and license plate. Case is under investigation.

Burglary
May 19

6000 block Drake Dr, Independence. Officer was dispatched to a report of burglary that had just occurred. Victim stated a group of men came to his residence and offered to weatherproof his steel roof and he agreed. The men left before they were finished, and Victim paid them. Victim then discovered his porch area and been rummaged through and his gun safe was stolen. Case is under investigation.

Vehicle Crash
May 19

Discovery Center School, Maple Plain. Officer was dispatched to a report of a minor vehicle crash. Officer arrived on scene and met with the drivers. Neither party was injured. Officer took photos and issued state crash exchange information to both drivers. Officer cleared.

Disturbance
May 20

Manchester Apartments, Maple Plain. Officer dispatched to a report of a male party throwing furniture from a balcony. Officer arrived on scene and spoke with the reporting party. Officer found out that the tenant was served and eviction notice following an unpaid rent upwards of \$30,000. No furniture was observed, and the suspect male was no longer on site. Officer cleared.

Medical
May 20

Delano United Methodist Church, Independence. Officer dispatched to a report of a juvenile female who fainted. Officer arrived on scene and contacted the patient who was conscious and alert. Patient declined medical attention. Mother of the juvenile brought her daughter home. Officer cleared.

Vehicle Crash
May 20

Lake Sarah Road and County Road 11, Independence. Officer dispatched to a vehicle in the ditch. Officer contacted the driver who was in an altered mental state and showed signs of having a recent seizure. Driver was transported by ambulance. Officer cleared.

Domestic
May 20

Maple Terrace Apartments, Maple Plain. Officer dispatched to a report of a physical domestic. Officer arrived on scene and found a female at the residence upset and crying who declined medical attention. The other party involved in the domestic fled the scene. This case is under investigation.

Harassment
May 21

5300 block of Sunset Lane, Independence. Officer dispatched to a report of students harassing each other on Snap Chat. Officer reviewed the messages and determined the messages did not violate the law. Officer took a formal report and cleared.

DWI
May 22

County Road 6 and Nelson Road, Independence. Driver, Joseph William Sutalo II, 36, of Watertown provided a breath test, resulted in .09 breath alcohol concentration. Sutalo was cited for 4th Degree DWI charges and driven home by our Officer.

Motorist Assist
May 24

Holiday Gas Station, Medina. Officer dispatched to a report of a truck that broke down and needed a tow. Officer arrived on scene and provided lights and directed traffic until the vehicle was towed and moved out of the lane of traffic. Officer cleared.

Residential Accident-DOA

May 25

4000 block Windmill Dr, Independence. Officers were dispatched to a male pinned under a golf cart. Officers along with Loretto Fire were able to lift the golf cart off the victim and get him out from underneath. His vitals were checked and was found that he had died from the accident. Case is under investigation.

- Drug Overdose
May 25 1000 block Newport St, Maple Plain. Officer dispatched to an intentional overdose/suicidal female. She waited in her car for officers and when they arrived, she made suicidal comments. She was placed on a welfare hold and transported to Fairview Southdale Hospital.
- Heart
May 25 1000 block Three Oaks Ave, Maple Plain. Officer was dispatched to a male who wasn't feeling right. His blood pressure was high, and he has a heart history. North Ambulance arrived and took over care. The officer cleared before a transport decision was made.
- Fight
May 25 4000 block Hwy 12, Maple Plain. Officer was dispatched to an intoxicated male at a local business fighting with other patrons. He stated he'd been punched in the face. Another bar patron stated the intoxicated male wouldn't leave his party alone, so he pushed the male away. The altercation appeared to be mutual. The intoxicated male became uncooperative, refused medical attention, and left the scene.
- Disturbance
May 26 2000 block Lindgren Ln, Independence. Officer dispatched to a report of a disturbance. Officer arrived on scene and spoke with a construction crew who stated a nearby homeowner was upset about damage to the property. Homeowner came out of her residence and was yelling at the construction crew. Officer arranged for the construction crew to fix the homeowners driveway and enter the property in a different way. Officer cleared
- Scam
May 26 4000 block of South Lake Sarah Drive, Independence. Officer dispatched to a report of an attempted scam. Reporting party received an email from "Amazon Prime" which they indicated they do not have an account with. The email advised the party to confirm a purchase of a TV. No unauthorized charges were made. Officer advised them to protect their identity moving forward by providing resources. Officer cleared.
- Suspicious
May 26 Pioneer Creek Golf, Independence. Officer dispatched to a suspicious vehicle that was parked near the golf course. Officer arrived on scene and contacted the vehicle that had one occupant inside. Occupant told the officer that he was sleeping. Officer advised him to find another place to sleep and provided resources. Officer cleared.
- Medical
May 27 Maple Plain Apartments, Maple Plain. Officer dispatched to a report of a child who had chest pains. Officer arrived on scene and learned that the patient has a pacemaker. Child was breathing and able to speak. Officer assisted with care until ambulance arrived on scene. Ambulance transported child to Children's Hospital.
- Disturbance
May 28 5300 block of Highway 12, Maple Plain. Officer responded to a report of vehicles doing donuts in the parking lot of a local business. Officer arrived on scene and found the vehicles. Vehicles were occupied by two juvenile males. Officer gave verbal warning and notified the juveniles' parents of their driving conduct. Officer cleared.
- Check Welfare
May 28 1700 block of Budd Avenue, Maple Plain. Officer dispatched to a report of a suicidal female. Officer arrived on scene to find a female who had climbed to the third level of a nearby tower. Officer talked to the female and had her safely come down from the tower to talk. Officer talked to the female about why she was feeling suicidal. The officer had the female transported to the hospital by ambulance. Officer cleared.

Animal Complaint

May 29 5000 block Fieldstone Pl, Independence. Report received of a coyote that chased a deer through a resident's yard by the kids' play area. Officer discussed safety and elimination ideas with the resident.

DAC-IPS

May 29 CR 11/90, Independence. A traffic stop was initiated on a vehicle that drove over the centerline. The driver was found to have a cancelled IPS driver's license. His vehicle was impounded, and the plates were pulled. He was advised how to get his vehicle out of impound. He was transported to HC Jail.

Unwanted

May 30 Maple Terrace Apartments, Maple Plain. Officer dispatched to a female who was on the property and was not supposed to be there. Tenants from the Apartment claimed that the female was trespassed from the property. Officer arrived on scene and contacted the female who was parked nearby in her vehicle. Female was not actually on the property, but officer issued an outstanding no trespass notice. Female was advised to leave the area. She complied.

Animal Complaint

May 31 Lake Sarah Road and County Road 11, Independence. Officer dispatched to lose cows in the area. Officer arrived on scene and contacted a nearby resident who owned the cows. Officer waited in the area keeping the cows off the road until the owner was able to remove them. Officer cleared.

Suspicious Vehicle

May 31 6800 block of Pagenkopf Road, Independence. Officer dispatched to suspicious vehicle that was parked in the area. Officer located the vehicle that was reported and saw that there were also several other vehicles that belonged to a painting company. Officer advised the reporting party of his findings and cleared.

124 contacts of citations, verbal and written warnings were issued for traffic and equipment.

West Hennepin Public Safety
Monthly Claims
 April 2022

Type	Date	Num	Name	Memo	Account	Clr	Split	Amount
Check	04/01/2022	HSA	Optum Bank	employer HSA contributions	West Hennepin Public Safety	√	104 C - Employer HSA Contributions	-11,500.00
Deposit	04/06/2022			Deposit	West Hennepin Public Safety	√	-SPLIT-	164,540.99
General Journal	04/06/2022	609		monthly requisition, April 2022	West Hennepin Public Safety	√	1701 - Capital Improvement Fund	-2,916.00
Check	04/07/2022	34490	Employee	expense reimb	West Hennepin Public Safety	√	608 - Citizens Academy	-65.99
Check	04/07/2022	34491	Postmaster	VOID postage	West Hennepin Public Safety	√	202 - Postage	0.00
Check	04/07/2022	34492	Postmaster	postage stamps	West Hennepin Public Safety	√	202 - Postage	-775.20
Check	04/08/2022	34494	Employee	uniform exp reimb	West Hennepin Public Safety	√	105 - Uniform Expense	-45.99
Check	04/08/2022	34495	Galls, LLC	uniform exp reimb	West Hennepin Public Safety	√	-SPLIT-	-290.99
Check	04/08/2022	34496	City of Independence	utilities reimb	West Hennepin Public Safety	√	-SPLIT-	-1,263.16
Check	04/08/2022	34497	Loffler - Corporate	copier lease	West Hennepin Public Safety	√	203 - Office/Opr Equip Maintenance	-258.68
Check	04/08/2022	34498	Tegrete	cleaning supplies	West Hennepin Public Safety	√	204 - Office/Operating Supplies	-144.58
Check	04/08/2022	34499	Winning Edge	plaques/awards	West Hennepin Public Safety	√	204 - Office/Operating Supplies	-177.20
Check	04/08/2022	34500	CenterPoint Energy	office gas usage	West Hennepin Public Safety	√	207 - Utilities/Gas/Electric	-612.42
Check	04/08/2022	34501	Thomson Reuters - West	investigative tool	West Hennepin Public Safety	√	302 A3 - Investigative IT Fees	-110.25
Check	04/08/2022	34502	Suburban Tire & Auto Service Inc.	squad tires	West Hennepin Public Safety	√	303 - Auto Maintenance	-642.48
Check	04/08/2022	34503	Davis Chevrolet of Delano	squad mtnc/repair	West Hennepin Public Safety	√	303 - Auto Maintenance	-700.85
Check	04/08/2022	34504	Delano Carquest	squad mtnc/parts	West Hennepin Public Safety	√	303 - Auto Maintenance	-15.98
Check	04/08/2022	34505	Mid-County Coop	squad fuel tank fill	West Hennepin Public Safety	√	304 - Fuel and Oil	-1,534.67
Check	04/09/2022	34506	Peterson Counseling & Consulting	counseling	West Hennepin Public Safety	√	307 E - Support Staff Training	-1,010.00
Check	04/09/2022	34507	Action Fleet, LLC	squad build	West Hennepin Public Safety	√	402 - Capital Improvement Plan	-7,882.54
Check	04/11/2022	34508	Hennepin County Accounts Receivable	radios lease/MDC fees	West Hennepin Public Safety	√	302 F - Radios, MDCs	-1,163.79
Check	04/11/2022	34509	Bureau of Crim. Apprehension	CJDN Access Fees	West Hennepin Public Safety	√	302 A4 - State IT Connection Fees	-390.00
Check	04/11/2022	34510	Element Technologies, LLC	computer support & hardware	West Hennepin Public Safety	√	-SPLIT-	-4,423.99
Check	04/11/2022	34511	Employee	lodging expense reimb	West Hennepin Public Safety	√	-SPLIT-	-680.55
Check	04/11/2022	34512	iPromo	evidence flash drives	West Hennepin Public Safety	√	204 - Office/Operating Supplies	-1,295.60
Check	04/12/2022	34513	Streicher's Police Equipment	uniform exp reimb	West Hennepin Public Safety	√	-SPLIT-	-118.99
Check	04/12/2022	34514	Madden Galanter Hansen	legal fees	West Hennepin Public Safety	√	404 - Contingency Fund	-266.00
Check	04/12/2022	34515	Cardmember Service	misc. monthly cc charges	West Hennepin Public Safety	√	-SPLIT-	-861.76
Check	04/12/2022	34493	West Hennepin Public Safety	VOID void	West Hennepin Public Safety	√	404 - Contingency Fund	0.00
Check	04/14/2022	HSA	Optum Bank	3/4 Qtr 2022 Employer Contributions	West Hennepin Public Safety	√	-SPLIT-	-4,000.00
General Journal	04/14/2022	610		squad 75 build	1701 - Capital Improvement Fund	√	West Hennepin Public Safety	-7,882.54
Liability Check	04/15/2022	B-MP	Bank of Maple Plain - Paychecks	Apr 1-15, 2022 payroll	West Hennepin Public Safety	√	2100 - Payroll Liabilities	-29,927.60
Liability Check	04/15/2022	IRS	Internal Revenue Service	Apr 1-15, 2022 payroll	West Hennepin Public Safety	√	-SPLIT-	-5,521.78
Liability Check	04/15/2022	EJ	John Hancock	Apr 1-15, 2022 payroll	West Hennepin Public Safety	√	-SPLIT-	-1,250.00
Liability Check	04/15/2022	MN REV	MN Dept. of Revenue	Apr 1-15, 2022 payroll	West Hennepin Public Safety	√	2100 - Payroll Liabilities	-1,887.00
Liability Check	04/15/2022	HSA	Optum Bank	Apr 1-15, 2022 payroll	West Hennepin Public Safety	√	2100 - Payroll Liabilities	-681.00
Liability Check	04/15/2022	34512	PERA	Apr 1-15, 2022 payroll	West Hennepin Public Safety	√	-SPLIT-	-12,109.08
Liability Check	04/15/2022	FSA	TASC	Apr 1-15, 2022 payroll	West Hennepin Public Safety	√	2100 - Payroll Liabilities	-64.84
Check	04/15/2022	34516	Certified Crime Fighter	annual subscription	West Hennepin Public Safety	√	206 - Books/Dues/Subscriptions	-720.00
Check	04/18/2022	B-MP	Bank of Maple Plain	ACH Batch Item Fees	West Hennepin Public Safety	√	101 H - Payroll ACH Fees	-1.80
Check	04/18/2022	B-MP	Bank of Maple Plain	ACH Batch Orig Fees	West Hennepin Public Safety	√	101 H - Payroll ACH Fees	-8.85
Check	04/18/2022	B-MP	Bank of Maple Plain	ACH Service fees	West Hennepin Public Safety	√	101 H - Payroll ACH Fees	-9.95
Check	04/21/2022	HSA	Optum Bank	3rd, 4th, Qtr 2022 Employer Contributions	West Hennepin Public Safety	√	104 C - Employer HSA Contributions	-2,000.00
Check	04/21/2022	34517	HealthPartners Group	medical ins premium	West Hennepin Public Safety	√	-SPLIT-	-22,099.00
Check	04/21/2022	34518	Optum Financial, Inc	HSA mtnc fees	West Hennepin Public Safety	√	104 D - Benefits Administration Fees	-29.75
Check	04/21/2022	34519	City of Independence	dental ins premiums	West Hennepin Public Safety	√	104 E - Dental Insurance	-1,246.88
Check	04/21/2022	34520	Verizon Wireless	cell phones and wireless aircards	West Hennepin Public Safety	√	201 - Telephone	-909.65
Check	04/21/2022	34521	Tactical Solutions	radar certifications	West Hennepin Public Safety	√	203 - Office/Opr Equip Maintenance	-280.00
Check	04/21/2022	34522	Office Depot	replenish office supplies	West Hennepin Public Safety	√	-SPLIT-	-565.92
Check	04/21/2022	34523	Ohlin Sales Inc.	batteries	West Hennepin Public Safety	√	204 - Office/Operating Supplies	-53.24
Check	04/21/2022	34524	Office of MNIT Services	monthly WAN service	West Hennepin Public Safety	√	302 A2a - IT Support & Fees	-49.30
Check	04/21/2022	34525	Mid-County Coop	fuel tank fill	West Hennepin Public Safety	√	304 - Fuel and Oil	-1,237.77
Check	04/21/2022	34526	Hennepin County Chiefs of Police Assoc.	membership dues	West Hennepin Public Safety	√	307 A4 - Chief's School	-1,040.00
Check	04/21/2022	34527	Abdo	annual audit fee remaining balance	West Hennepin Public Safety	√	308 - Audit	-2,000.00
Deposit	04/22/2022			Deposit	West Hennepin Public Safety	√	503 P - Sale of Squad Cars	7,340.00
Liability Check	04/29/2022	B-MP	Bank of Maple Plain - Paychecks	Apr 16-30, 2022 payroll	West Hennepin Public Safety	√	2100 - Payroll Liabilities	-28,401.85
Liability Check	04/29/2022	IRS	Internal Revenue Service	Apr 16-30, 2022 payroll	West Hennepin Public Safety	√	-SPLIT-	-5,056.74
Liability Check	04/29/2022	EJ	John Hancock	Apr 16-30, 2022 payroll	West Hennepin Public Safety	√	-SPLIT-	-1,250.00
Liability Check	04/29/2022	MN REV	MN Dept. of Revenue	Apr 16-30, 2022 payroll	West Hennepin Public Safety	√	2100 - Payroll Liabilities	-1,677.00
Liability Check	04/29/2022	HSA	Optum Bank	Apr 16-30, 2022 payroll	West Hennepin Public Safety	√	2100 - Payroll Liabilities	-1,281.00
Liability Check	04/29/2022	PERA	PERA	Apr 16-30, 2022 payroll	West Hennepin Public Safety	√	-SPLIT-	-11,597.42
Liability Check	04/29/2022	FSA	TASC	Apr 16-30, 2022 payroll	West Hennepin Public Safety	√	2100 - Payroll Liabilities	-64.84
Deposit	04/29/2022			Deposit	West Hennepin Public Safety	√	-SPLIT-	230.00
Deposit	04/29/2022			Deposit	West Hennepin Public Safety	√	-SPLIT-	1,019.40
Deposit	04/30/2022			Interest	West Hennepin Public Safety	√	503 F - Interest	23.89
Deposit	04/30/2022			Interest	West Hennepin Reserves	√	503 F - Interest	0.32
Deposit	04/30/2022			Interest	West Hennepin Crime Prevention	√	503 F - Interest	0.50

AUDITED & APPROVED:

DATE:

West Hennepin Public Safety
Monthly Claims
 May 2022

Type	Date	Num	Name	Memo	Account	Clr	Split	Amount
Deposit	05/03/2022			Deposit	West Hennepin Public Safety	√	-SPLIT-	166,378.56
General Journal	05/03/2022	611		monthly requisition, May 2022	West Hennepin Public Safety	√	1701 Capital Improvement Fund	-2,916.00
Check	05/05/2022	34528	Paterson Counseling & Consulting	consulting service fee	West Hennepin Public Safety	√	307 F Wellness Program	-125.00
Check	05/05/2022	34529	Reliance Standard Life Ins	ltd insurance premium	West Hennepin Public Safety	√	104 H Long Term Disability	-502.23
Check	05/05/2022	34530	Standard Insurance Company	life & std insurance premiums	West Hennepin Public Safety	√	-SPLIT-	-596.25
Check	05/05/2022	34531	Employee	uniform expense reimb	West Hennepin Public Safety	√	105 Uniform Expense	-114.34
Check	05/05/2022	34532	City of Dayton	training registration	West Hennepin Public Safety	√	307 E4 Support Staff Schools	-125.00
Check	05/10/2022	34535	Delano True Value	speed sign mtnc parts	West Hennepin Public Safety	√	203 Office/Opr Equip Maintenance	-5.27
Check	05/10/2022	34533	Streicher's Police Equipment	officer ballistic vest	West Hennepin Public Safety	√	-SPLIT-	-1,459.99
Check	05/10/2022	34536	Loffler - Leasing	copier lease	West Hennepin Public Safety	√	203 Office/Opr Equip Maintenance	-532.41
Check	05/10/2022	34537	Axon Enterprise, Inc.	taser batteries	West Hennepin Public Safety	√	204 Office/Operating Supplies	-316.92
Check	05/10/2022	34538	CenterPoint Energy	office gas usage	West Hennepin Public Safety	√	207 Utilities/Gas/Electric	-389.19
Check	05/10/2022	34539	Element Technologies, LLC	contracted monthly IT service	West Hennepin Public Safety	√	302 A2 IT Contracted Services/hdw/sft	-1,584.00
Check	05/10/2022	34541	Thomson Reuters - West	investigative tool	West Hennepin Public Safety	√	302 A3 Investigative IT Fees	-110.25
Check	05/10/2022	34542	Atlas Business Solutions, Inc.	annual ScheduleAnywhere licenses	West Hennepin Public Safety	√	302 A5 Other Billable Services	-600.00
Check	05/10/2022	34543	Hennepin County Accounts Receivable	radio & MDC fees	West Hennepin Public Safety	√	302 F Radios, MDCs	-1,163.79
Check	05/10/2022	34544	Davis Chevrolet of Delano	squad repair	West Hennepin Public Safety	√	303 Auto Maintenance	-1,142.07
Check	05/10/2022	34545	Mid-County Coop	fuel tank fill	West Hennepin Public Safety	√	-SPLIT-	-2,205.03
Check	05/10/2022	34546	Madden Galanter Hansen	atty services	West Hennepin Public Safety	√	404 Contingency Fund	-608.00
Check	05/10/2022	34547	Applied Tactical Technologies, Inc.	ballistic shield	West Hennepin Public Safety	√	402 Capital Improvement Plan	-2,198.24
Check	05/10/2022	34534	Fobbe Electric, Inc.	electrician services	West Hennepin Public Safety	√	203 Office/Opr Equip Maintenance	-715.00
Check	05/10/2022	34540	North Memorial	training registrations	West Hennepin Public Safety	√	-SPLIT-	-240.00
General Journal	05/10/2022	612		ATT-Tactical Segret-Fighting Shield Level IIIA	1701 - Capital Improvement Fund	√	West Hennepin Public Safety	-2,198.24
Check	05/10/2022	34548	Coborn's Car Wash	preloaded car washes	West Hennepin Public Safety	√	303 Auto Maintenance	-324.00
Check	05/12/2022	34549	Galls, LLC	uniform expense	West Hennepin Public Safety	√	105 Uniform Expense	-8.10
Check	05/12/2022	34550	City of Independence	shared building expenses reimb	West Hennepin Public Safety	√	-SPLIT-	-1,200.13
Check	05/12/2022	34551	Employee	uniform expense reimb	West Hennepin Public Safety	√	105 Uniform Expense	-54.99
Check	05/12/2022	34552	Cardmember Service	monthly credit card charges	West Hennepin Public Safety	√	-SPLIT-	-1,472.11
Check	05/13/2022	HSA	Optum Bank	2nd Qtr Employer Contribution Correction	West Hennepin Public Safety	√	104 C Employer HSA Contributions	-250.00
Liability Check	05/16/2022	B-MP	Bank of Maple Plain - Paychecks	May 1-15, 2022 payroll	West Hennepin Public Safety	√	2100 Payroll Liabilities	-29,324.24
Liability Check	05/16/2022	IRS	Internal Revenue Service	May 1-15, 2022 payroll	West Hennepin Public Safety	√	-SPLIT-	-5,455.38
Liability Check	05/16/2022	MN REV	MN Dept. of Revenue	May 1-15, 2022 payroll	West Hennepin Public Safety	√	2100 Payroll Liabilities	-1,769.00
Liability Check	05/16/2022	EJ	John Hancock	May 1-15, 2022 payroll	West Hennepin Public Safety	√	-SPLIT-	-1,250.00
Liability Check	05/16/2022	HSA	Optum Bank	May 1-15, 2022 payroll	West Hennepin Public Safety	√	2100 Payroll Liabilities	-681.00
Liability Check	05/16/2022	PERA	PERA	May 1-15, 2022 payroll	West Hennepin Public Safety	√	-SPLIT-	-11,849.86
Liability Check	05/18/2022	FSA	TASC	May 1-15, 2022 payroll	West Hennepin Public Safety	√	2100 Payroll Liabilities	-64.84
Check	05/16/2022	34554	Driver and Vehicle Services	LEMA 'POLICE' name plates	West Hennepin Public Safety	√	303 Auto Maintenance	-42.00
Check	05/16/2022	34553	Driver and Vehicle Services	VOID, void	West Hennepin Public Safety	√	404 Contingency Fund	0.00
Check	05/16/2022	B-MP	Bank of Maple Plain	ACH Batch Item fees	West Hennepin Public Safety	√	101 H Payroll ACH Fees	-0.55
Check	05/16/2022	B-MP	Bank of Maple Plain	ACH Batch Orig fees	West Hennepin Public Safety	√	101 H Payroll ACH Fees	-2.95
Check	05/16/2022	B-MP	Bank of Maple Plain	ACH Service fees	West Hennepin Public Safety	√	101 H Payroll ACH Fees	-9.95
Check	05/25/2022	34555	HealthPartners Group	medical ins premiums	West Hennepin Public Safety	√	-SPLIT-	-20,099.00
Check	05/25/2022	34556	Optum Financial, Inc.	HSA maint. fee	West Hennepin Public Safety	√	104 D Benefits Administration Fees	-21.25
Check	05/25/2022	34557	City of Independence	dental ins premiums	West Hennepin Public Safety	√	104 E Dental Insurance	-1,074.44
Check	05/25/2022	34558	Standard Insurance Company	life and std ins premiums	West Hennepin Public Safety	√	-SPLIT-	-456.87
Check	05/25/2022	34559	Reliance Standard Life Ins.	ltd ins premiums	West Hennepin Public Safety	√	104 H Long Term Disability	-502.23
Check	05/25/2022	34560	Galls, LLC	uniform expense	West Hennepin Public Safety	√	105 Uniform Expense	-41.40
Check	05/25/2022	34561	Streicher's Police Equipment	uniform, firearm expenses	West Hennepin Public Safety	√	-SPLIT-	-729.96
Check	05/25/2022	34562	Verizon Wireless	cell phones & wireless aircards	West Hennepin Public Safety	√	201 Telephone	-690.46
Check	05/25/2022	34563	Crow River News	subscription renewal	West Hennepin Public Safety	√	205 Books/Dues/Subscriptions	-60.95
Check	05/25/2022	34564	Office of MNIT Services	monthly WAN services	West Hennepin Public Safety	√	302 A2a IT Support & Fees	-49.30
Check	05/25/2022	34565	Davis Chevrolet of Delano	squad maint/repairs	West Hennepin Public Safety	√	-SPLIT-	-561.71
Check	05/25/2022	34566	Driver and Vehicle Services	registration renewal	West Hennepin Public Safety	√	303 Auto Maintenance	-14.25
Check	05/25/2022	34567	Mid-County Coop	fuel tank fills	West Hennepin Public Safety	√	-SPLIT-	-1,699.92
Deposit	05/31/2022			Deposit	West Hennepin Public Safety	√	-SPLIT-	400.00
Deposit	05/31/2022			Deposit	West Hennepin Public Safety	√	-SPLIT-	26.00
Deposit	05/31/2022			Interest	West Hennepin Crime Prevention	√	503 F Interest	0.48
Deposit	05/31/2022			Interest	West Hennepin Reserves	√	503 F Interest	0.31
Deposit	05/31/2022			Interest	West Hennepin Public Safety	√	503 F Interest	26.07

AUDITED & APPROVED: _____

DATE: _____

West Hennepin Public Safety
Monthly Claims
 June 2022

Type	Date	Num	Name	Memo	Account	Clr	Split	Amount
Jun 22								
Liability Check	06/01/2022	IRS	Internal Revenue Service	May 16-31, 2022 payroll	West Hennepin Public Safety	√	-SPLIT-	-5,823.20
Liability Check	06/01/2022	MN REV	MN Dept. of Revenue	May 16-31, 2022 payroll	West Hennepin Public Safety	√	2100 Payroll Liabilities	-1,944.00
Liability Check	06/01/2022	B-MP	Bank of Maple Plain - Paychecks	May 16-31, 2022 payroll	West Hennepin Public Safety	√	2100 Payroll Liabilities	-29,536.98
Liability Check	06/01/2022	ED	John Hancock	May 16-31, 2022 payroll	West Hennepin Public Safety	√	-SPLIT-	-1,250.00
Liability Check	06/01/2022	HSA	Optum Bank	May 16-31, 2022 payroll	West Hennepin Public Safety	√	2100 Payroll Liabilities	-681.00
Liability Check	06/01/2022	PERA	PERA	May 16-31, 2022 payroll	West Hennepin Public Safety	√	-SPLIT-	-12,076.97
Liability Check	06/01/2022	FSA	TASC	May 16-31, 2022 payroll	West Hennepin Public Safety	√	2100 Payroll Liabilities	-64.84
Deposit	06/01/2022			Deposit	West Hennepin Public Safety	√	-SPLIT-	156,253.58
Check	06/02/2022	34568	Employee	expense reimbursement	West Hennepin Public Safety	√	307 B4 - Officer Schools	-360.00
General Journal	06/02/2022	613		monthly requisition, June 2022	West Hennepin Public Safety	√	1701 Capital Improvement Fund	-2,916.00
Deposit	06/06/2022				West Hennepin Crime Prevention	√	503 G - Miscellaneous	1,000.00
Check	06/10/2022	34569	Galle, LLC	uniform expense	West Hennepin Public Safety	√	105 - Uniform Expense	-45.00
Check	06/10/2022	34570	West Hennepin Public Safety Petty Cash	replenish office petty cash	West Hennepin Public Safety	√	-SPLIT-	-180.00
Check	06/10/2022	34571	Lofler - Leasing	copier lease	West Hennepin Public Safety	√	203 Office/Oper Equip Maintenance	-42.61
Check	06/10/2022	34572	Republic Services	document shredding	West Hennepin Public Safety	√	204 - Office/Operating Supplies	-76.27
Check	06/10/2022	34573	City of Independence	utility expense reimb	West Hennepin Public Safety	√	207 - Utilities/Gas/Electric	-607.45
Check	06/10/2022	34574	CenterPoint Energy	office gas usage	West Hennepin Public Safety	√	207 - Utilities/Gas/Electric	-180.71
Check	06/10/2022	34575	Element Technologies, LLC	contracted IT service	West Hennepin Public Safety	√	302 A2 - IT Contracted Services/hw/sw/ft	-1,584.00
Check	06/10/2022	34576	Thomson Reuters - West	online software subscription	West Hennepin Public Safety	√	302 A3 - Investigative IT Fees	-110.25
Check	06/10/2022	34577	Hennepin County Accounts Receivable	radio/MDC fees	West Hennepin Public Safety	√	302 F - Radios, MDCs	-1,163.79
Check	06/10/2022	34578	Davis Chevrolet of Delano	squad maintenance/repairs	West Hennepin Public Safety	√	-SPLIT-	-1,225.54
Check	06/10/2022	34579	Suburban Tire Wholesale Inc.	squad tires	West Hennepin Public Safety	√	-SPLIT-	-1,123.36
Check	06/10/2022	34580	Mid-County Coop	fuel tank refills	West Hennepin Public Safety	√	-SPLIT-	-2,094.81
Check	06/10/2022	34581	North Memorial	training registration	West Hennepin Public Safety	√	307 B4 - Officer Schools	-40.00
Check	06/10/2022	34582	Spectrum Business Systems	typewriter repair	West Hennepin Public Safety	√	203 - Office/Oper Equip Maintenance	-152.42
Check	06/10/2022	34583	Cardmember Service	monthly credit card charges	West Hennepin Public Safety	√	-SPLIT-	-833.11
Check	06/10/2022	34584	Action Fleet, LLC	squad mtnc	West Hennepin Public Safety	√	303 - Auto Maintenance	-752.68
Deposit	06/14/2022			Deposit	West Hennepin Public Safety	√	104 B - Medical Insurance	1,365.86
Deposit	06/14/2022			Deposit	West Hennepin Crime Prevention	√	503 G - Miscellaneous	500.00
Liability Check	06/16/2022	B-MP	Bank of Maple Plain - Paychecks	June 1-15, 2022 payroll	West Hennepin Public Safety	√	2100 Payroll Liabilities	-29,353.43
Liability Check	06/16/2022	IRS	Internal Revenue Service	June 1-15, 2022 payroll	West Hennepin Public Safety	√	-SPLIT-	-5,615.64
Liability Check	06/16/2022	EJ	John Hancock	June 1-15, 2022 payroll	West Hennepin Public Safety	√	-SPLIT-	-1,250.00
Liability Check	06/16/2022	MN REV	MN Dept. of Revenue	June 1-15, 2022 payroll	West Hennepin Public Safety	√	2100 Payroll Liabilities	-1,915.00
Liability Check	06/16/2022	HSA	Optum Bank	June 1-15, 2022 payroll	West Hennepin Public Safety	√	2100 Payroll Liabilities	-681.00
Liability Check	06/16/2022	PERA	PERA	June 1-15, 2022 payroll	West Hennepin Public Safety	√	-SPLIT-	-11,638.74
Liability Check	06/16/2022	FSA	TASC	June 1-15, 2022 payroll	West Hennepin Public Safety	√	2100 Payroll Liabilities	-64.84
Check	06/16/2022	B-MP	Bank of Maple Plain	direct deposit batch item fee	West Hennepin Public Safety	√	101 H - Payroll ACH Fees	-1.10
Check	06/16/2022	B-MP	Bank of Maple Plain	direct deposit origination fee	West Hennepin Public Safety	√	101 H - Payroll ACH Fees	-5.90
Check	06/16/2022	B-MP	Bank of Maple Plain	direct deposit service fees	West Hennepin Public Safety	√	101 H - Payroll ACH Fees	-9.95
Check	06/27/2022	34585	HealthPartners Group	medical ins premium	West Hennepin Public Safety	√	-SPLIT-	-19,284.49
Check	06/27/2022	34586	City of Independence	dental ins premium	West Hennepin Public Safety	√	104 E - Dental Insurance	-1,419.32
Check	06/27/2022	34587	Standard Insurance Company	life & std ins premiums	West Hennepin Public Safety	√	-SPLIT-	-527.68
Check	06/27/2022	34588	Reliance Standard Life Ins.	lid ins premium	West Hennepin Public Safety	√	104 H - Long Term Disability	-502.23
Check	06/27/2022	34589	Verizon Wireless	cell phones, wireless aircards	West Hennepin Public Safety	√	201 Telephone	-690.46
Check	06/27/2022	34590	Oak Ridge Pet Boarding	stray retainer fee, July-Dec 2022	West Hennepin Public Safety	√	206 Books/Dues/Subscriptions	-600.00
Check	06/27/2022	34591	Bridgewater Bank	bank subpoena	West Hennepin Public Safety	√	301 Printing	-50.00
Check	06/27/2022	34592	Office of MNIT Services	monthly WAN services	West Hennepin Public Safety	√	302 A2a - IT Support & Fees	-49.30
Check	06/27/2022	34593	City of Dayton	trng registration	West Hennepin Public Safety	√	307 E4 - Support Staff Schools	-125.00
Check	06/27/2022	34594	Madden Galanter Hansen		West Hennepin Public Safety	√	404 Contingency Fund	-342.00
Deposit	06/27/2022			Deposit	West Hennepin Public Safety	√	-SPLIT-	410.00
Deposit	06/27/2022			Deposit	West Hennepin Public Safety	√	-SPLIT-	318.00
Liability Check	06/30/2022	B-MP	Bank of Maple Plain - Paychecks	June 16-30, 2022 payroll	West Hennepin Public Safety	√	2100 Payroll Liabilities	-30,406.31
Liability Check	06/30/2022	IRS	Internal Revenue Service	June 16-30, 2022 payroll	West Hennepin Public Safety	√	-SPLIT-	-5,991.28
Liability Check	06/30/2022	MN REV	MN Dept. of Revenue	June 16-30, 2022 payroll	West Hennepin Public Safety	√	2100 Payroll Liabilities	-2,022.00
Liability Check	06/30/2022	EJ	John Hancock	June 16-30, 2022 payroll	West Hennepin Public Safety	√	-SPLIT-	-1,250.00
Liability Check	06/30/2022	HSA	Optum Bank	June 16-30, 2022 payroll	West Hennepin Public Safety	√	2100 Payroll Liabilities	-681.00
Liability Check	06/30/2022	FSA	TASC	June 16-30, 2022 payroll	West Hennepin Public Safety	√	2100 Payroll Liabilities	-64.84
Liability Check	06/30/2022	PERA	PERA	June 16-30, 2022 payroll	West Hennepin Public Safety	√	-SPLIT-	-12,444.00
Deposit	06/30/2022			Deposit	West Hennepin Public Safety	√	-SPLIT-	66.25
Deposit	06/30/2022			Deposit	West Hennepin Public Safety	√	503 A - Burn Permits	40.00
Deposit	06/30/2022			Interest	West Hennepin Reserves	√	503 F - Interest	0.31
Deposit	06/30/2022			Interest	West Hennepin Crime Prevention	√	503 F - Interest	0.54
Deposit	06/30/2022			Interest	West Hennepin Public Safety	√	503 F - Interest	27.03

AUDITED & APPROVED:

DATE:

**WEST HENNEPIN PUBLIC SAFETY DEPARTMENT
VACATION/COMP TIME HOURS**

June 2022

<u>EMPLOYEE</u>	<u>POSSIBLE ANNUAL VAC HRS</u>	<u>ACCRUED VACATION</u>	<u>ACCRUED COMP</u>	<u>TOTAL HOURS</u>	<u>\$ AMOUNT</u>
BEN ANDERSON	200	236.16	33.75	269.91	11,125.69
JOSH BROZEK	120	100.00	75.50	175.50	7,234.11
KIM CURTIS	200	254.60	10.50	265.10	9,008.10
RICK DENNESON	200	211.44	46.25	257.69	12,776.27
SHAWN EBELING	120	125.50	71.93	197.43	8,138.06
JON HOWES	200	205.00	38.00	243.00	10,016.46
GARY KROELLS	200	251.94		251.94	15,363.30
BEN RASKIN	200	238.91	36.00	274.91	11,331.79
EVA STUMPF	80	1.47	16.50	17.97	451.41
CODY THOMPSON	120	125.58	44.38	169.96	7,005.75
LANCE ZILLES	120	100.00	76.50	176.50	7,275.33
TOTAL		<u>1,850.60</u>	<u>449.31</u>	<u>2,299.91</u>	<u>\$ 99,726.27</u>
			<i>Maple Plain</i>	32.29%	32,201.61
			<i>Independence</i>	67.71%	<u>67,524.66</u>
					99,726.27

NOTE: Comp time is figured on required annual hours and might fluctuate from scheduling.

**WEST HENNEPIN PUBLIC SAFETY DEPARTMENT
ACCUMULATED SICK TIME**

June 2022

<u>EMPLOYEE</u>	<u>SICK HRS</u>	<u>TOTAL SICK</u>	<u>1/3 SICK</u>	<u>1/2 SICK</u>
Ben Anderson	725.00	29,884.50		14,942.25
Josh Brozek	276.00	11,376.72	3,788.45	
Kim Curtis	806.00	27,387.88		13,693.94
Rick Denneson	1008.00	49,976.64		24,988.32
Shawn Ebeling	375.50	15,478.11	5,154.21	
Jon Howes	1004.00	41,384.88	13,781.17	
Gary Kroells	1008.00	61,467.84		30,733.92
Ben Raskin	1008.00	41,549.76	13,836.07	
Eva Stumpf	28.50	715.92	238.40	
Cody Thompson	374.50	15,436.89	5,140.48	
Lance Zilles	605.50	24,958.71	8,311.25	
TOTAL	<u>7,219.00</u>	<u>319,617.85</u>	<u>50,250.03</u>	<u>84,358.43</u>

Total Sick: 134,608.46

Maple Plain 32.29% 43,465.07
Independence 67.71% 91,143.39

Severance as of June 1, 2022: \$54,505.71
Severance as of June 30, 2022: \$54,505.71

Severance is currently funded at: 40.49%

NOTE: 960 HRS IS THE MOST THAT CAN BE ACCUMULATED FOR SEVERANCE.

**West Hennepin Public Safety
2023
Budget Proposal**



Director Gary Kroells
July 12, 2022

Mission:
To protect and serve the citizens of Maple Plain and Independence in a professional and compassionate manner

Table of Contents

Budget Introduction	2
Budget Proposal.....	3-4
Personnel.....	4
Health Benefits	5
PERA	5
Office	5
Operations	6
Capital Purchases	6
Community Service	7
Formula Projection.....	8
Projected Income.....	9
Conclusion.....	10
Excel Budget Worksheet	11-18
Ten Year Capital Expenditure Plan	19-20

WEST HENNEPIN PUBLIC SAFETY

2023 Budget Proposal

Police Commission Meeting
July 12, 2022

Budget Introduction

The following is West Hennepin Public Safety's (WHPS) 2023 proposed budget. Upon approval by the Police Commission, the final 2023 budget will be forwarded to the Cities of Maple Plain and Independence.

The 2023 budget proposal reflects the goals and objectives that have been given to West Hennepin Public Safety to operate within. Our primary objectives are:

- 24 hour/7 days per week police coverage for the communities of Maple Plain and Independence
- Performing our own investigations of crimes that occur within the jurisdictions of Maple Plain and Independence
- Members of West Metro Drug Task Force
- Traffic and narcotics enforcement
- Provide emergency management services and planning for both Maple Plain and Independence
- Work in coordination with Maple Plain, Loretto and Delano Fire Departments, which provide fire coverage for our jurisdiction
- Continued operation of our volunteer Reserve Officer Program
- Community education programs, including Citizens Academy, child seat education, and National Night to Unite
- Members of the Lake Minnetonka SWAT Team

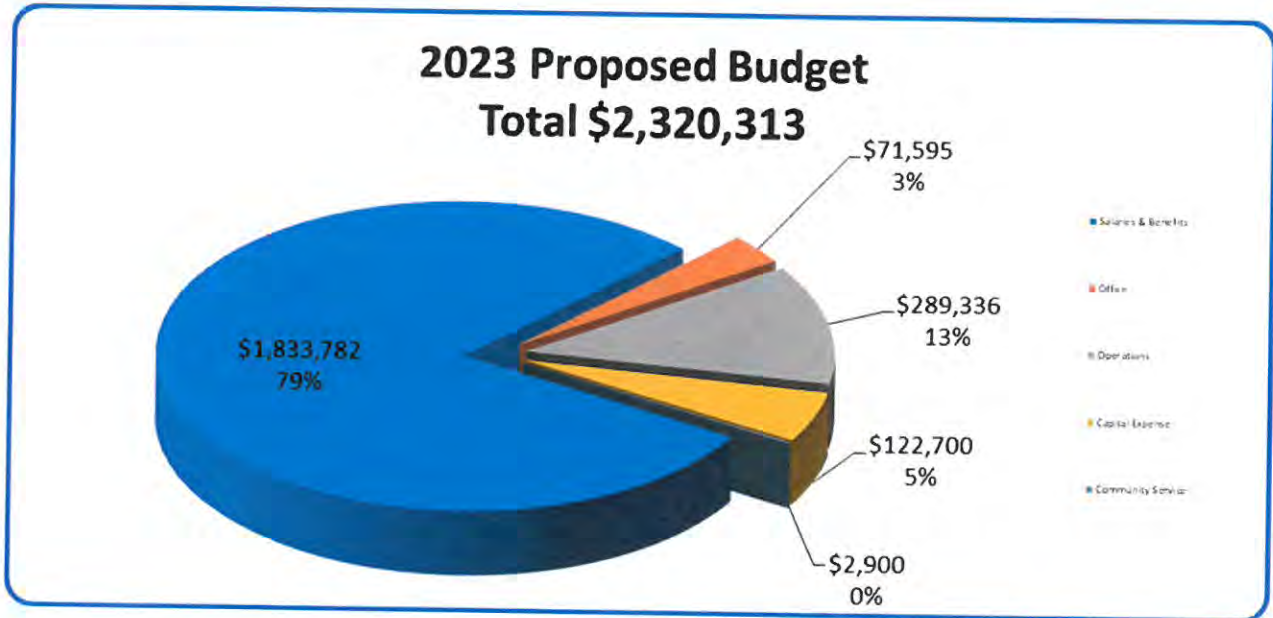
The West Hennepin Public Safety mission is: ***To protect and serve the citizens of Maple Plain and Independence in a professional and compassionate manner.*** This provides highly professional and responsive police services to the citizens of Maple Plain and Independence.

These core values shall serve as a foundation for West Hennepin's vision and form the basis of all functions of West Hennepin Public Safety as we fulfill our Mission:

Honor:	We will conduct ourselves in a manner that brings honor to ourselves, the department, and the community.
Courage:	We will have the courage to do what is right and to stand against what is wrong.
Common Sense:	We will apply common sense to the difficult decisions we must make.
Respect & Dignity:	We will respect the individual rights, human dignity and the value of all members of the community and the department.
Loyalty:	We will provide the highest quality of law enforcement service to the community with the goal of enhancing the quality of life.
Fairness:	We will treat all individuals fairly and equally with compassion.
Trust:	We will conduct ourselves professionally, serving as role models for the community.

2023 Budget Proposal

The proposed budget being submitted to the Police Commission is \$2,322,313. With the adjustment in the funding formula, capital funding, and the decrease of projected income the net increase to both cities is \$266,020 or 12.3%. The City of Independence's increase is \$202,920 (13.37%) and the City of Maple Plain's increase is \$68,300 (9.97%). The formula projection has shifted an additional 1.18% increase toward the City of Independence. For the 2023 budget the City of Independence is at 68.89% and City of Maple Plain is at 31.11%.



The primary changes in the budget are due to:

1. Market increases for police officers and staff along with a longevity retention plan.
2. State mandated PERA employer contribution increased \$12,861.
3. Health insurance decreased \$27,009, primarily due to personnel changes and a \$1,000 reduction in HSA contributions towards employee's family medical plan.
4. Increase in capital improvement plan for future capital needs by \$72,900.
5. Increase in IT services of \$9,000 to cover BCA requirement of off-site backup and dual authentication requirements for all staff.
6. Increase in fuel of \$26,000 due to projected market rate.
7. Increase of \$10,100 for workers compensation for police officers due to PTSD claims. This is the third increase of 20% the past three years.
8. Decrease in projected income of \$5,200.

One of our main increases in 2023 is a focus on retention of personnel at West Hennepin Public Safety Department. A 10% pay increase and the implementation of an employee longevity incentive was included for all West Hennepin employees. With over 75 police officer positions available in the state, we must remain competitive, this projected budget accomplishes that goal. Now more than ever we must keep our police officers and staff competitive with other law enforcement agencies within Hennepin County. Our employees are our most valued asset. Recruitment and retention of police officers has changed over the past three years. Simply put we have a major shortage of people wanting to become police officers and keeping current police officer in the profession. All you must do is turn on the news or watch social media to understand why. Police officers are not around every corner and quite frankly finding good officers will

be very difficult due to the current climate facing law enforcement professionals in our country. All of us are already aware of this major problem. We must act now before it is too late.

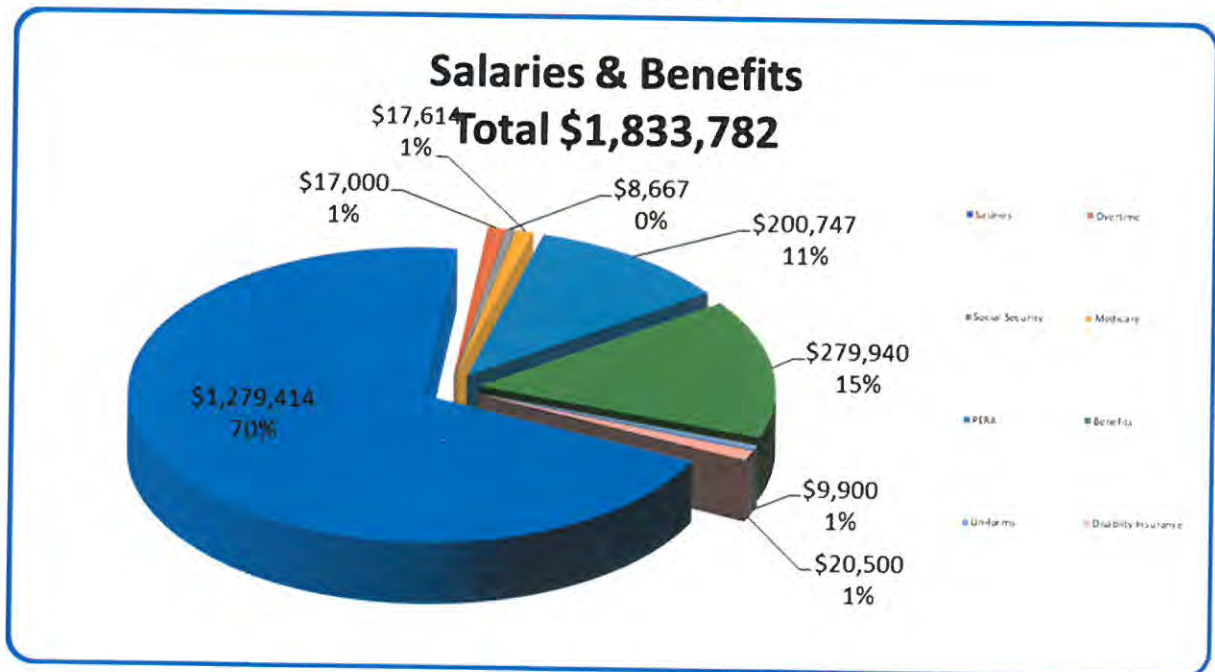
As you review the 2023 Capital Improvement Plan, you will see a 50% increase in capital funding to position West Hennepin for future expenses over the next two years. We are still behind in our long-term funding of capital as you review the projection. This increase in 2023 starts the fund in a positive direction. In 2021 and 2022 I have expressed my concerns our capital plan was not being adequately funded so we must make an investment into our purchasing ability in 2023.

Over the past year I recommended the need for a second patrol supervisor to be promoted from our current patrol officer staff. West Hennepin is currently in the process of promoting a second supervisor in 2022 as expected. A second supervisor in 2022 puts West Hennepin in a positive position to mentor a second supervisor as our current second in command prepares for retirement. Preparing now promotes a smooth transition in the upcoming years. This budget does not reflect a long-term plan of maintaining two patrol sergeants.

Projected income decreased \$5,200 due to decreases in projected state aid to law enforcement and training reimbursement dollars from the Minnesota Police Officers Standards and Training. Any reduction to the projected income as presented will increase the contributions of both cities. In 2022 Governor Walz committed \$450 million to the recruitment and retention of public safety agencies throughout Minnesota. As of this budget proposal that funding has not passed so it is unclear how future funding for public safety will impact West Hennepin Public Safety.

The 2023 budget reflects a 12.3% overall increase, with a 13.37% increase to the City of Independence and 9.97% to the City of Maple Plain. I am confident we can work together and find this budget manageable.

Personnel



The Personnel section of the budget accounts for 79% of our total overall budget. It includes health and dental benefits, overtime, PERS contributions and medical disability insurance that West Hennepin is mandated to pay.

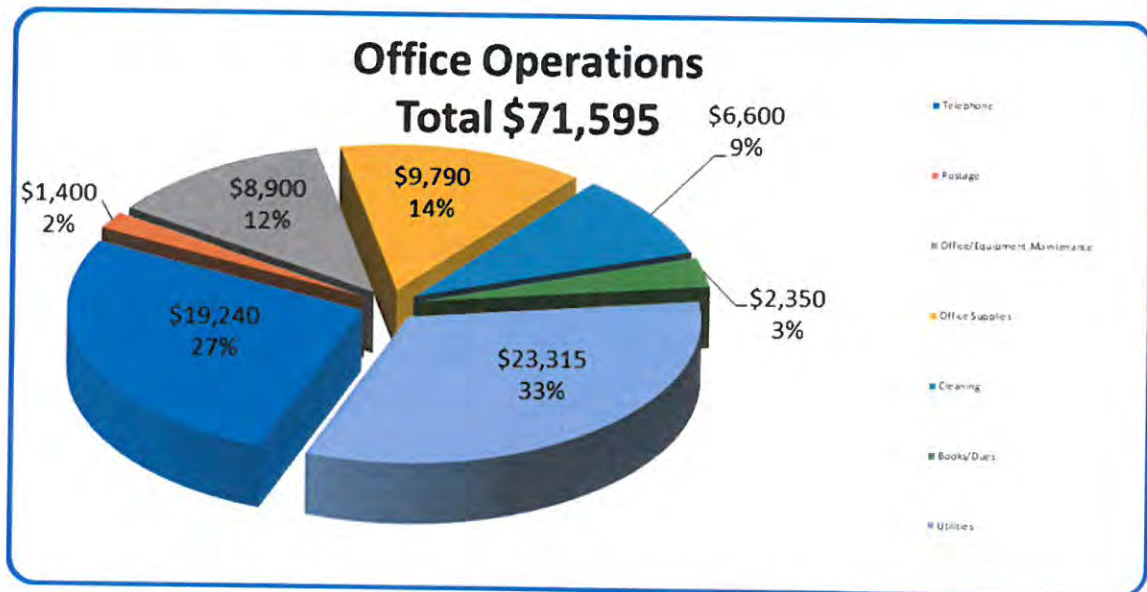
Health Benefits

Our health care representative, Bill Singer from AT Group, and I reviewed several options available for West Hennepin employees. In review the current medical plan with HealthPartners is an open access 3000/6000 HSA plan. Due to personnel changes, reduction in HSA contributions to our employees' family plan by \$1,000 dollars and changes in our mandated disability medical plan, our health care costs will be reduced by \$27,000. That is a reduction of 9% on our medical plan.

PERA

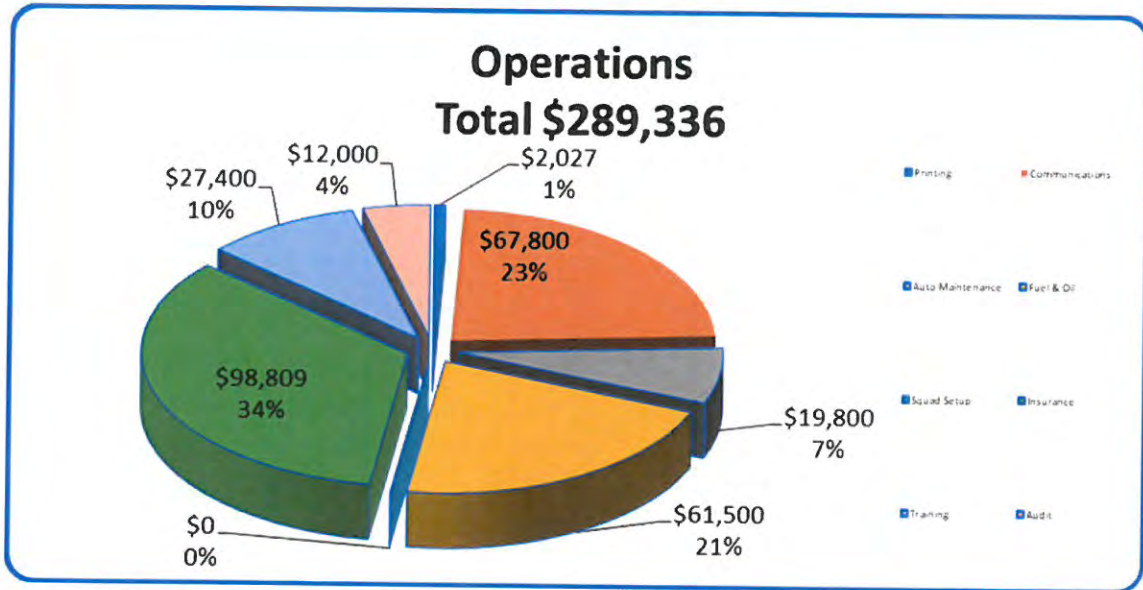
PERA Employer contributions for the Police and Fire Fund in 2023 remained the same at 17.70% for the employer and 11.80% contributions for the employees. Due proposed payroll increases for our employees PERA increased \$12,861 for 2023.

Office



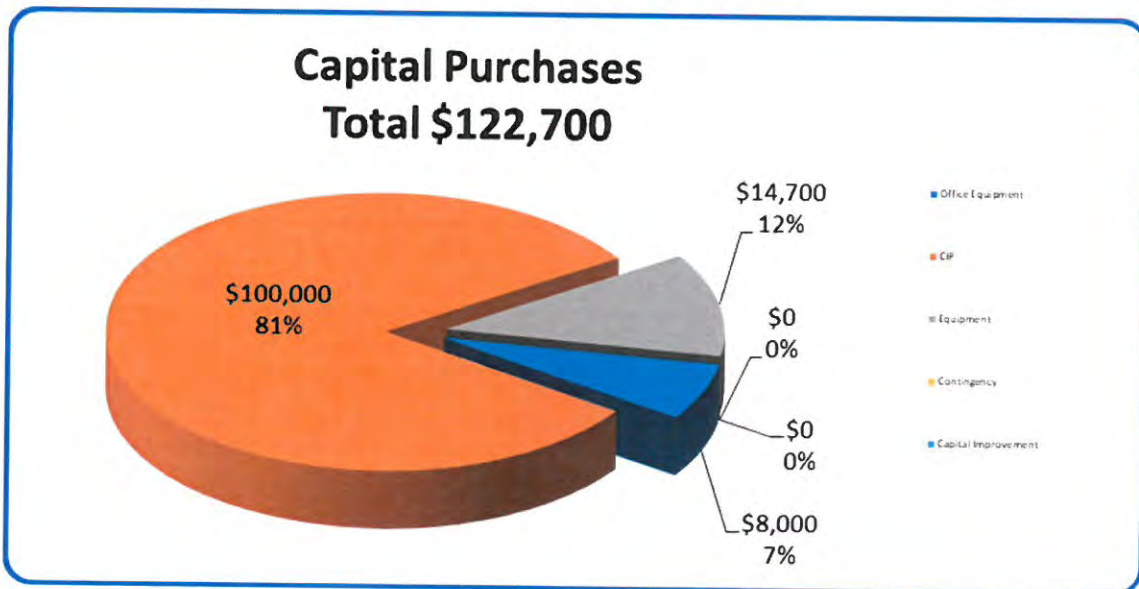
The office section of the budget sees a 14.24% or \$10,195 increase due to increased services for current and future inflation. See attached break down under office operations in this budget packet.

Operations



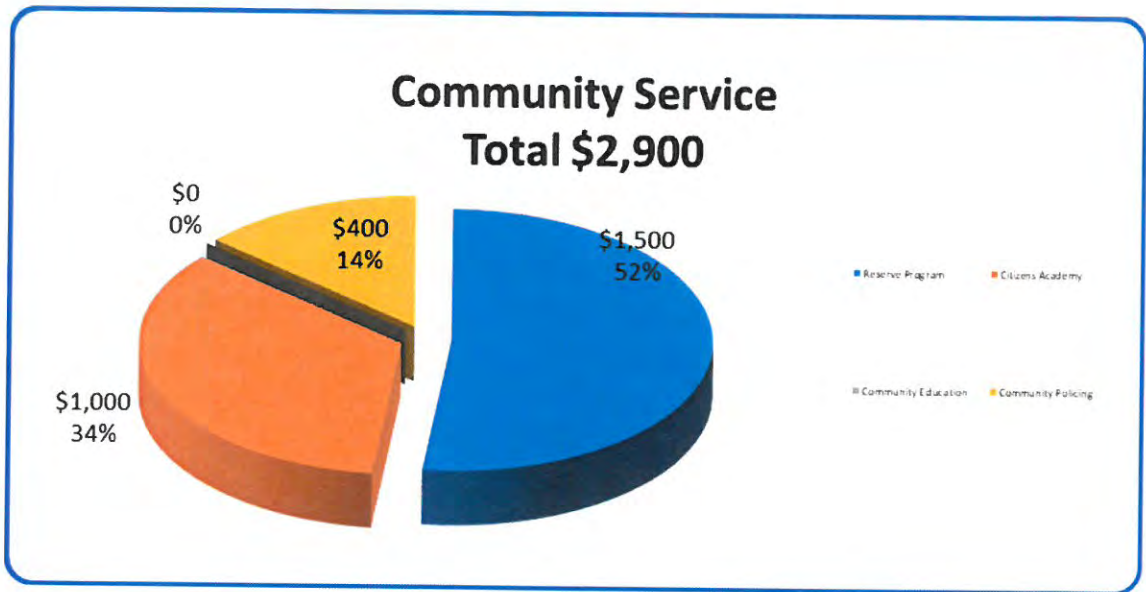
Accounts 301 – 308. This section of the budget sees an increase of \$53,336 or 18.43% in 2023. These increases are primarily due to the inflation of fuel and increased costs for worker comprehensive insurance.

Capital Purchases



Line items 401 - 405. This section of the budget shows an increase 59% or \$72,900. See Capital Improvement Plan on page 19 and page 20 for further references.

Community Service



This section of the budget shows no changes. Reserve Officers donate thousands of hours each year to West Hennepin and our residents benefit from those volunteer hours.

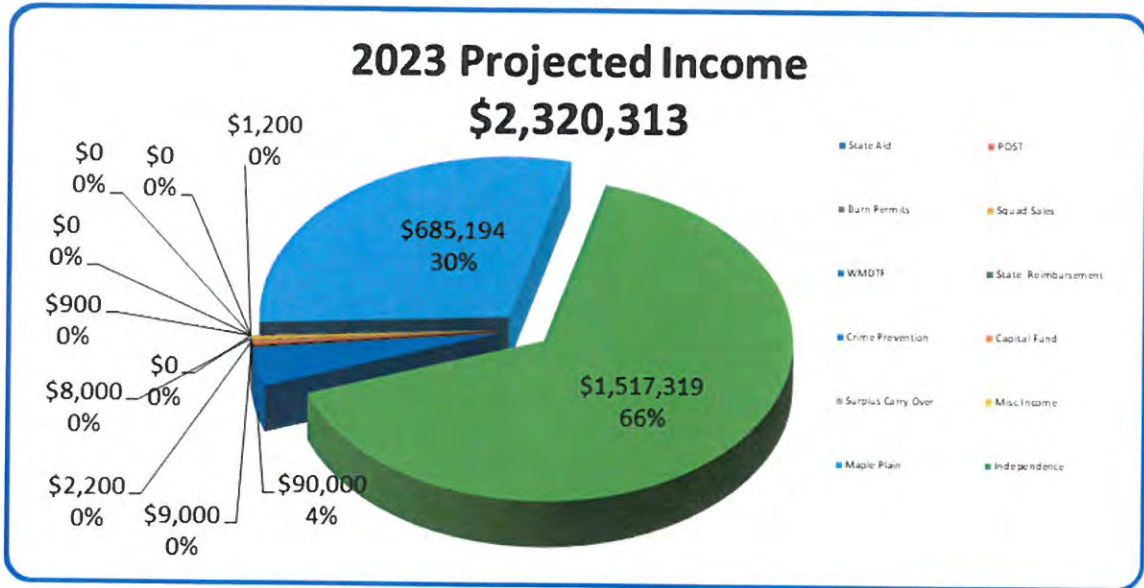
Formula Projection for 2023

In 2023 the shared services formula for the Joint Powers Agreement (JPA) with West Hennepin is set at 31.11% for Maple Plain and 68.89% for Independence. This year shows an increase of 1.18% for Independence and a reduction of this same amount for Maple Plain.

The table below shows the history of the formula breakdown over the past ten years. It shows a consistent pattern with Maple Plain at 32% and Independence at 67%.

History of Formula Breakdown		
	Maple Plain	Independence
2014	34.36%	65.64%
2015	33.28%	66.72%
2016	32.33%	67.67%
2017	31.44%	68.56%
2018	30.98%	69.02%
2019	31.74%	68.26%
2020	32.48%	67.52%
2021	32.56%	67.44%
2022	32.29%	67.71%
2023	31.11%	68.89%
10 Year Average:	32.26%	67.74%

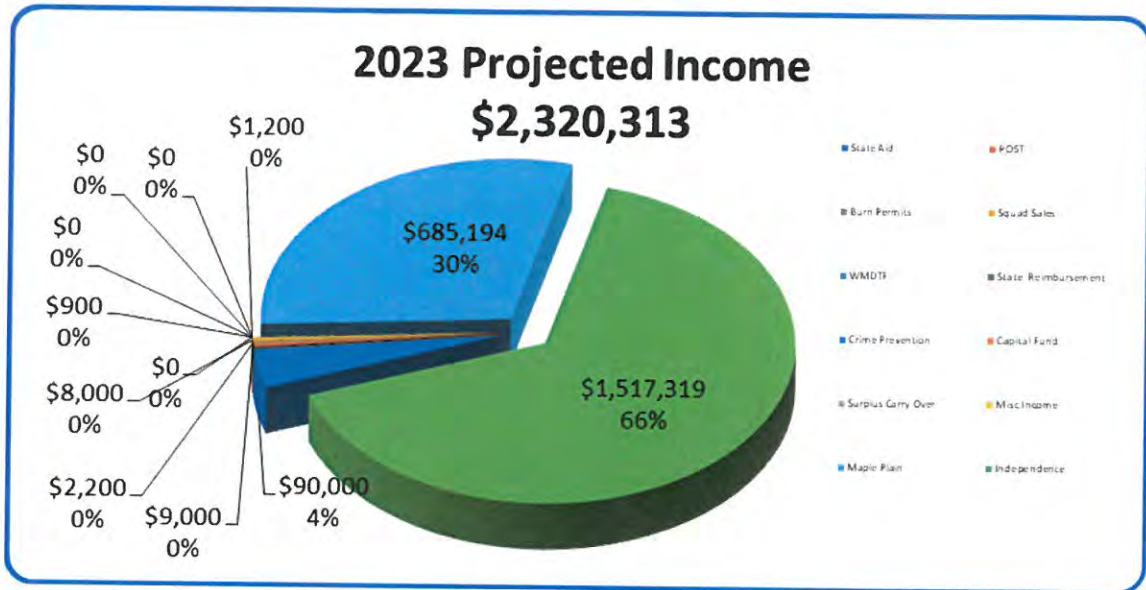
Projected Income for 2023



The projected income for the 2023 budget is a decrease of \$5,200.

The projected income has resulted in a consistent budget percent of funding coming from the Cities of Maple Plain and Independence. The percentage of the budget funded by the two cities has increased from 90.6% in 2021 to 94.9% in 2023.

Conclusion



I would ask the Police Commission to review and present this 2023 proposed budget to your respective councils and adopt the budget as presented. This budget will meet our primary objectives of providing public safety services to the citizens of Maple Plain and Independence.

This table provides a 15-year historical overview of West Hennepin's budgets. In reviewing the 15-year averages, the overall annual budget increase is 3.71%.

Year	Total WHPS Budget		Maple Plain		Independence		# of officers	Comments
	Budget	% of increase	Budget	% Increase	Budget	% Increase		
2009	\$1,331,199	-1.55%	\$405,650	-5.59%	\$809,691	-4.21%	9	
2010	\$1,331,199	0.00%	\$405,528	-0.03%	\$809,720	0.00%	9	
2011	\$1,375,284	3.31%	\$411,921	1.58%	\$802,826	-0.85%	9	
2012	\$1,391,625	1.19%	\$424,393	3.03%	\$805,731	0.36%	9	
2013	\$1,460,032	4.92%	\$448,857	5.76%	\$838,374	4.05%	9	
2014	\$1,491,827	2.18%	\$465,063	3.61%	\$888,564	5.99%	10	
2015	\$1,539,392	3.19%	\$481,332	3.49%	\$965,060	8.61%	10	
2016	\$1,599,114	3.88%	\$484,694	0.49%	\$1,012,420	4.68%	10	
2017	\$1,679,283	5.50%	\$499,480	2.80%	\$1,089,303	6.80%	10	
2018	\$1,746,488	3.85%	\$500,300	0.02%	\$1,114,388	2.30%	10	
2019	\$1,767,749	1.10%	\$518,397	3.49%	\$1,115,052	0.06%	10	
2020	\$1,841,257	3.70%	\$551,014	5.92%	\$1,145,343	2.64%	10	
2021	\$1,898,923	2.50%	\$559,417	2.72%	\$1,158,505	2.36%	10	
2022	\$2,054,293	9.9%	\$616,894	8.90%	\$1,314,399	12.0%		
2023	\$2,322,199	12.04%	\$685,781	10.05%	\$1,518,618	13.45%		
Average		3.71%		3.08%		3.29%		

DESCRIPTION		2021 Budget	2022 Budget	2023 Budget	
101	SALARIES/REG.	1,077,541	1,135,251	1,279,414	
	Social Security	8,509	9,090	8,667	
	Medicare	15,795	16,617	17,614	
	SALARY/OT	17,000	18,000	17,000	
103	PERA	178,814	187,886	200,747	
104	HEALTH INS	269,858	293,317	279,940	
105	UNIFORMS	9,900	9,900	9,900	
104A	DISABILITY MEDICAL INS.	31,900	34,132	20,500	
	SUB/PERSONNEL	1,609,317	1,704,193	1,833,782	7.07%
201	TELEPHONE	19,420.00	17,500.00	19,240.00	
202	POSTAGE	1,300.00	1,400.00	1,400.00	
203	OFF/OPR/EQUIP MAINT	8,200.00	8,600.00	8,900.00	
204	OFF/OPR SUPPLIES	8,450.00	8,900.00	9,790.00	
205	RENT/CLEANING	6,000.00	6,400.00	6,600.00	
206	BOOKS/DUES/SUBSCRIPT	1,820.00	2,150.00	2,350.00	
207	UTILITIES/ELECTRIC/GAS	16,200.00	16,450.00	23,315.00	
	SUB/OFFICE	61,390	61,400	71,595	14.24%
301	PRINTING	1,740.00	1,850.00	2,027.00	
302	COMMUNICATIONS	52,480.00	55,450.00	67,800.00	
303	AUTO MAINT	18,000.00	18,000.00	19,800.00	
304	FUEL & OIL	28,600.00	35,500.00	61,500.00	
306	INSURANCE	76,600.00	89,600.00	98,809.00	
307	SCHOOLS & TRAINING	23,000.00	24,700.00	27,400.00	
308	AUDIT	10,500.00	10,900.00	12,000.00	
	SUB/OPR SERVICES	210,920.00	236,000.00	289,336.00	18.43%
401	OFF EQUIP	2,500.00	5,000.00	8,000.00	
402	CAPITAL IMPROVEMENT F	30,000.00	35,000.00	100,000.00	
403	EQUIPMENT	4,300.00	9,800.00	14,700.00	
404	CONTINGENCY FUND	-	-	-	
	SUB/CAPITAL	36,800	49,800	122,700	59.41%
601	RESERVE PROGRAM	1,500.00	1,500.00	1,500.00	
602	COMMUNITY EDUCATION				
603	OTHER PROGRAMS				
604	UNCATEGORIZED EXP				
606	DRUG FORFEITURE EXP				
607	DWI FORFEITURE EXP				
608	CITIZENS ACADEMY	500.00	1,000.00	1,000.00	
609	COMMUNITY POLICING	-	400.00	400.00	
	SUB/COMMUNITY SVCS	2,000	2,900	2,900	0.00%
	TOTAL EXPENSES	1,920,427	2,054,293	2,320,313	
	Approved Budget	1,920,427	2,054,293	2,320,313	
	Percent of Budget increase	4.05%	6.52%	11.46%	
503	PROJECTED INCOME	\$ 181,000	\$ 123,000	\$ 117,800	
502	INDEPENDENCE	\$ 1,198,297	\$ 1,314,399	\$ 1,517,319	13.37%
501	MAPLEPLAIN	\$ 541,130	\$ 616,894	\$ 685,194	9.97%
	Total City Contribution	1,739,427	1,931,293	2,202,513	
	Percentage of City Contribu	90.6%	94.0%	94.9%	
	% of increase with projected	2.5%	9.9%	12.3%	
504	TOTAL INCOME	1,920,427	2,054,293	2,320,313	

**West Hennepin Public Safety
Personnel 2023**

		2021 Budget	2022 Budget	2023 Budget	Comments
101	Salaries/Regular	1,077,541	1,115,575	1,279,414	
101	Social Security	8,509	8,764	8,667	
101	Medicare	15,795	16,302	17,614	
101	Overtime	17,000	18,000	17,000	
103	PERA	178,814	184,585	200,747	
104	Benefits(Health, Dental, Life,MSRA)				
	Health	248,712	268,116	252,288	
	Dental	15,276	15,276	15,720	
	MSRS	5,210	9,265	11,272	
	Life	660	660	660	
	Total Benefits	269,858	293,317	279,940	
104A	Disablity Medical Insurance-Keding	31,900	34,132	20,500	
105	Uniforms	9,900	9,900	9,900	
	Total Personnel	1,609,317	1,680,575	1,833,782	

WHPS OFFICE FOR 2023

		<u>2021</u>	<u>2022</u>	<u>2023</u>	<u>Comments</u>
201	<u>TELEPHONE</u>				
	CELL PHONES	\$5,620	\$7,000	\$7,700	Verizon 3 iPhone X65 Month=\$180
	OFFICE	\$8,350	\$3,600	\$3,960	4 Squad I Phone x 60 Month= \$240
	Air Card	\$4,450	\$5,800	\$6,380	RingCentral-Internet
	REPAIRS/EQUIPMENT	\$1,000	\$1,100	\$1,200	5 MDC & 3 IPAD x60x12=4200
	SUB TOTAL	\$19,420	\$17,500	\$19,240	
202	<u>POSTAGE</u>				
	SHIPPING	\$450	\$500	\$500	
	STAMPS	\$850	\$900	\$900	
	SUB TOTAL	\$1,300	\$1,400	\$1,400	
203	<u>OFF/OPR/EQUIP/MAINT</u>				
	COPY MACH RENTAL MAINT	\$3,700	\$3,700	\$3,700	300 per month X12 = 3600
	ALCOHOL/TINT METER MAINT				
	STATE COMPUTER MAINT				
	OTHER COMPUTER MAINT	\$2,000	\$2,200	\$2,400	
	OTHER OFFICE EQUIP MAINT	\$1,500	\$1,500	\$1,500	
	MISC. EQUIP MAINT	\$1,000	\$1,200	\$1,300	Scale recertification yearly 500; radar calibration check 350
	SUB TOTAL	\$8,200	\$8,600	\$8,900	
204	<u>OFF/OPR SUPPLIES</u>				
	OFFICE SUPPLIES	\$8,450	\$8,900	\$9,790	Paper, light bulbs, Office Supplies & maintenance,
	FILM/DEVELOPING				
	SUB TOTAL	\$8,450	\$8,900	\$9,790	
205	<u>RENT/CLEANING</u>				
	RENT STORAGE GARAGE		\$0	\$0	City of Maple Plain took over this garage in 2016
					weekly cleaning 80 per week X 52 =4160:
	CLEANING	\$6,000	\$6,400	\$6,600	Rugs 125 X 12=1500
	SUB TOTAL	\$6,000	\$6,400	\$6,600	cleaning supplies 700
206	<u>BOOKS/DUES/SUBSCRIPTIONS</u>				
	BOOKS	\$320	\$350	\$400	
	DUES	\$1,200	\$1,300	\$1,400	
	SUBSCRIPTIONS	\$300	\$500	\$550	QB Payroll Support 800
	SUB TOTAL	\$1,820	\$2,150	\$2,350	
207	<u>UTILITIES/ELECTRIC/GAS</u>				
	Gas -Heating	\$7,500	\$7,750	\$11,235	45%
	Electricity - NSP	\$8,200	\$8,200	\$11,480	40%
	Pump Tanks	\$500	\$500	\$600	Enviromental pump out from garage
	SUB TOTAL	\$16,200	\$16,450	\$23,315	
	TOTAL EXPENSES	\$61,390	\$61,400	\$71,595	

WHPS OPER/SERV FOR 2023

		<u>2021</u>	<u>2022</u>	<u>2023</u>	
301	PRINTING				Comments
	PRINTING	\$720	\$800	\$872	
	PRINT/TAGS/Citation Paper	\$1,020	\$1,050	\$1,155	Printer paper for squads/ vs tickets
	SUB TOTALS	\$1,740	\$1,850	\$2,027	
302	COMMUNICATIONS				
302 A1	RMS FEES	\$8,820	\$9,800	\$10,780	LETG Maintenance/LETG Server Host 8800 Quickbooks Software Mtn 800
302 A2a	IT SUPPORT & FEES	\$19,550	\$20,000	\$29,000	Contracted IT Svcs (Element Tech), WAN fees
302 A2b	computer software	\$1,800	\$2,000	\$2,200	
302 A2c	computer hardware	\$1,800	\$2,000	\$2,200	
302 A2d	web hosting/email spam filtering	\$1,500	\$1,600	\$2,200	MSoftware
302 A3	INVESTIGATOR IT FEES	\$1,200	\$1,350	\$1,500	Accurint/(LexisNexis) 60 X12=720, APS=400, Crimnet=200
302 A4	STATE IT CONNECTION FEES	\$1,850	\$1,900	\$2,100	BCA MINJIS CJDN 1900 per year
302 A5	OTHER BILLABLE SERVICES				Covert Wireless, WAN fees
302 D	BUILDING SECURITY SYSTEM				hardware, software
302 E	SQUAD VIDEO SYSTEM	\$600	\$1,000	\$1,000	Panasonic AMA for Arb. Video
302 F	RADIOS/MDCs	\$4,400	\$4,700	\$5,170	5 MDC 85X 12 months = \$5100
302 F1	RENTAL & REPAIR FEES	\$1,500	\$1,500	\$1,600	repairs/installs
302 F1	squad radios-leases rental lease (new 2014/10 year lease done in 2024)	\$4,200	\$4,200	\$4,200	6 leased sqd radios X 690 per year = 4140
302 F1	portable radio-lease for 2018? (2018 10 year lease done in 2029)	\$3,600	\$3,700	\$4,000	15 radios fees per year =280x12=\$3360
302 F2	Net Motion Lic & maintenance fee	\$1,660	\$1,700	\$1,850	140 per month for MN IT Net Motion/Router
-	RENTAL/REPAIR	\$0			duplicate line-removed to above
-	BCA RENTAL				
-	RMS Upgrade				
	SUB TOTALS	\$52,480	\$55,450	\$67,800	
303	AUTO MAINT	\$18,000	\$18,000	\$19,800	10% increase
304	FUEL/OIL				
	FUEL/OIL	\$27,600	\$34,500	\$60,500	11,500 gal X \$5.25 = \$60,375
	OIL	\$1,000	\$1,000	\$1,000	
	SUB TOTAL	\$28,600	\$35,500	\$61,500	
305	SQUAD SETUP/PARTS				
	SET-UP COSTS	\$0	\$0	\$0	Moved to CIP
	PARTS	\$0	\$0	\$0	Moved to CIP
	SUB TOTALS	\$0	\$0	\$0	
306	INSURANCE				True Costs:
	MUNICIPALITY/AUTO/EMP INS.	\$39,000	\$40,000	\$39,144	2021 - \$36,491, 2022 - \$35,572
	WORKERS COMP	\$37,600	\$49,600	\$59,665	2021 - \$41,261, 2022 - \$48,534 20% inc 2023
	SUB TOTALS	\$76,600	\$89,600	\$98,809	
307	SCHOOLS & TRAINING				
	CHIEF	\$2,000	\$2,200	\$2,500	2200
	EMERGENCY MANAGEMENT ADMIN	\$800	\$1,000	\$1,000	AMEM Fall Conference, Lake Area training/drills
		\$1,200	\$1,500	\$1,500	BCA mandatory certification, PLEAA POST Training, Medical, Haz Mat, Blood borne, Patrol Online Training 10 X 105
	OFFICERS	\$10,500	\$11,000	\$12,000	
	SWAT OFFICERS	\$2,500	\$2,500	\$3,500	Two Officers in SWAT, dues, training
	OFFICER WELLNESS	\$6,000	\$6,500	\$6,900	NEW 2021
	SUB TOTALS	\$23,000	\$24,700	\$27,400	
308	AUDIT	\$10,500	\$10,900	\$12,000	True cost in 2021- audit \$ 10,100 plus 775
	TOTAL EXPENSES	\$210,920	\$236,000	\$289,336	

WHPS CAPITAL FOR 2023

		<u>2021</u>	<u>2022</u>	<u>2023</u>	Comments
401	OFFICE EQUIP				
	COMPUTERS	2,500	5,000	8,000	
	PRINTER/SCANNER	0			
	FILE CABINETS	0			
	MISC. ITEMS	0			
	SUB TOTALS	2,500	5,000	8,000	
402	CAPITAL IMP. PLAN				
	CIP	30,000	35,000	100,000	See Capital Improvement Plan
	LIC.	0			
	EXCISE TAX	0			
	SUB TOTALS	30,000	35,000	100,000	
403	EQUIPMENT				
	Radar- Stalker	0	0	0	
	Ticket Writer & Software	500	500	700	Ticket writer maintenance fee/printers replacement
	Hardware for TW & RMS	300	300	500	
	Squad MDC	0	0	4,500	MDC upgrade
	Moblle Radios	0		0	Moved into services under leasing
	Firearms	3,000	5,000	5,000	1000 for ERU, practice ammo, Training center;FATS, Targets
	Misc equipment	500	4,000	4,000	40 MM Supplies
		4,300	9,800	14,700	
404	CONTINGENCY FUND	0	0	0	
405	Capital Improvement	0	0	0	See Capital Improvement Worksheet
	TOTAL EXPENSES	36,800	49,800	122,700	

WHPS COMMUNITY SERVICE FOR 2023

		<u>2021</u>	<u>2022</u>	<u>2023</u>	
601	RESERVE PROGRAM				
	VIEW SANTA	500	500	500	
	UNIFORMS	1000	1000	1000	Hiring of new reserves/uniforms
	OTHER	0	0	0	
	SUB TOTAL	1,500	1,500	1,500	
602	Community Education				
	CURRICULUM				
	SUPPLIES	0	0	0	
	SPEAKERS				
	REWARDS	0	0	0	
	OTHER				
	SUB TOTAL	0	0	0	
603	SWMDTF MEMBERSHIP	0	0	0	
604	ENCUMBERED ITEMS				
	DESIGNATED				
	NON-DESIGNATED				
	SUB TOTAL	0	0	0	
605	CITIZENS ACADEMY	500	1000	1000	
606	COMMUNITY POLICING	0	400	400	Night to Unite handouts
607	DWI Forfeiture Expense				
	TOTAL EXPENSES	2,000	2,900	2,900	

WHPSD PROJECTED INCOME FOR 2023

	<u>2021</u>	<u>2022</u>	<u>2023</u>	
PROJECTED INCOME				
STATE AID TO LE	\$ 94,000	\$ 94,000	\$ 90,000	Late Sept
POST	\$ 9,000	\$ 9,000	\$ 9,000	
EMERG MGT				
BURN PERMITS/COPIES	\$ 3,000	\$ 2,000	\$ 2,200	
SQUAD SALES	\$ 10,000	\$ 7,000	\$ 8,000	
WMDTF Forfeiture	\$ 5,000	\$ -	\$ -	
SAFE AND SOBER GRANT	\$7,000	\$7,000	\$ 6,500	
DRUG TASK FORCE				
State Reimbursement Keding	\$ 3,000	\$ 3,000	\$ 900	
Crime Prevention for Equipment	\$ 15,000	\$ -	\$ -	
Rifle & Equipment				
Light Bar & Truck Vault				
Transfer from Capital Fund		\$0	\$ -	
Moblie Radio				
Portables				
Carry over from prior year	\$ 34,000	\$ -	\$ -	
MISC INCOME	\$ 1,000	\$ 1,000	\$ 1,200	
SUB TOTAL	181,000	123,000	117,800	
INDEPENDENCE	1,198,297	1,330,475	1,517,319	
Percentage of budget	68.89%	68.89%	68.89%	
Percentage of net change				
MAPLE PLAIN	541,130	600,818	685,194	
Percentage of budget	31.11%	31.11%	31.11%	
Percentage of net change				
TOTAL BUDGET	1,920,427	2,054,293	2,320,313	
Percent increase per year	4.05%	6.52%	11.46%	

WEST HENNEPIN PUBLIC SAFETY DEPARTMENT
Formula Projection For 2023

TAX CAPACITY			
<u>Year</u>	<u>Maple Plain</u>	<u>Independence</u>	<u>Total</u>
2020-2021	2,531,035	7,830,055	
2021-2022	2,721,923	8,366,201	
2022-2023	2,969,955	8,840,950	
TOTAL	8,222,913	25,037,206	33,260,119
Percentage	<i>0.2472304</i>	<i>0.7527696</i>	

POPULATION			
<u>Year</u>	<u>Maple Plain</u>	<u>Independence</u>	
2019	1,823	3,778	
2020	1,823	3,778	
2021	2051	3795	
TOTAL	5,697	11,351	17,048
Percentage	<i>0.3341741</i>	<i>0.6658259</i>	

CALLS FOR SERVICE			
<u>Year</u>	<u>Maple Plain</u>	<u>Independence</u>	
2019	2,255	3,821	
2020	1,800	3,200	
2021	1471	3157	
TOTAL	5,526	10,178	15,704
Percentage	<i>0.351885</i>	<i>0.648115</i>	

FORMULA COMPUTATION			
	<u>Maple Plain</u>	<u>Independence</u>	
TAX CAPACITY	<i>0.2472304</i>	<i>0.7527696</i>	
POPULATION	<i>0.3341741</i>	<i>0.6658259</i>	
CALLS FOR SERVICE	<i>0.351885</i>	<i>0.6481151</i>	
TOTAL	<i>0.93328938</i>	<i>2.066711</i>	3.0000
2023 Formula	31.11%	68.89%	

History of Formula Breakdown		
	Maple Plain	Independence
2011	33.91%	66.09%
2012	34.50%	65.50%
2013	34.87%	65.13%
2014	34.36%	65.64%
2015	33.28%	66.72%
2016	32.33%	67.67%
2017	31.44%	68.56%
2018	30.98%	69.02%
2019	31.74%	68.26%
2020	32.48%	67.52%
2021	32.56%	67.44%
2022	32.29%	67.71%
2023	31.11%	68.89%

Category	Purchase Year	Item	Cost	2017 Estimated Amounts	2018 Estimated Amounts	2019 Estimated Amounts	2020 Estimated Amounts	2021 Estimated Amounts	2022 Estimated Amounts	2023 Estimated Amounts	2024 Estimated Amounts	2025 Estimated Amounts	2026 Estimated Amounts	2027 Estimated Amounts	2028 Estimated Amounts	2029 Estimated Amounts	2030 Estimated Amounts
Camera	2029	Squad Video Camera (New all)	50,000	-	8,000	8,000	8,000	16,000	-	-	-	-	-	-	-	-	-
Camera	2029	Body Cameras (15) Crime Prev.	25,000	-	-	-	-	-	-	7,500	7,500	7,500	7,500	7,500	7,500	7,500	-
Camera	2021	Computer upgrade for cameras	4,000	-	-	-	-	4,000	-	3,500	3,500	3,500	3,500	3,500	3,500	3,500	-
Camera	2022	New video system Oly/WHP/S	100,000	-	-	-	-	-	-	-	-	-	-	-	-	-	-
Camera	2029	Squad Video Camera (4)	45,000	-	-	-	-	-	-	-	-	-	-	-	-	-	-
RMS	2024	New RMS for WHP/S	75,000	-	-	-	-	-	-	28,000	28,000	28,000	28,000	28,000	28,000	28,000	-
Camera	2029	Computer Upgrade for cameras	15,000	-	-	-	-	-	-	-	-	-	-	-	-	-	-
Server	2021	New computer server	10,000	-	-	-	-	10,000	-	-	-	-	-	-	-	-	-
Server	2026	New Computer Server	15,000	-	-	-	-	-	-	-	-	-	-	-	-	-	-
Equipment	2018	Squad Build (Squad D)	13,000	0	13,000	-	-	-	-	-	-	-	-	-	-	-	-
Equipment	2018	Squad Build (Squad D)	15,000	-	15,000	-	-	-	-	-	-	-	-	-	-	-	-
Equipment	2019	Squad Build (Chief Squad)	6,000	-	-	-	6,000	-	-	-	-	-	-	-	-	-	-
Equipment	2019	Squad Build (WMDTF)	6,000	-	-	-	-	-	-	-	-	-	-	-	-	-	-
Equipment	2020	Squad Build (Squad A)	15,000	-	-	15,000	-	-	-	-	-	-	-	-	-	-	-
Equipment	2020	Squad Build (Squad B)	15,000	-	-	-	15,000	-	-	-	-	-	-	-	-	-	-
Equipment	2021	Squad Build (Squad S)	15,000	-	-	-	-	15,000	-	-	-	-	-	-	-	-	-
Equipment	2022	Squad Build (Squad D)	18,000	-	-	-	-	-	15,000	-	-	-	-	-	-	-	-
Equipment	2025	Squad Build (Chief Squad)	18,000	-	-	-	-	-	18,000	-	-	-	-	-	-	-	-
Equipment	2025	Squad Build (WMDTF)	12,000	-	-	-	-	-	-	-	-	18,000	-	-	-	-	-
Equipment	2024	Squad Build (Squad A)	20,000	-	-	-	-	-	-	-	20,000	-	-	-	-	-	-
Equipment	2024	Squad Build (Squad A)	20,000	-	-	-	-	-	-	-	20,000	-	-	-	-	-	-
Equipment	2029	Squad Build (Investigator C)	20,000	-	-	-	-	-	-	-	-	-	-	-	-	-	-
Equipment	2026	Squad Build (Squad D)	22,000	-	-	-	-	-	-	-	-	-	22,000	-	-	-	-
Equipment	2027	Squad Build (WMDTF)	22,000	-	-	-	-	-	-	-	-	-	-	22,000	-	-	-
Equipment	2028	Squad Build (Squad A)	24,000	-	-	-	-	-	-	-	-	-	-	-	24,000	-	-
Equipment	2028	Squad Build (Squad B)	24,000	-	-	-	-	-	-	-	-	-	-	-	-	24,000	-
Equipment	2029	Squad Build (Chief Squad)	20,000	-	-	-	-	-	-	-	-	-	-	-	-	-	20,000
Equipment	2029	Squad Build (Investigator C)	20,000	-	-	-	-	-	-	-	-	-	-	-	-	-	20,000
Equipment	2030	Squad Build (Squad S)	25,000	-	-	-	-	-	-	-	-	-	-	-	-	-	20,000
Equipment	2030	Squad Build (Squad S)	25,000	-	-	-	-	-	-	-	-	-	-	-	-	-	20,000
Equipment	2030	Squad Build (Squad D)	25,000	-	-	-	-	-	-	-	-	-	-	-	-	-	25,000
Office	2020	Patrol Operations room upgrade	120,000	-	-	-	-	-	-	-	-	-	-	-	-	-	-
Office	2024	New furniture/Upgrades	10,000	-	-	-	-	-	-	-	-	-	-	-	-	-	-
SWAT	2021	New Vests and Equipment	8,000	-	-	-	-	8,000	-	-	-	-	-	-	-	-	-
SWAT	2026	New Vests and Equipment	10,000	-	-	-	-	-	8,000	-	-	-	-	-	-	-	-
Rifles	2017	Two new rifles	5,000	-	-	-	-	-	-	-	-	-	-	-	-	-	-
Rifles	2026	Six new Rifles	18,000	-	-	-	-	-	-	-	-	-	-	-	-	-	-
Shield	2017	Ballistic Shield	3,000	-	-	-	-	-	-	-	-	-	-	-	-	-	-
Shield	2021	Ballistic Shield	3,000	-	-	-	-	-	-	-	-	-	-	-	-	-	-
Shield	2025	Ballistic Shield	3,100	-	-	-	-	-	-	-	-	-	-	-	-	-	-
Radios	2028	15 new portable radios for staff	45,000	-	-	-	-	-	-	-	-	-	-	-	-	-	-
Tasers	2028	8 new X2 Tasers	20,000	-	-	-	-	-	-	-	-	-	-	-	-	-	-
	402	squad cip From separate squad cip sheet	30,000	-	20,000	-	-	-	-	-	-	-	-	-	-	-	-
				70,000	35,000	37,000	74,000	75,000	44,000	104,000	48,000	110,000	103,000	120,000	30,000	44,000	134,000
				8,000	171,000	58,000	98,000	97,000	93,000	83,000	183,000	92,100	208,000	131,000	329,000	170,000	184,000

Total Capital	102.00%	\$ 94,333	\$ 94,333	\$ 30,800	\$ 53,000	\$ 30,000	\$ 35,000	\$ 100,000	\$ 130,000	\$ 130,000	\$ 140,000	\$ 150,000	\$ 155,000	\$ 120,000	\$ 122,000
---------------	---------	-----------	-----------	-----------	-----------	-----------	-----------	------------	------------	------------	------------	------------	------------	------------	------------

REVENUES	102.00%	\$ 94,333	\$ 94,333	\$ 30,800	\$ 53,000	\$ 30,000	\$ 35,000	\$ 100,000	\$ 130,000	\$ 130,000	\$ 140,000	\$ 150,000	\$ 155,000	\$ 120,000	\$ 122,000
Independent/Maple Plan		\$ 94,333	\$ 94,333	\$ 30,800	\$ 53,000	\$ 30,000	\$ 35,000	\$ 100,000	\$ 130,000	\$ 130,000	\$ 140,000	\$ 150,000	\$ 155,000	\$ 120,000	\$ 122,000
Interest on Investments															
Miscellaneous/grants															

TOTAL REVENUES		\$ 94,333	\$ 94,333	\$ 30,800	\$ 53,000	\$ 30,000	\$ 35,000	\$ 100,000	\$ 130,000	\$ 130,000	\$ 140,000	\$ 150,000	\$ 155,000	\$ 120,000	\$ 122,000	
EXPENDITURES		\$ 94,333	\$ 94,333	\$ 30,800	\$ 53,000	\$ 30,000	\$ 35,000	\$ 100,000	\$ 130,000	\$ 130,000	\$ 140,000	\$ 150,000	\$ 155,000	\$ 120,000	\$ 122,000	
Capital outlay - Public Safety		\$ 94,333	\$ 94,333	\$ 30,800	\$ 53,000	\$ 30,000	\$ 35,000	\$ 100,000	\$ 130,000	\$ 130,000	\$ 140,000	\$ 150,000	\$ 155,000	\$ 120,000	\$ 122,000	
EXCESS (DEFICIENCY) OF REVENUES OVER (UNDER) EXPENDITURES		\$ 86,333	\$ (76,667)	\$ (27,200)	\$ (55,000)	\$ (67,000)	\$ (58,000)	\$ (93,000)	\$ (83,000)	\$ (183,000)	\$ (92,100)	\$ (208,000)	\$ (131,000)	\$ (329,000)	\$ (170,000)	\$ (184,000)
OTHER FINANCING SOURCES		\$ 86,333	\$ (76,667)	\$ (27,200)	\$ (55,000)	\$ (67,000)	\$ (58,000)	\$ (93,000)	\$ (83,000)	\$ (183,000)	\$ (92,100)	\$ (208,000)	\$ (131,000)	\$ (329,000)	\$ (170,000)	\$ (184,000)
Transfers in																
Transfers out																
TOTAL OTHER FINANCING SOURCES		\$ 0.00	\$ 0.00	\$ 0.00	\$ 0.00	\$ 0.00	\$ 0.00	\$ 0.00	\$ 0.00	\$ 0.00	\$ 0.00	\$ 0.00	\$ 0.00	\$ 0.00	\$ 0.00	
NET CHANGE IN FUND BALANCES		\$ 86,333	\$ (76,667)	\$ (27,200)	\$ (55,000)	\$ (67,000)	\$ (58,000)	\$ (93,000)	\$ (83,000)	\$ (183,000)	\$ (92,100)	\$ (208,000)	\$ (131,000)	\$ (329,000)	\$ (170,000)	\$ (184,000)
FUND BALANCES JANUARY 1		\$ 147,740	\$ 147,740	\$ 119,490	\$ 102,745	\$ 97,433	\$ 57,907	\$ (93)	\$ 16,907	\$ (36,093)	\$ 1,807	\$ (66,193)	\$ (47,193)	\$ (221,193)	\$ (271,193)	
FUND BALANCES, DECEMBER 31		\$ 119,490	\$ 102,745	\$ 97,433	\$ 57,907	\$ (93)	\$ 16,907	\$ (36,093)	\$ 1,807	\$ (66,193)	\$ (47,193)	\$ (221,193)	\$ (271,193)	\$ (333,193)		

Category	Purchase Year	Item	Cost	2017 Estimated Amounts	2018 Estimated Amounts	2019 Estimated Amounts	2020 Estimated Amounts	2021 Estimated Amounts	2022 Estimated Amounts	2023 Estimated Amounts	2024 Estimated Amounts	2025 Estimated Amounts	2026 Estimated Amounts	2027 Estimated Amounts	2028 Estimated Amounts	2029 Estimated Amounts	2030 Estimated Amounts
Squad	2018	Chief Squad	35,000	-	35,000	-	-	-	-	-	-	-	-	-	-	-	-
Squad	2018	Squad D	35,000	-	35,000	-	-	-	-	-	-	-	-	-	-	-	-
Squad	2019	WMDTF Squad	35,000	-	-	-	-	-	-	-	-	-	-	-	-	-	-
Squad	2021	Squad A	37,000	-	-	35,000	25,000	-	-	-	-	-	-	-	-	-	-
Squad	2020	Squad B	37,000	-	-	-	37,000	-	-	-	-	-	-	-	-	-	-
Squad	2022	Investigator Squad C	37,000	-	-	-	-	37,000	37,000	-	-	-	-	-	-	-	-
Squad	2021	Squad S	37,000	-	-	-	-	37,000	-	-	-	-	-	-	-	-	-
Squad	2023	Squad D (Purchase new in 2022)	44,000	-	-	-	-	-	38,000	-	-	-	-	-	-	-	-
Squad	2024	Squad B (Every 4)	52,000	-	-	-	-	-	-	44,000	-	-	-	-	-	-	-
Squad	2024	Squad A (Every 4)	52,000	-	-	-	-	-	-	-	52,000	-	-	-	-	-	-
Squad	2025	Chief Squad (Every 7)	48,000	-	-	-	-	-	-	-	-	48,000	-	-	-	-	-
Squad	2025	WMDTF Squad (Every 6)	44,000	-	-	-	-	-	-	-	-	-	-	-	-	-	-
Squad	2029	WMDTF Squad (Every 6)	44,000	-	-	-	-	-	-	-	-	-	-	-	-	44,000	-
Squad	2026	Investigator Squad C (7 years)	55,000	-	-	-	-	-	-	-	-	-	-	-	-	-	-
Squad	2026	Squad S (Every 4)	55,000	-	-	-	-	-	-	-	-	-	55,000	-	-	-	-
Squad	2026	Squad D	55,000	-	-	-	-	-	-	-	-	-	55,000	-	-	-	-
Squad	2027	WMDTF Squad (Every 7)	58,000	-	-	-	-	-	-	-	-	-	-	58,000	-	-	-
Squad	2028	Squad B	60,000	-	-	-	-	-	-	-	-	-	-	-	60,000	-	-
Squad	2028	Squad A	60,000	-	-	-	-	-	-	-	-	-	-	-	60,000	-	-
Squad	2032	Chief Squad	64,000	-	-	-	-	-	-	-	-	-	-	-	-	-	-
Squad	2036	Investigator Vehicle	50,000	-	-	-	-	-	-	-	-	-	-	-	-	-	-
Squad	2030	Squad S	67,000	-	-	-	-	-	-	-	-	-	-	-	-	-	67,000
Squad	2030	Squad D	67,000	-	-	-	-	-	-	-	-	-	-	-	-	-	67,000

Total squad \$ - \$ 70,000 \$ 35,000 \$ 62,000 \$ 74,000 \$ 75,000 \$ 44,000 \$ 104,000 \$ 48,000 \$ 110,000 \$ 103,000 \$ 120,000 \$ 44,000 \$ 134,000

MOVED SQUAD D(#61) TO 2018 PURCHASE
 CIP Purchase moved to following year
 Fortitude fund will purchase new DTF or INV vehicle
 CIP Not Purchased Delayed



Compensation Review 2023

West Hennepin Public Safety

Surveyed Departments

Agency	Agency Info		
	Pop	Sworn	Per1000
Brooklyn Park	80,068	107	1.34
Eden Prarie	64,198	66	1.03
Brooklyn Center	30,849	37	1.20
Golden Valley	21,566	31	1.44
Maple Grove	61,567	71	1.15
Edina	51,746	56	1.08
Metro Transit			
Minnetonka	53,025	57	1.07
New Hope	20,925	32	1.53
Plymouth	70,576	81	1.15
Robbinsdale	13,953	32	2.29
South Lake Mtk	13,000	15	1.15
St Anthony Village	8,226	20	2.43
St Louis Park	45,250	58	1.28
UofM	25,000	43	1.72
West Hennepin	6,811	10	1.47

Why the larger departments?

- Recruitment / Retention
- Greater career opportunity
- Departments are actively recruiting officers with attractive incentives
- Departments, City leaders, and Legislators are emphasizing the necessity to retain and hire high caliber officers

2023 Top Patrol

- \$97,800.17 Average
- \$85,733.59 WHPS

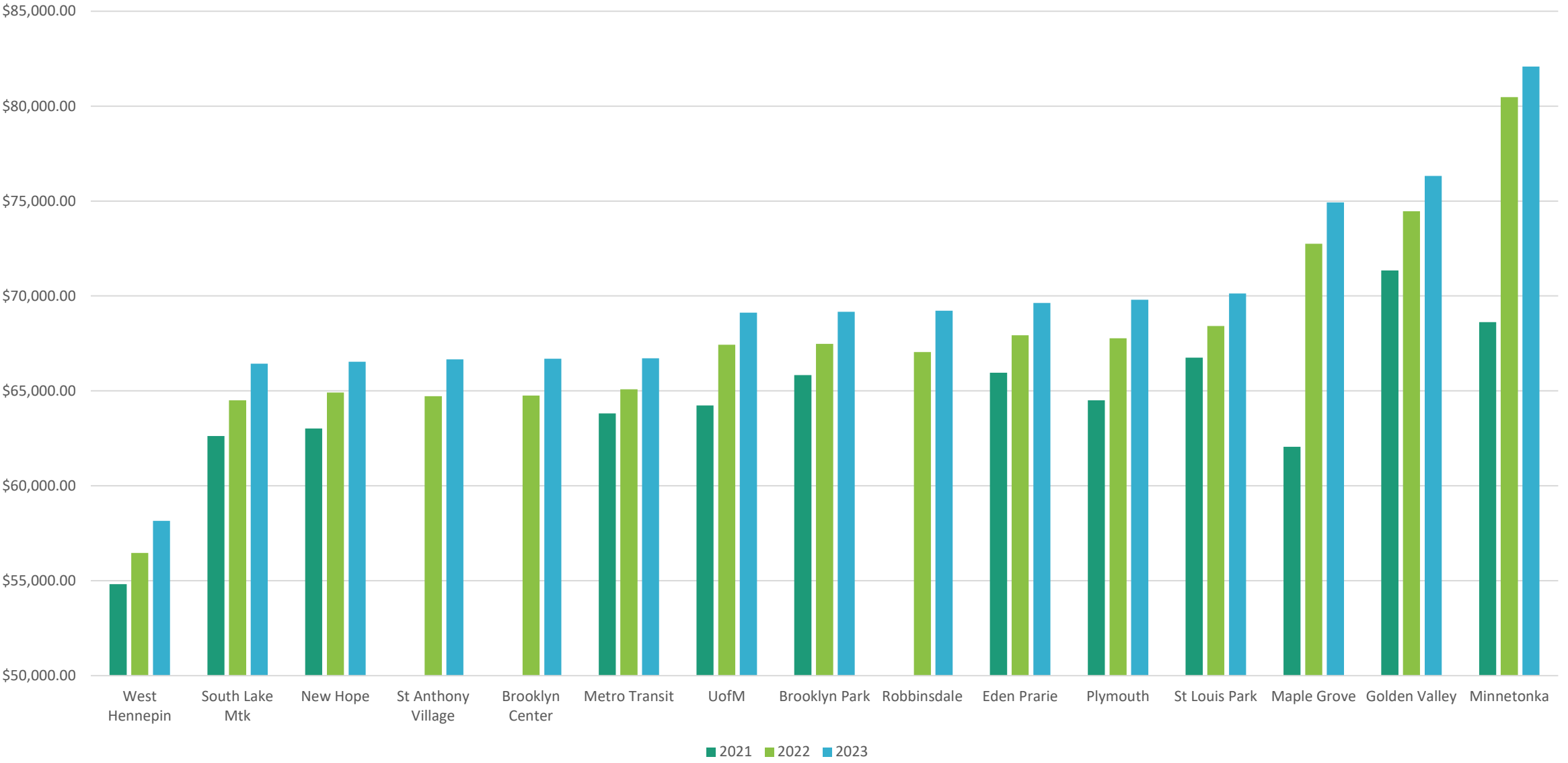
2023 WHPS projected with a 3% increase

- \$10,168.47 Below Average or 12%

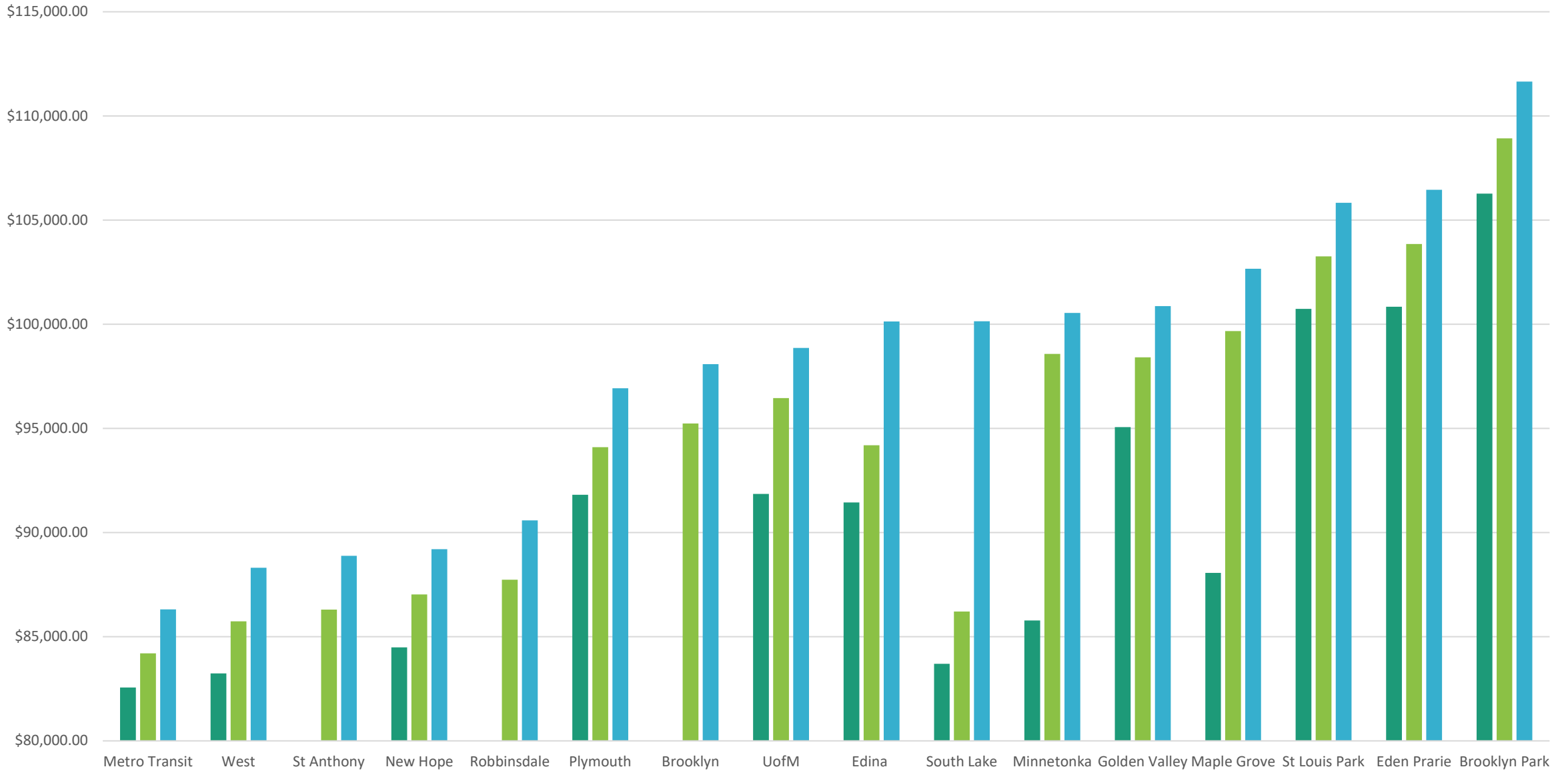
**Greyed boxes project a 2.5% increase from the prior year.*

Agency Info	Wages					
	Starting Salary			Top Patrol		
	2021	2022	2023	2021	2022	2023
Agency	2021	2022	2023	2021	2022	2023
Brooklyn Park	\$65,832.00	\$67,477.80	\$69,164.75	\$106,267.20	\$108,923.88	\$111,646.98
Eden Prarie	\$65,956.80	\$67,932.80	\$69,631.12	\$100,838.40	\$103,854.40	\$106,450.76
Brooklyn Center		\$64,750.25	\$66,692.74		\$95,229.60	\$98,077.56
Golden Valley	\$71,344.00	\$74,457.44	\$76,318.88	\$95,056.00	\$98,406.56	\$100,866.72
Maple Grove	\$62,048.48	\$72,750.08	\$74,932.00	\$88,063.04	\$99,673.60	\$102,662.56
Edina				\$91,446.34	\$94,189.73	\$100,133.88
Metro Transit	\$63,814.44	\$65,083.20	\$66,710.28	\$82,555.20	\$84,198.36	\$86,303.32
Minnetonka	\$68,619.20	\$80,475.20	\$82,084.70	\$85,779.20	\$98,571.20	\$100,542.62
New Hope	\$63,019.37	\$64,909.95	\$66,532.70	\$84,487.57	\$87,022.20	\$89,197.76
Plymouth	\$64,500.80	\$67,766.40	\$69,804.80	\$91,811.20	\$94,099.20	\$96,928.00
Robbinsdale		\$67,038.40	\$69,217.15		\$87,734.40	\$90,585.77
South Lake Mtk	\$62,622.24	\$64,500.72	\$66,435.72	\$83,690.40	\$86,201.04	\$100,137.00
St Anthony Village		\$64,720.89	\$66,662.55		\$86,294.52	\$88,883.40
St Louis Park	\$66,745.64	\$68,414.28	\$70,124.64	\$100,734.14	\$103,252.49	\$105,833.81
UofM	\$64,230.40	\$67,433.60	\$69,119.44	\$91,852.80	\$96,449.60	\$98,860.84
			\$			\$
West Hennepin	\$54,815.79	\$56,460.27	\$58,154.08	\$83,236.50	\$85,733.59	\$88,305.60
Average	\$65,339.40	\$68,407.93	\$70,245.10	\$91,881.79	\$94,940.05	\$98,474.07
Below Average	\$10,523.61	\$11,947.66	\$12,091.02	\$8,645.29	\$9,206.46	\$10,168.47
Below Average	19%	21%	21%	10%	11%	12%

Starting Patrol Pay



Top Patrol Pay



COMPENSATION COMPARISON w/HEALTHCARE

5yr, 10yr, 15yr, 20yr tenure

	2023 Base	2023 Single	2023 Single+1	2023 Family
WHPS Current	\$88,305.60	\$99,491.02	\$102,722.04	\$112,082.18
5 Year Average	\$100,476.86	\$113,212.08	\$120,834.84	\$123,213.43
5 Year Difference	-\$12,171.26 -14%	-\$13,721.06 -14%	-\$18,112.80 -18%	-\$11,131.25 -10%
10 Year Average	\$101,854.04	\$114,589.26	\$122,212.02	\$124,590.61
10 Year Difference	-\$13,548.44 -15%	-\$15,098.24 -15%	-\$19,489.98 -19%	-\$12,508.43 -11%
15 Year Average	\$103,319.75	\$116,054.97	\$123,677.73	\$126,056.32
15 Year Difference	-\$13,172.84 -17%	-\$16,563.95 -17%	-\$20,955.69 -20%	-\$13,974.14 -12%
20 Year Average	\$103,897.56	\$116,632.78	\$124,255.54	\$126,634.13
20 Year Difference	-\$15,591.96 -18%	-\$17,141.76 -17%	-\$21,533.50 -21%	-\$14,551.95 -13%

15.69 % average below

Wages w/Longevity Scenario Comparison 5yr							2023		
	5yr Officer			5yr Investigator			Officer w/Health Insurance		
	2021	2022	2023	2021	2022	2023	Single	Single+1	Family
Brooklyn Park	\$106,267.20	\$108,923.88	\$111,646.98	\$110,517.89	\$113,280.84	\$116,112.86	\$122,817.54	\$133,828.50	\$133,828.50
Eden Prarie	\$100,838.40	\$103,854.40	\$106,450.76	\$100,838.40	\$103,854.40	\$106,450.76	\$118,150.76	\$127,050.76	\$129,050.76
Brooklyn Center	\$0.00	\$98,086.49	\$101,019.89	\$0.00	\$102,500.38	\$105,565.78	\$119,115.89	\$119,115.89	\$121,830.29
Golden Valley	\$95,056.00	\$98,406.56	\$100,866.72	\$99,808.80	\$103,326.89	\$105,910.06	\$121,859.16	\$124,025.74	\$126,849.58
Maple Grove	\$90,704.93	\$102,663.81	\$105,742.44	\$94,333.13	\$106,770.36	\$109,972.13	\$118,822.31	\$126,822.32	\$128,822.32
Edina	\$94,418.35	\$97,250.90	\$103,388.23	\$94,418.35	\$97,250.90	\$103,388.23	\$115,568.23	\$127,568.23	\$127,568.23
Metro Transit	\$86,682.96	\$88,408.28	\$90,618.49	\$86,682.96	\$88,408.28	\$90,618.49	\$101,785.49	\$120,536.49	\$120,536.49
Minnetonka	\$85,779.20	\$98,571.20	\$100,542.62	\$90,579.20	\$103,371.20	\$105,342.62	\$112,362.62	\$113,922.62	\$116,028.62
New Hope	\$87,022.20	\$89,632.87	\$91,873.69	\$90,562.20	\$93,172.87	\$95,413.69	\$101,873.69	\$109,873.69	\$111,873.69
Plymouth	\$95,988.61	\$98,380.71	\$101,338.22	\$100,308.10	\$102,807.85	\$105,898.44	\$112,860.14	\$121,036.46	\$123,991.20
Robbinsdale	\$0.00	\$90,366.43	\$93,303.34	\$0.00	\$94,884.75	\$97,968.51	\$107,403.34	\$109,095.34	\$111,463.34
South Lake Mtk	\$85,364.21	\$87,925.06	\$102,139.74	\$89,564.21	\$92,125.06	\$106,339.74	\$115,725.74	\$125,192.74	\$128,383.06
St Anthony Village	\$0.00	\$88,883.36	\$91,549.90	\$0.00	\$91,549.86	\$94,296.40	\$103,529.90	\$114,339.90	\$118,935.90
St Louis Park	\$100,734.14	\$103,252.49	\$105,833.81	\$105,770.85	\$108,415.11	\$111,125.50	\$115,833.81	\$123,833.81	\$125,833.81
UofM	\$93,689.86	\$98,378.59	\$100,838.06	\$93,689.86	\$98,378.59	\$100,838.06	\$110,472.52	\$116,280.04	\$123,205.66
West Hennepin	\$83,236.50	\$85,733.59	\$88,305.60	\$85,636.50	\$88,133.59	\$90,705.60	\$99,491.02	\$102,722.04	\$112,082.18
Average	\$93,545.50	\$96,865.67	\$100,476.86	\$96,422.83	\$100,006.49	\$103,682.75	\$113,212.08	\$120,834.84	\$123,213.43
Below Average	\$10,309.00	\$11,132.08	\$12,171.26	\$10,786.33	\$11,872.90	\$12,977.15	\$13,721.06	\$18,112.80	\$11,131.25
Below Average	12%	13%	14%	13%	13%	14%	14%	18%	10%

Wages w/Longevity Scenario Comparison 10yr							2023		
	10yr Officer			10yr Investigator			w/Health Insurance		
	2021	2022	2023	2021	2022	2023	Single	Single+1	Family
Brooklyn Park	\$106,267.20	\$108,923.88	\$111,646.98	\$110,517.89	\$113,280.84	\$116,112.86	\$122,817.54	\$133,828.50	\$133,828.50
Eden Prarie	\$100,838.40	\$103,854.40	\$106,450.76	\$100,838.40	\$103,854.40	\$106,450.76	\$118,150.76	\$127,050.76	\$129,050.76
Brooklyn Center	\$0.00	\$99,991.08	\$102,981.44	\$0.00	\$104,490.68	\$107,615.60	\$121,077.44	\$121,077.44	\$123,791.84
Golden Valley	\$95,056.00	\$98,406.56	\$100,866.72	\$99,808.80	\$103,326.89	\$105,910.06	\$121,859.16	\$124,025.74	\$126,849.58
Maple Grove	\$93,346.82	\$105,654.02	\$108,822.31	\$97,080.70	\$109,880.18	\$113,175.21	\$121,902.19	\$129,902.19	\$131,902.19
Edina	\$96,247.27	\$99,134.69	\$105,390.91	\$96,247.27	\$99,134.69	\$105,390.91	\$117,570.91	\$129,570.91	\$129,570.91
Metro Transit	\$88,334.06	\$90,092.25	\$92,344.55	\$88,334.06	\$90,092.25	\$92,344.55	\$103,511.55	\$122,262.55	\$122,262.55
Minnetonka	\$87,494.78	\$100,542.62	\$102,553.47	\$92,294.78	\$105,342.62	\$107,353.47	\$114,373.47	\$115,933.47	\$118,039.47
New Hope	\$88,711.95	\$91,373.31	\$93,657.65	\$92,251.95	\$94,913.31	\$97,197.65	\$103,657.65	\$111,657.65	\$113,657.65
Plymouth	\$96,484.39	\$98,888.85	\$101,861.64	\$100,826.19	\$103,338.85	\$106,445.41	\$113,383.56	\$121,559.88	\$124,514.62
Robbinsdale	\$0.00	\$92,121.12	\$95,115.06	\$0.00	\$96,727.18	\$99,870.81	\$109,215.06	\$110,907.06	\$113,275.06
South Lake Mtk	\$87,038.02	\$89,649.08	\$104,142.48	\$91,238.02	\$93,849.08	\$108,342.48	\$117,728.48	\$127,195.48	\$130,385.80
St Anthony Village	\$0.00	\$90,609.25	\$93,327.57	\$0.00	\$93,327.52	\$96,127.40	\$105,307.57	\$116,117.57	\$120,713.57
St Louis Park	\$100,734.14	\$103,252.49	\$105,833.81	\$105,770.85	\$108,415.11	\$111,125.50	\$115,833.81	\$123,833.81	\$125,833.81
UofM	\$95,526.91	\$100,307.58	\$102,815.27	\$95,526.91	\$100,307.58	\$102,815.27	\$112,449.73	\$118,257.25	\$125,182.87
West Hennepin	\$83,236.50	\$85,733.59	\$88,305.60	\$85,636.50	\$88,133.59	\$90,705.60	\$99,491.02	\$102,722.04	\$112,082.18
Average	\$94,673.33	\$98,186.75	\$101,854.04	\$97,561.32	\$101,352.08	\$105,085.20	\$114,589.26	\$122,212.02	\$124,590.61
Below Average	\$11,436.83	\$12,453.16	\$13,548.44	\$11,924.82	\$13,218.49	\$14,379.60	\$15,098.24	\$19,489.98	\$12,508.43
Below Average	14%	15%	15%	14%	15%	16%	15%	19%	11%

Wages w/Longevity Scenario Comparison 15yr							2023		
	15yr Officer			15yr Investigator			w/Health Insurance		
	2021	2022	2023	2021	2022	2023	Single	Single+1	Family
Brooklyn Park	\$106,267.20	\$108,923.88	\$111,646.98	\$110,517.89	\$113,280.84	\$116,112.86	\$122,817.54	\$133,828.50	\$133,828.50
Eden Prarie	\$100,838.40	\$103,854.40	\$106,450.76	\$100,838.40	\$103,854.40	\$106,450.76	\$118,150.76	\$127,050.76	\$129,050.76
Brooklyn Center	\$0.00	\$101,895.67	\$104,942.99	\$0.00	\$106,480.98	\$109,665.42	\$123,038.99	\$123,038.99	\$125,753.39
Golden Valley	\$95,056.00	\$98,406.56	\$100,866.72	\$99,808.80	\$103,326.89	\$105,910.06	\$121,859.16	\$124,025.74	\$126,849.58
Maple Grove	\$95,988.71	\$108,644.22	\$111,902.19	\$99,828.26	\$112,989.99	\$116,378.28	\$124,982.07	\$132,982.07	\$134,982.07
Edina	\$98,076.20	\$101,018.49	\$107,393.59	\$98,076.20	\$101,018.49	\$107,393.59	\$119,573.59	\$131,573.59	\$131,573.59
Metro Transit	\$89,985.17	\$91,776.21	\$94,070.62	\$89,985.17	\$91,776.21	\$94,070.62	\$105,237.62	\$123,988.62	\$123,988.62
Minnetonka	\$89,210.37	\$102,514.05	\$104,564.32	\$94,010.37	\$107,314.05	\$109,364.32	\$116,384.32	\$117,944.32	\$120,050.32
New Hope	\$90,401.70	\$93,113.75	\$95,441.60	\$93,941.70	\$96,653.75	\$98,981.60	\$105,441.60	\$113,441.60	\$115,441.60
Plymouth	\$98,237.98	\$100,686.14	\$103,712.96	\$102,658.69	\$105,217.02	\$108,380.04	\$115,234.88	\$123,411.20	\$126,365.94
Robbinsdale	\$0.00	\$93,875.81	\$96,926.77	\$0.00	\$98,569.60	\$101,773.11	\$111,026.77	\$112,718.77	\$115,086.77
South Lake Mtk	\$88,711.82	\$91,373.10	\$106,145.22	\$92,911.82	\$95,573.10	\$110,345.22	\$119,731.22	\$129,198.22	\$132,388.54
St Anthony Village	\$0.00	\$92,335.14	\$95,105.24	\$0.00	\$95,105.19	\$97,958.40	\$107,085.24	\$117,895.24	\$122,491.24
St Louis Park	\$100,734.14	\$103,252.49	\$105,833.81	\$105,770.85	\$108,415.11	\$111,125.50	\$115,833.81	\$123,833.81	\$125,833.81
UofM	\$97,363.97	\$102,236.58	\$104,792.49	\$97,363.97	\$102,236.58	\$104,792.49	\$114,426.95	\$120,234.47	\$127,160.09
West Hennepin	\$83,236.50	\$85,733.59	\$88,305.60	\$85,636.50	\$88,133.59	\$90,705.60	\$99,491.02	\$102,722.04	\$112,082.18
Average	\$95,905.97	\$99,593.77	\$103,319.75	\$98,809.34	\$102,787.48	\$106,580.15	\$116,054.97	\$123,677.73	\$126,056.32
Below Average	\$12,669.47	\$13,860.18	\$15,014.15	\$13,172.84	\$14,653.89	\$15,874.55	\$16,563.95	\$20,955.69	\$13,974.14
Below Average	15%	16%	17%	15%	17%	18%	17%	20%	12%

Wages w/Longevity Scenario Comparison 20yr							2023		
	20yr Officer			20yr Investigator			w/Health Insurance		
	2021	2022	2023	2021	2022	2023	Single	Single+1	Family
Brooklyn Park	\$106,267.20	\$108,923.88	\$111,646.98	\$110,517.89	\$113,280.84	\$116,112.86	\$122,817.54	\$133,828.50	\$133,828.50
Eden Prarie	\$100,838.40	\$103,854.40	\$106,450.76	\$100,838.40	\$103,854.40	\$106,450.76	\$118,150.76	\$127,050.76	\$129,050.76
Brooklyn Center	\$0.00	\$103,800.26	\$106,904.54	\$0.00	\$108,471.28	\$111,715.24	\$125,000.54	\$125,000.54	\$127,714.94
Golden Valley	\$95,056.00	\$98,406.56	\$100,866.72	\$99,808.80	\$103,326.89	\$105,910.06	\$121,859.16	\$124,025.74	\$126,849.58
Maple Grove	\$95,988.71	\$108,644.22	\$111,902.19	\$99,828.26	\$112,989.99	\$116,378.28	\$124,982.07	\$132,982.07	\$134,982.07
Edina	\$100,133.74	\$103,137.75	\$109,646.60	\$100,133.74	\$103,137.75	\$109,646.60	\$121,826.60	\$133,826.60	\$133,826.60
Metro Transit	\$89,985.17	\$91,776.21	\$94,070.62	\$89,985.17	\$91,776.21	\$94,070.62	\$105,237.62	\$123,988.62	\$123,988.62
Minnetonka	\$85,779.20	\$98,571.20	\$100,542.62	\$90,579.20	\$103,371.20	\$105,342.62	\$112,362.62	\$113,922.62	\$116,028.62
New Hope	\$92,091.45	\$94,854.20	\$97,225.56	\$95,631.45	\$98,394.20	\$100,765.56	\$107,225.56	\$115,225.56	\$117,225.56
Plymouth	\$99,278.20	\$101,752.29	\$104,811.15	\$103,745.72	\$106,331.14	\$109,527.66	\$116,333.07	\$124,509.39	\$127,464.13
Robbinsdale	\$0.00	\$95,630.50	\$98,738.49	\$0.00	\$100,412.02	\$103,675.41	\$112,838.49	\$114,530.49	\$116,898.49
South Lake Mtk	\$90,385.63	\$93,097.12	\$108,147.96	\$94,585.63	\$97,297.12	\$112,347.96	\$121,733.96	\$131,200.96	\$134,391.28
St Anthony Village	\$0.00	\$94,061.03	\$96,882.91	\$0.00	\$96,882.86	\$99,789.39	\$108,862.91	\$119,672.91	\$124,268.91
St Louis Park	\$100,734.14	\$103,252.49	\$105,833.81	\$105,770.85	\$108,415.11	\$111,125.50	\$115,833.81	\$123,833.81	\$125,833.81
UofM	\$97,363.97	\$102,236.58	\$104,792.49	\$97,363.97	\$102,236.58	\$104,792.49	\$114,426.95	\$120,234.47	\$127,160.09
West Hennepin	\$83,236.50	\$85,733.59	\$88,305.60	\$85,636.50	\$88,133.59	\$90,705.60	\$99,491.02	\$102,722.04	\$112,082.18
Average	\$96,158.49	\$100,133.25	\$103,897.56	\$99,065.76	\$103,345.17	\$107,176.73	\$116,632.78	\$124,255.54	\$126,634.13
Below Average	\$12,921.99	\$14,399.66	\$15,591.96	\$13,429.26	\$15,211.58	\$16,471.13	\$17,141.76	\$21,533.50	\$14,551.95
Below Average	16%	17%	18%	16%	17%	18%	17%	21%	13%

Longevity

- 11 of 15 Agencies Surveyed offer
- 4 of 15 Agencies that don't offer have higher base wages
- 4 average steps
 - 5 year 3%
 - 9 year 5%
 - 13 year 7%
 - 17 year 9%

Agency	Longevity									
	Step 1		Step 2		Step 3		Step 4		Step 5	
	Years	%	Years	%	Years	%	Years	%	Years	%
Brooklyn Park										
Eden Prarie										
Brooklyn Center	8	3%	12	5%	16	7%	20	9%	25	11%
Golden Valley										
Maple Grove	5	3%	10	6%	15	9%				
Edina	4	3%	7	5%	10	7%	13	9.5		
Metro Transit	5	5%	10	7%	15	9%				
Minnetonka			10	2%	15	4%				
New Hope	4	3%	8	5%	12	7%	16	9%		
Plymouth	9	5%	12	5%	15	7%	20	8%		
Robbinsdale	4	3%	8	5%	12	7%	16	9%		
South Lake Mtk	4	2%	8	4%	12	6%	16	8%		
St Anthony Village	4	3%	8	5%	12	7%	16	9%		
St Louis Park										
UofM	4	2%	10	4%	15	6%				
<i>West Hennepin</i>										
Average	5	3%	9	5%	13	7%	17	9%	25	11%

U.S. Bureau of Labor Statistics - CPI Feb2022

CONSUMER PRICE INDEX – FEBRUARY 2022

The U.S. Bureau of Labor Statistics reported today, over the last 12 months, the all-items index increased 7.9 percent before seasonal adjustment.

Increases in the indexes for gasoline, shelter, and food were the largest contributors to the seasonally adjusted all items increase.

The gasoline index rose 6.6 percent in February and accounted for almost a third of the all-items monthly increase; other energy component indexes were mixed.

The food index rose 1.0 percent as the food at home index rose 1.4 percent; both were the largest monthly increases since April 2020.

The index for all items less food and energy rose 0.5 percent in February following a 0.6-percent increase the prior month.

The shelter index was by far the biggest factor in the increase, with a broad set of indexes also contributing, including those for recreation, household furnishings and operations, motor vehicle insurance, personal care, and airline fares.

The all-items index rose 7.9 percent for the 12 months ending February.

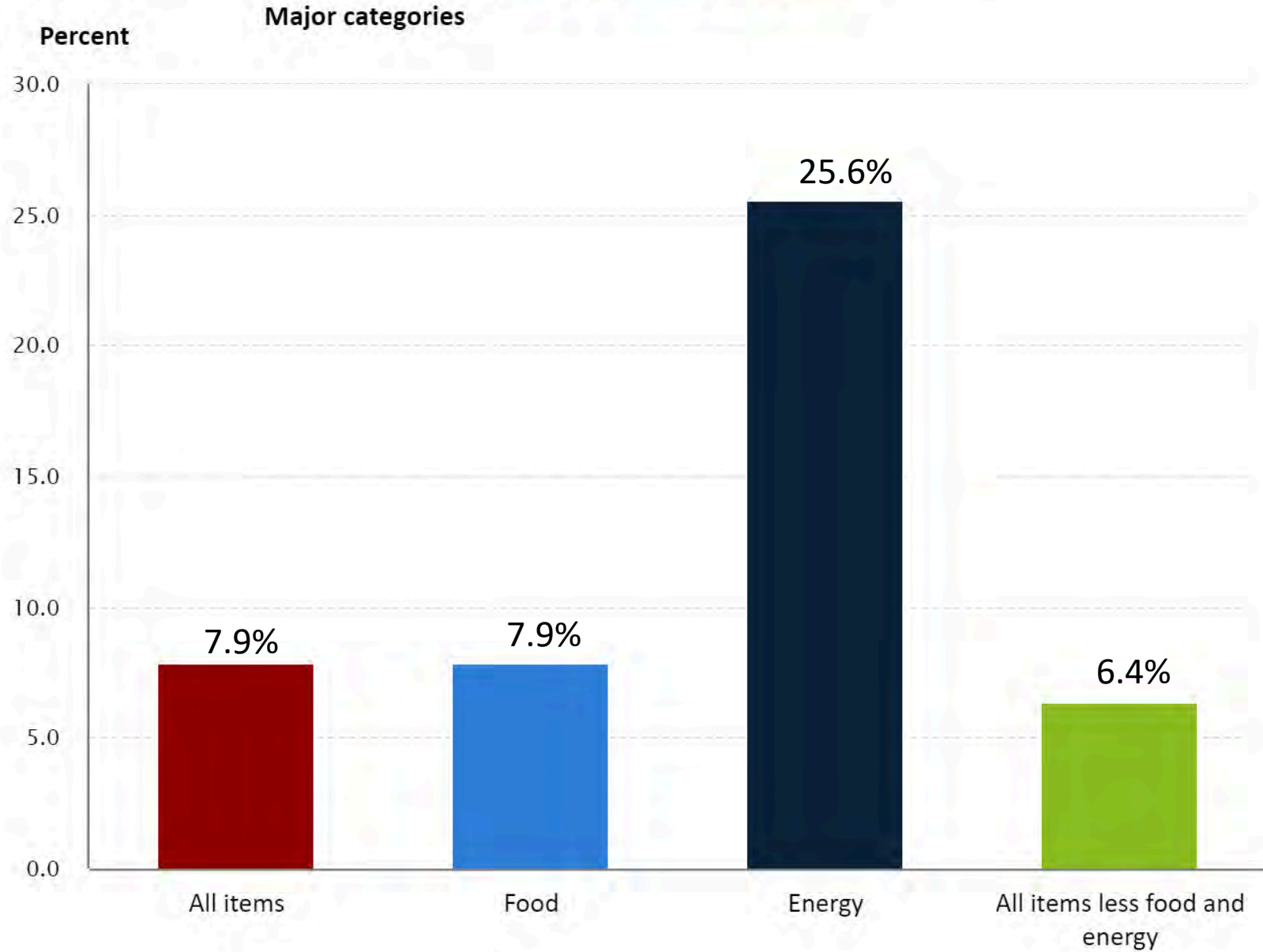
The 12-month increase has been steadily rising and is now the largest since the period ending January 1982.

The all items less food and energy index rose 6.4 percent, the largest 12-month change since the period ending August 1982.

The energy index rose 25.6 percent over the last year, and the food index increased 7.9 percent, the largest 12-month increase since the period ending July 1981.

12-month percentage change, Consumer Price Index, selected categories, February 2022, not seasonally adjusted

Click on columns to drill down



Inflation effect on compensation

2021

Wage \$83,236.50

Buying power year-end

-\$6,225.98

Loss of 7.5%

2022

Wage \$85,733.59

Buying power March 1st, 2022

-\$1,511.09

Loss of 1.8%

Projected Inflation to top 10% and
by year-end settle at 6.5%

Policing through 25 years of accelerating change

One can hardly imagine a time of greater change in law enforcement





Trends in officer recruitment pre-2019

- Lateral transfer option (limited to include lateral pay on a case-by-case basis)
- Rarely is a supervisory or command position offered outside the agency.
- Agencies actively recruiting at any one time 8-15
- Of the actively recruiting agencies many were part-time and/or outstate
- Open positions would receive 50 to >100 applicants
- Strict and lengthy hiring process taking upwards of 6-12 months from job posting to start.
- Rarely were pay and benefits advertised during recruitment

Trends in officer recruitment post-2019

- Emphasis on Lateral transfers, many offering Lateral Only applicants
- Several positions posted outside agency for Sergeant, Lieutenant, Captain
- Agencies actively recruiting at any one time 50-70 with multiple positions
- Majority of agencies recruiting within 7 county metro
- Open positions receive <5 – 30 applicants
- Streamlined and accelerated hiring process onboarding in <3mo from posting
- Detailed Pay and Benefits listed in postings
- Signing bonuses \$2,500 - \$10,000
- Offering lateral pay to top patrol pay
- Offering lateral vacation accrual rates and backfills
- Credit for prior experience for eligibility for special assignments and longevity



Hennepin County Agencies Actively Hiring March 2022

- Edina \$100,133.88 (2021) March 16, 2022
- Brooklyn Park \$106,267.20 (2021) March 31, 2022
- Minnetrista \$92,697.58 (2021) March 25, 2022
- Robbinsdale \$87,734.40 (2022) March 25, 2022
- Brooklyn Center \$95,229.60 (2022) April 9, 2022 *\$6,000 signing bonus*
- UofM \$96,449.60 (2022) November 30, 2022 *\$5,000 signing bonus*
- Three Rivers \$86,320 (2022) March 16, 2022
- St Anthony Village \$86,294.52 (2022) March 20, 2022
- Hopkins *\$2,500 signing bonus*
- South Lake \$100,137 (2022) March 31, 2022
- Orono \$92,352 (2022) March 31, 2022
- Hennepin County

Agencies actively
recruiting statewide: **65**

As of: 03/26/2022



PIONEER PRESS

TwinCities.com

St. Paul Pioneer Press

February 14, 2022

MN Senate Oks spending \$1 million to recruit, hire more law enforcement in state



DANA FERGUSON The Minnesota Senate on Monday voted 51-15 to advance a plan to spend \$1 million on a law enforcement advertising campaign in an effort to recruit and hire more officers around the state.

“Being a police officer is a public service to be praised and valued,” the bill’s author, Sen. Karin Housley, R-Stillwater, said. “There’s a real need for policemen on our streets. More police officers means less crime.”

The bill’s author said the proposal was aimed at boosting morale among police officers and helping attract more Minnesotans into the profession. Law enforcement agencies around the state have said they’re struggling to find qualified recruits. The bill’s opponents, meanwhile, said it comes at a time when communities are grappling with distrust with police following a fatal police shooting in Minneapolis.

MN lawmakers propose bills to recruit more cops



Brian Bakst

House DFL leaders added their plan to the mix Monday. The bill would authorize expedited training programs, signing and retention bonuses, tuition help and other job placement assistance for would-be officers. It was set for an initial hearing Tuesday, but the hearing was cancelled Monday night.

Senate Republicans have been advancing similar ideas and have already

passed a bill to conduct a marketing campaign to get people to consider policing.

Bonuses for new officers who stick around a certain amount of time could reach \$10,000.

Assistant Public Safety Commissioner Booker T. Hodges said a quarter of the law enforcement agencies in the state have openings. He said there are 1,200 to 1,500 jobs to fill but that new classes of officers per year are a third that size.

MN DFLers unveil plan to recruit police officers with 'strong moral character'



Emma Nelson A new program would provide free tuition, bonuses and other incentives to attract high school and college graduates to law enforcement.

Minnesota DFLers say a proposed new program to recruit and retain police officers "with strong moral character" would help address a statewide staffing shortage and build law enforcement agencies that look more like the communities they serve.

All sides want to bolster law enforcement ranks, though their approaches differ. Walz has proposed directing \$300 million over three years to local governments and tribes to address public safety needs, including recruitment and retention. Last week, the GOP-controlled Senate passed a proposal to spend \$1 million on a marketing campaign promoting police work as a profession — one piece of a \$65 million law enforcement recruitment and retention package.

Suburban Minnesota police departments offer bonuses to recruit and retain officers



Erin Adler Twin Cities suburban police departments are increasingly dangling valuable hiring incentives in front of police officers to fill positions in a highly competitive job market.

From Roseville to Apple Valley, the bonuses — which range from \$1,500 to \$10,000 — are being offered to new police officers and experienced officers in other departments if they make the move to a new department. Incentives are also being used to retain existing officers.

"We've seen a lot of [incentives] and it's only picking up steam," said Jim Mortenson, executive director of Law Enforcement Labor Services, which works with unions to negotiate hundreds of contracts at Minnesota law enforcement agencies. "They have to do something to lure candidates."

Brooklyn Center has hired six officers from other departments since November, which shows the bonuses are working, Flesland said.

Competition is tough, he said, because every department is hiring from the same pool.

Conclusion of review

- WHPS officers are markedly below the current market
- Recruitment at an unprecedented low
- Agencies providing significant increases to compensation packages
- Current inflation and cost of living outpacing compensation
- Majority of agencies provide longevity, those that do not have higher base pay over agencies without longevity.
- Strong community and legislative support to address challenges facing law enforcement

Proposal #1 2023

- Market Adjustment 10%
- Institute Longevity plan
 - 5yr-3%, 9yr-5%, 13yr-7%, 17yr-9%

Agency Info	Wages					
	Starting Salary			Top Patrol		
	2021	2022	2023	2021	2022	2023
Agency	2021	2022	2023	2021	2022	2023
Brooklyn Park	\$65,832.00	\$67,477.80	\$69,164.75	\$106,267.20	\$108,923.88	\$111,646.98
Eden Prarie	\$65,956.80	\$67,932.80	\$69,631.12	\$100,838.40	\$103,854.40	\$106,450.76
Brooklyn Center		\$64,750.25	\$66,692.74		\$95,229.60	\$98,077.56
Golden Valley	\$71,344.00	\$74,457.44	\$76,318.88	\$95,056.00	\$98,406.56	\$100,866.72
Maple Grove	\$62,048.48	\$72,750.08	\$74,932.00	\$88,063.04	\$99,673.60	\$102,662.56
Edina				\$91,446.34	\$94,189.73	\$100,133.88
Metro Transit	\$63,814.44	\$65,083.20	\$66,710.28	\$82,555.20	\$84,198.36	\$86,303.32
Minnetonka	\$68,619.20	\$80,475.20	\$82,084.70	\$85,779.20	\$98,571.20	\$100,542.62
New Hope	\$63,019.37	\$64,909.95	\$66,532.70	\$84,487.57	\$87,022.20	\$89,197.76
Plymouth	\$64,500.80	\$67,766.40	\$69,804.80	\$91,811.20	\$94,099.20	\$96,928.00
Robbinsdale		\$67,038.40	\$69,217.15		\$87,734.40	\$90,585.77
South Lake Mtk	\$62,622.24	\$64,500.72	\$66,435.72	\$83,690.40	\$86,201.04	\$100,137.00
St Anthony Village		\$64,720.89	\$66,662.55		\$86,294.52	\$88,883.40
St Louis Park	\$66,745.64	\$68,414.28	\$70,124.64	\$100,734.14	\$103,252.49	\$105,833.81
UofM	\$64,230.40	\$67,433.60	\$69,119.44	\$91,852.80	\$96,449.60	\$98,860.84
West Hennepin	\$54,815.79	\$56,460.27	\$ 62,106.30	\$83,236.50	\$85,733.59	\$ 94,306.95
Average	\$65,339.40	\$68,407.93	\$70,245.10	\$91,881.79	\$94,940.05	\$98,474.07
Below Average	\$10,523.61	\$11,947.66	\$8,138.80	\$8,645.29	\$9,206.46	\$4,167.12
Below Average	19%	21%	13%	10%	11%	4%

Wages w/Longevity Scenario Comparison 5yr							2023		
	5yr Officer			5yr Investigator			Officer w/Health Insurance		
	2021	2022	2023	2021	2022	2023	Single	Single+1	Family
Brooklyn Park	\$106,267.20	\$108,923.88	\$111,646.98	\$110,517.89	\$113,280.84	\$116,112.86	\$122,817.54	\$133,828.50	\$133,828.50
Eden Prarie	\$100,838.40	\$103,854.40	\$106,450.76	\$100,838.40	\$103,854.40	\$106,450.76	\$118,150.76	\$127,050.76	\$129,050.76
Brooklyn Center	\$0.00	\$98,086.49	\$101,019.89	\$0.00	\$102,500.38	\$105,565.78	\$119,115.89	\$119,115.89	\$121,830.29
Golden Valley	\$95,056.00	\$98,406.56	\$100,866.72	\$99,808.80	\$103,326.89	\$105,910.06	\$121,859.16	\$124,025.74	\$126,849.58
Maple Grove	\$90,704.93	\$102,663.81	\$105,742.44	\$94,333.13	\$106,770.36	\$109,972.13	\$118,822.31	\$126,822.32	\$128,822.32
Edina	\$94,418.35	\$97,250.90	\$103,388.23	\$94,418.35	\$97,250.90	\$103,388.23	\$115,568.23	\$127,568.23	\$127,568.23
Metro Transit	\$86,682.96	\$88,408.28	\$90,618.49	\$86,682.96	\$88,408.28	\$90,618.49	\$101,785.49	\$120,536.49	\$120,536.49
Minnetonka	\$85,779.20	\$98,571.20	\$100,542.62	\$90,579.20	\$103,371.20	\$105,342.62	\$112,362.62	\$113,922.62	\$116,028.62
New Hope	\$87,022.20	\$89,632.87	\$91,873.69	\$90,562.20	\$93,172.87	\$95,413.69	\$101,873.69	\$109,873.69	\$111,873.69
Plymouth	\$95,988.61	\$98,380.71	\$101,338.22	\$100,308.10	\$102,807.85	\$105,898.44	\$112,860.14	\$121,036.46	\$123,991.20
Robbinsdale	\$0.00	\$90,366.43	\$93,303.34	\$0.00	\$94,884.75	\$97,968.51	\$107,403.34	\$109,095.34	\$111,463.34
South Lake Mtk	\$85,364.21	\$87,925.06	\$102,139.74	\$89,564.21	\$92,125.06	\$106,339.74	\$115,725.74	\$125,192.74	\$128,383.06
St Anthony Village	\$0.00	\$88,883.36	\$91,549.90	\$0.00	\$91,549.86	\$94,296.40	\$103,529.90	\$114,339.90	\$118,935.90
St Louis Park	\$100,734.14	\$103,252.49	\$105,833.81	\$105,770.85	\$108,415.11	\$111,125.50	\$115,833.81	\$123,833.81	\$125,833.81
UofM	\$93,689.86	\$98,378.59	\$100,838.06	\$93,689.86	\$98,378.59	\$100,838.06	\$110,472.52	\$116,280.04	\$123,205.66
West Hennepin	\$85,733.60	\$88,305.60	\$97,136.16	\$88,133.60	\$90,705.60	\$99,536.16	\$108,321.58	\$111,552.60	\$120,912.74
Average	\$93,545.50	\$96,865.67	\$100,476.86	\$96,422.83	\$100,006.49	\$103,682.75	\$113,212.08	\$120,834.84	\$123,213.43
Below Average	\$7,811.91	\$8,560.07	\$3,340.70	\$8,289.23	\$9,300.89	\$4,146.59	\$4,890.50	\$9,282.24	\$2,300.69
Below Average	9%	10%	3%	9%	10%	4%	5%	8%	2%

Wages w/Longevity Scenario Comparison 10yr							2023		
	10yr Officer			10yr Investigator			w/Health Insurance		
	2021	2022	2023	2021	2022	2023	Single	Single+1	Family
Brooklyn Park	\$106,267.20	\$108,923.88	\$111,646.98	\$110,517.89	\$113,280.84	\$116,112.86	\$122,817.54	\$133,828.50	\$133,828.50
Eden Prarie	\$100,838.40	\$103,854.40	\$106,450.76	\$100,838.40	\$103,854.40	\$106,450.76	\$118,150.76	\$127,050.76	\$129,050.76
Brooklyn Center	\$0.00	\$99,991.08	\$102,981.44	\$0.00	\$104,490.68	\$107,615.60	\$121,077.44	\$121,077.44	\$123,791.84
Golden Valley	\$95,056.00	\$98,406.56	\$100,866.72	\$99,808.80	\$103,326.89	\$105,910.06	\$121,859.16	\$124,025.74	\$126,849.58
Maple Grove	\$93,346.82	\$105,654.02	\$108,822.31	\$97,080.70	\$109,880.18	\$113,175.21	\$121,902.19	\$129,902.19	\$131,902.19
Edina	\$96,247.27	\$99,134.69	\$105,390.91	\$96,247.27	\$99,134.69	\$105,390.91	\$117,570.91	\$129,570.91	\$129,570.91
Metro Transit	\$88,334.06	\$90,092.25	\$92,344.55	\$88,334.06	\$90,092.25	\$92,344.55	\$103,511.55	\$122,262.55	\$122,262.55
Minnetonka	\$87,494.78	\$100,542.62	\$102,553.47	\$92,294.78	\$105,342.62	\$107,353.47	\$114,373.47	\$115,933.47	\$118,039.47
New Hope	\$88,711.95	\$91,373.31	\$93,657.65	\$92,251.95	\$94,913.31	\$97,197.65	\$103,657.65	\$111,657.65	\$113,657.65
Plymouth	\$96,484.39	\$98,888.85	\$101,861.64	\$100,826.19	\$103,338.85	\$106,445.41	\$113,383.56	\$121,559.88	\$124,514.62
Robbinsdale	\$0.00	\$92,121.12	\$95,115.06	\$0.00	\$96,727.18	\$99,870.81	\$109,215.06	\$110,907.06	\$113,275.06
South Lake Mtk	\$87,038.02	\$89,649.08	\$104,142.48	\$91,238.02	\$93,849.08	\$108,342.48	\$117,728.48	\$127,195.48	\$130,385.80
St Anthony Village	\$0.00	\$90,609.25	\$93,327.57	\$0.00	\$93,327.52	\$96,127.40	\$105,307.57	\$116,117.57	\$120,713.57
St Louis Park	\$100,734.14	\$103,252.49	\$105,833.81	\$105,770.85	\$108,415.11	\$111,125.50	\$115,833.81	\$123,833.81	\$125,833.81
UofM	\$95,526.91	\$100,307.58	\$102,815.27	\$95,526.91	\$100,307.58	\$102,815.27	\$112,449.73	\$118,257.25	\$125,182.87
West Hennepin	\$87,398.33	\$90,020.27	\$99,022.30	\$89,798.33	\$92,420.27	\$101,422.30	\$110,207.72	\$113,438.74	\$122,798.88
Average	\$94,673.33	\$98,186.75	\$101,854.04	\$97,561.32	\$101,352.08	\$105,085.20	\$114,589.26	\$122,212.02	\$124,590.61
Below Average	\$7,275.00	\$8,166.48	\$2,831.74	\$7,762.99	\$8,931.81	\$3,662.90	\$4,381.54	\$8,773.28	\$1,791.73
Below Average	8%	9%	3%	9%	10%	4%	4%	8%	1%

Wages w/Longevity Scenario Comparison 15yr							2023		
	15yr Officer			15yr Investigator			w/Health Insurance		
	2021	2022	2023	2021	2022	2023	Single	Single+1	Family
Brooklyn Park	\$106,267.20	\$108,923.88	\$111,646.98	\$110,517.89	\$113,280.84	\$116,112.86	\$122,817.54	\$133,828.50	\$133,828.50
Eden Prarie	\$100,838.40	\$103,854.40	\$106,450.76	\$100,838.40	\$103,854.40	\$106,450.76	\$118,150.76	\$127,050.76	\$129,050.76
Brooklyn Center	\$0.00	\$101,895.67	\$104,942.99	\$0.00	\$106,480.98	\$109,665.42	\$123,038.99	\$123,038.99	\$125,753.39
Golden Valley	\$95,056.00	\$98,406.56	\$100,866.72	\$99,808.80	\$103,326.89	\$105,910.06	\$121,859.16	\$124,025.74	\$126,849.58
Maple Grove	\$95,988.71	\$108,644.22	\$111,902.19	\$99,828.26	\$112,989.99	\$116,378.28	\$124,982.07	\$132,982.07	\$134,982.07
Edina	\$98,076.20	\$101,018.49	\$107,393.59	\$98,076.20	\$101,018.49	\$107,393.59	\$119,573.59	\$131,573.59	\$131,573.59
Metro Transit	\$89,985.17	\$91,776.21	\$94,070.62	\$89,985.17	\$91,776.21	\$94,070.62	\$105,237.62	\$123,988.62	\$123,988.62
Minnetonka	\$89,210.37	\$102,514.05	\$104,564.32	\$94,010.37	\$107,314.05	\$109,364.32	\$116,384.32	\$117,944.32	\$120,050.32
New Hope	\$90,401.70	\$93,113.75	\$95,441.60	\$93,941.70	\$96,653.75	\$98,981.60	\$105,441.60	\$113,441.60	\$115,441.60
Plymouth	\$98,237.98	\$100,686.14	\$103,712.96	\$102,658.69	\$105,217.02	\$108,380.04	\$115,234.88	\$123,411.20	\$126,365.94
Robbinsdale	\$0.00	\$93,875.81	\$96,926.77	\$0.00	\$98,569.60	\$101,773.11	\$111,026.77	\$112,718.77	\$115,086.77
South Lake Mtk	\$88,711.82	\$91,373.10	\$106,145.22	\$92,911.82	\$95,573.10	\$110,345.22	\$119,731.22	\$129,198.22	\$132,388.54
St Anthony Village	\$0.00	\$92,335.14	\$95,105.24	\$0.00	\$95,105.19	\$97,958.40	\$107,085.24	\$117,895.24	\$122,491.24
St Louis Park	\$100,734.14	\$103,252.49	\$105,833.81	\$105,770.85	\$108,415.11	\$111,125.50	\$115,833.81	\$123,833.81	\$125,833.81
UofM	\$97,363.97	\$102,236.58	\$104,792.49	\$97,363.97	\$102,236.58	\$104,792.49	\$114,426.95	\$120,234.47	\$127,160.09
West Hennepin	\$89,063.06	\$91,734.94	\$100,908.44	\$91,463.06	\$94,134.94	\$103,308.44	\$112,093.86	\$115,324.88	\$124,685.02
Average	\$95,905.97	\$99,593.77	\$103,319.75	\$98,809.34	\$102,787.48	\$106,580.15	\$116,054.97	\$123,677.73	\$126,056.32
Below Average	\$6,842.92	\$7,858.82	\$2,411.31	\$7,346.29	\$8,652.54	\$3,271.71	\$3,961.11	\$8,352.85	\$1,371.31
Below Average	8%	9%	2%	8%	9%	3%	4%	7%	1%

Wages w/Longevity Scenario Comparison 20yr							2023		
	20yr Officer			20yr Investigator			w/Health Insurance		
	2021	2022	2023	2021	2022	2023	Single	Single+1	Family
Brooklyn Park	\$106,267.20	\$108,923.88	\$111,646.98	\$110,517.89	\$113,280.84	\$116,112.86	\$122,817.54	\$133,828.50	\$133,828.50
Eden Prarie	\$100,838.40	\$103,854.40	\$106,450.76	\$100,838.40	\$103,854.40	\$106,450.76	\$118,150.76	\$127,050.76	\$129,050.76
Brooklyn Center	\$0.00	\$103,800.26	\$106,904.54	\$0.00	\$108,471.28	\$111,715.24	\$125,000.54	\$125,000.54	\$127,714.94
Golden Valley	\$95,056.00	\$98,406.56	\$100,866.72	\$99,808.80	\$103,326.89	\$105,910.06	\$121,859.16	\$124,025.74	\$126,849.58
Maple Grove	\$95,988.71	\$108,644.22	\$111,902.19	\$99,828.26	\$112,989.99	\$116,378.28	\$124,982.07	\$132,982.07	\$134,982.07
Edina	\$100,133.74	\$103,137.75	\$109,646.60	\$100,133.74	\$103,137.75	\$109,646.60	\$121,826.60	\$133,826.60	\$133,826.60
Metro Transit	\$89,985.17	\$91,776.21	\$94,070.62	\$89,985.17	\$91,776.21	\$94,070.62	\$105,237.62	\$123,988.62	\$123,988.62
Minnetonka	\$85,779.20	\$98,571.20	\$100,542.62	\$90,579.20	\$103,371.20	\$105,342.62	\$112,362.62	\$113,922.62	\$116,028.62
New Hope	\$92,091.45	\$94,854.20	\$97,225.56	\$95,631.45	\$98,394.20	\$100,765.56	\$107,225.56	\$115,225.56	\$117,225.56
Plymouth	\$99,278.20	\$101,752.29	\$104,811.15	\$103,745.72	\$106,331.14	\$109,527.66	\$116,333.07	\$124,509.39	\$127,464.13
Robbinsdale	\$0.00	\$95,630.50	\$98,738.49	\$0.00	\$100,412.02	\$103,675.41	\$112,838.49	\$114,530.49	\$116,898.49
South Lake Mtk	\$90,385.63	\$93,097.12	\$108,147.96	\$94,585.63	\$97,297.12	\$112,347.96	\$121,733.96	\$131,200.96	\$134,391.28
St Anthony Village	\$0.00	\$94,061.03	\$96,882.91	\$0.00	\$96,882.86	\$99,789.39	\$108,862.91	\$119,672.91	\$124,268.91
St Louis Park	\$100,734.14	\$103,252.49	\$105,833.81	\$105,770.85	\$108,415.11	\$111,125.50	\$115,833.81	\$123,833.81	\$125,833.81
UofM	\$97,363.97	\$102,236.58	\$104,792.49	\$97,363.97	\$102,236.58	\$104,792.49	\$114,426.95	\$120,234.47	\$127,160.09
West Hennepin	\$90,727.79	\$93,449.61	\$102,794.58	\$93,127.79	\$95,849.61	\$105,194.58	\$113,980.00	\$117,211.02	\$126,571.16
Average	\$96,158.49	\$100,133.25	\$103,897.56	\$99,065.76	\$103,345.17	\$107,176.73	\$116,632.78	\$124,255.54	\$126,634.13
Below Average	\$5,430.70	\$6,683.63	\$1,102.98	\$5,937.97	\$7,495.56	\$1,982.16	\$2,652.78	\$7,044.52	\$62.97
Below Average	6%	7%	1%	6%	8%	2%	2%	6%	0%

Proposal #2 2023/2024

- 2023
 - Market Adjustment 12%
- 2024
 - Institute Longevity plan
 - 5yr-3%, 9yr-5%, 13yr-7%, 17yr-9%
 - Forgo raise

Agency Info	Wages					
	Starting Salary			Top Patrol		
	2021	2022	2023	2021	2022	2023
Agency						
Brooklyn Park	\$65,832.00	\$67,477.80	\$69,164.75	\$106,267.20	\$108,923.88	\$111,646.98
Eden Prarie	\$65,956.80	\$67,932.80	\$69,631.12	\$100,838.40	\$103,854.40	\$106,450.76
Brooklyn Center		\$64,750.25	\$66,692.74		\$95,229.60	\$98,077.56
Golden Valley	\$71,344.00	\$74,457.44	\$76,318.88	\$95,056.00	\$98,406.56	\$100,866.72
Maple Grove	\$62,048.48	\$72,750.08	\$74,932.00	\$88,063.04	\$99,673.60	\$102,662.56
Edina				\$91,446.34	\$94,189.73	\$100,133.88
Metro Transit	\$63,814.44	\$65,083.20	\$66,710.28	\$82,555.20	\$84,198.36	\$86,303.32
Minnetonka	\$68,619.20	\$80,475.20	\$82,084.70	\$85,779.20	\$98,571.20	\$100,542.62
New Hope	\$63,019.37	\$64,909.95	\$66,532.70	\$84,487.57	\$87,022.20	\$89,197.76
Plymouth	\$64,500.80	\$67,766.40	\$69,804.80	\$91,811.20	\$94,099.20	\$96,928.00
Robbinsdale		\$67,038.40	\$69,217.15		\$87,734.40	\$90,585.77
South Lake Mtk	\$62,622.24	\$64,500.72	\$66,435.72	\$83,690.40	\$86,201.04	\$100,137.00
St Anthony Village		\$64,720.89	\$66,662.55		\$86,294.52	\$88,883.40
St Louis Park	\$66,745.64	\$68,414.28	\$70,124.64	\$100,734.14	\$103,252.49	\$105,833.81
UofM	\$64,230.40	\$67,433.60	\$69,119.44	\$91,852.80	\$96,449.60	\$98,860.84
West Hennepin	\$54,815.79	\$56,460.27	\$ 63,235.50	\$83,236.50	\$85,733.59	\$ 96,021.62
Average	\$65,339.40	\$68,407.93	\$70,245.10	\$91,881.79	\$94,940.05	\$98,474.07
Below Average	\$10,523.61	\$11,947.66	\$7,009.60	\$8,645.29	\$9,206.46	\$2,452.45
Below Average	19%	21%	11%	10%	11%	3%

Proposal #2 2023 w/12%

Wages w/Longevity Scenario Comparison 5yr							2023		
	5yr Officer			5yr Investigator			Officer w/Health Insurance		
	2021	2022	2023	2021	2022	2023	Single	Single+1	Family
Brooklyn Park	\$106,267.20	\$108,923.88	\$111,646.98	\$110,517.89	\$113,280.84	\$116,112.86	\$122,817.54	\$133,828.50	\$133,828.50
Eden Prarie	\$100,838.40	\$103,854.40	\$106,450.76	\$100,838.40	\$103,854.40	\$106,450.76	\$118,150.76	\$127,050.76	\$129,050.76
Brooklyn Center	\$0.00	\$98,086.49	\$101,019.89	\$0.00	\$102,500.38	\$105,565.78	\$119,115.89	\$119,115.89	\$121,830.29
Golden Valley	\$95,056.00	\$98,406.56	\$100,866.72	\$99,808.80	\$103,326.89	\$105,910.06	\$121,859.16	\$124,025.74	\$126,849.58
Maple Grove	\$90,704.93	\$102,663.81	\$105,742.44	\$94,333.13	\$106,770.36	\$109,972.13	\$118,822.31	\$126,822.32	\$128,822.32
Edina	\$94,418.35	\$97,250.90	\$103,388.23	\$94,418.35	\$97,250.90	\$103,388.23	\$115,568.23	\$127,568.23	\$127,568.23
Metro Transit	\$86,682.96	\$88,408.28	\$90,618.49	\$86,682.96	\$88,408.28	\$90,618.49	\$101,785.49	\$120,536.49	\$120,536.49
Minnetonka	\$85,779.20	\$98,571.20	\$100,542.62	\$90,579.20	\$103,371.20	\$105,342.62	\$112,362.62	\$113,922.62	\$116,028.62
New Hope	\$87,022.20	\$89,632.87	\$91,873.69	\$90,562.20	\$93,172.87	\$95,413.69	\$101,873.69	\$109,873.69	\$111,873.69
Plymouth	\$95,988.61	\$98,380.71	\$101,338.22	\$100,308.10	\$102,807.85	\$105,898.44	\$112,860.14	\$121,036.46	\$123,991.20
Robbinsdale	\$0.00	\$90,366.43	\$93,303.34	\$0.00	\$94,884.75	\$97,968.51	\$107,403.34	\$109,095.34	\$111,463.34
South Lake Mtk	\$85,364.21	\$87,925.06	\$102,139.74	\$89,564.21	\$92,125.06	\$106,339.74	\$115,725.74	\$125,192.74	\$128,383.06
St Anthony Village	\$0.00	\$88,883.36	\$91,549.90	\$0.00	\$91,549.86	\$94,296.40	\$103,529.90	\$114,339.90	\$118,935.90
St Louis Park	\$100,734.14	\$103,252.49	\$105,833.81	\$105,770.85	\$108,415.11	\$111,125.50	\$115,833.81	\$123,833.81	\$125,833.81
UofM	\$93,689.86	\$98,378.59	\$100,838.06	\$93,689.86	\$98,378.59	\$100,838.06	\$110,472.52	\$116,280.04	\$123,205.66
West Hennepin	\$83,236.50	\$85,733.59	\$96,021.62	\$85,636.50	\$88,133.59	\$98,421.62	\$107,207.04	\$110,438.06	\$119,798.20
Average	\$93,545.50	\$96,865.67	\$100,476.86	\$96,422.83	\$100,006.49	\$103,682.75	\$113,212.08	\$120,834.84	\$123,213.43
Below Average	\$10,309.00	\$11,132.08	\$4,455.24	\$10,786.33	\$11,872.90	\$5,261.13	\$6,005.04	\$10,396.78	\$3,415.23
Below Average	12%	13%	5%	13%	13%	5%	6%	9%	3%

Proposal #2 2023 w/12%

Wages w/Longevity Scenario Comparison 10yr							2023		
	10yr Officer			10yr Investigator			w/Health Insurance		
	2021	2022	2023	2021	2022	2023	Single	Single+1	Family
Brooklyn Park	\$106,267.20	\$108,923.88	\$111,646.98	\$110,517.89	\$113,280.84	\$116,112.86	\$122,817.54	\$133,828.50	\$133,828.50
Eden Prarie	\$100,838.40	\$103,854.40	\$106,450.76	\$100,838.40	\$103,854.40	\$106,450.76	\$118,150.76	\$127,050.76	\$129,050.76
Brooklyn Center	\$0.00	\$99,991.08	\$102,981.44	\$0.00	\$104,490.68	\$107,615.60	\$121,077.44	\$121,077.44	\$123,791.84
Golden Valley	\$95,056.00	\$98,406.56	\$100,866.72	\$99,808.80	\$103,326.89	\$105,910.06	\$121,859.16	\$124,025.74	\$126,849.58
Maple Grove	\$93,346.82	\$105,654.02	\$108,822.31	\$97,080.70	\$109,880.18	\$113,175.21	\$121,902.19	\$129,902.19	\$131,902.19
Edina	\$96,247.27	\$99,134.69	\$105,390.91	\$96,247.27	\$99,134.69	\$105,390.91	\$117,570.91	\$129,570.91	\$129,570.91
Metro Transit	\$88,334.06	\$90,092.25	\$92,344.55	\$88,334.06	\$90,092.25	\$92,344.55	\$103,511.55	\$122,262.55	\$122,262.55
Minnetonka	\$87,494.78	\$100,542.62	\$102,553.47	\$92,294.78	\$105,342.62	\$107,353.47	\$114,373.47	\$115,933.47	\$118,039.47
New Hope	\$88,711.95	\$91,373.31	\$93,657.65	\$92,251.95	\$94,913.31	\$97,197.65	\$103,657.65	\$111,657.65	\$113,657.65
Plymouth	\$96,484.39	\$98,888.85	\$101,861.64	\$100,826.19	\$103,338.85	\$106,445.41	\$113,383.56	\$121,559.88	\$124,514.62
Robbinsdale	\$0.00	\$92,121.12	\$95,115.06	\$0.00	\$96,727.18	\$99,870.81	\$109,215.06	\$110,907.06	\$113,275.06
South Lake Mtk	\$87,038.02	\$89,649.08	\$104,142.48	\$91,238.02	\$93,849.08	\$108,342.48	\$117,728.48	\$127,195.48	\$130,385.80
St Anthony Village	\$0.00	\$90,609.25	\$93,327.57	\$0.00	\$93,327.52	\$96,127.40	\$105,307.57	\$116,117.57	\$120,713.57
St Louis Park	\$100,734.14	\$103,252.49	\$105,833.81	\$105,770.85	\$108,415.11	\$111,125.50	\$115,833.81	\$123,833.81	\$125,833.81
UofM	\$95,526.91	\$100,307.58	\$102,815.27	\$95,526.91	\$100,307.58	\$102,815.27	\$112,449.73	\$118,257.25	\$125,182.87
West Hennepin	\$83,236.50	\$85,733.59	\$96,021.62	\$85,636.50	\$88,133.59	\$98,421.62	\$107,207.04	\$110,438.06	\$119,798.20
Average	\$94,673.33	\$98,186.75	\$101,854.04	\$97,561.32	\$101,352.08	\$105,085.20	\$114,589.26	\$122,212.02	\$124,590.61
Below Average	\$11,436.83	\$12,453.16	\$5,832.42	\$11,924.82	\$13,218.49	\$6,663.58	\$7,382.22	\$11,773.96	\$4,792.41
Below Average	14%	15%	6%	14%	15%	7%	7%	11%	4%

Proposal #2 2023 w/12%

Wages w/Longevity Scenario Comparison 15yr							2023		
	15yr Officer			15yr Investigator			w/Health Insurance		
	2021	2022	2023	2021	2022	2023	Single	Single+1	Family
Brooklyn Park	\$106,267.20	\$108,923.88	\$111,646.98	\$110,517.89	\$113,280.84	\$116,112.86	\$122,817.54	\$133,828.50	\$133,828.50
Eden Prarie	\$100,838.40	\$103,854.40	\$106,450.76	\$100,838.40	\$103,854.40	\$106,450.76	\$118,150.76	\$127,050.76	\$129,050.76
Brooklyn Center	\$0.00	\$101,895.67	\$104,942.99	\$0.00	\$106,480.98	\$109,665.42	\$123,038.99	\$123,038.99	\$125,753.39
Golden Valley	\$95,056.00	\$98,406.56	\$100,866.72	\$99,808.80	\$103,326.89	\$105,910.06	\$121,859.16	\$124,025.74	\$126,849.58
Maple Grove	\$95,988.71	\$108,644.22	\$111,902.19	\$99,828.26	\$112,989.99	\$116,378.28	\$124,982.07	\$132,982.07	\$134,982.07
Edina	\$98,076.20	\$101,018.49	\$107,393.59	\$98,076.20	\$101,018.49	\$107,393.59	\$119,573.59	\$131,573.59	\$131,573.59
Metro Transit	\$89,985.17	\$91,776.21	\$94,070.62	\$89,985.17	\$91,776.21	\$94,070.62	\$105,237.62	\$123,988.62	\$123,988.62
Minnetonka	\$89,210.37	\$102,514.05	\$104,564.32	\$94,010.37	\$107,314.05	\$109,364.32	\$116,384.32	\$117,944.32	\$120,050.32
New Hope	\$90,401.70	\$93,113.75	\$95,441.60	\$93,941.70	\$96,653.75	\$98,981.60	\$105,441.60	\$113,441.60	\$115,441.60
Plymouth	\$98,237.98	\$100,686.14	\$103,712.96	\$102,658.69	\$105,217.02	\$108,380.04	\$115,234.88	\$123,411.20	\$126,365.94
Robbinsdale	\$0.00	\$93,875.81	\$96,926.77	\$0.00	\$98,569.60	\$101,773.11	\$111,026.77	\$112,718.77	\$115,086.77
South Lake Mtk	\$88,711.82	\$91,373.10	\$106,145.22	\$92,911.82	\$95,573.10	\$110,345.22	\$119,731.22	\$129,198.22	\$132,388.54
St Anthony Village	\$0.00	\$92,335.14	\$95,105.24	\$0.00	\$95,105.19	\$97,958.40	\$107,085.24	\$117,895.24	\$122,491.24
St Louis Park	\$100,734.14	\$103,252.49	\$105,833.81	\$105,770.85	\$108,415.11	\$111,125.50	\$115,833.81	\$123,833.81	\$125,833.81
UofM	\$97,363.97	\$102,236.58	\$104,792.49	\$97,363.97	\$102,236.58	\$104,792.49	\$114,426.95	\$120,234.47	\$127,160.09
West Hennepin	\$83,236.50	\$85,733.59	\$96,021.62	\$85,636.50	\$88,133.59	\$98,421.62	\$107,207.04	\$110,438.06	\$119,798.20
Average	\$95,905.97	\$99,593.77	\$103,319.75	\$98,809.34	\$102,787.48	\$106,580.15	\$116,054.97	\$123,677.73	\$126,056.32
Below Average	\$12,669.47	\$13,860.18	\$7,298.13	\$13,172.84	\$14,653.89	\$8,158.53	\$8,847.93	\$13,239.67	\$6,258.12
Below Average	15%	16%	8%	15%	17%	8%	8%	12%	5%

Proposal #2 2023 w/12%

Wages w/Longevity Scenario Comparison 20yr							2023		
	20yr Officer			20yr Investigator			w/Health Insurance		
	2021	2022	2023	2021	2022	2023	Single	Single+1	Family
Brooklyn Park	\$106,267.20	\$108,923.88	\$111,646.98	\$110,517.89	\$113,280.84	\$116,112.86	\$122,817.54	\$133,828.50	\$133,828.50
Eden Prarie	\$100,838.40	\$103,854.40	\$106,450.76	\$100,838.40	\$103,854.40	\$106,450.76	\$118,150.76	\$127,050.76	\$129,050.76
Brooklyn Center	\$0.00	\$103,800.26	\$106,904.54	\$0.00	\$108,471.28	\$111,715.24	\$125,000.54	\$125,000.54	\$127,714.94
Golden Valley	\$95,056.00	\$98,406.56	\$100,866.72	\$99,808.80	\$103,326.89	\$105,910.06	\$121,859.16	\$124,025.74	\$126,849.58
Maple Grove	\$95,988.71	\$108,644.22	\$111,902.19	\$99,828.26	\$112,989.99	\$116,378.28	\$124,982.07	\$132,982.07	\$134,982.07
Edina	\$100,133.74	\$103,137.75	\$109,646.60	\$100,133.74	\$103,137.75	\$109,646.60	\$121,826.60	\$133,826.60	\$133,826.60
Metro Transit	\$89,985.17	\$91,776.21	\$94,070.62	\$89,985.17	\$91,776.21	\$94,070.62	\$105,237.62	\$123,988.62	\$123,988.62
Minnetonka	\$85,779.20	\$98,571.20	\$100,542.62	\$90,579.20	\$103,371.20	\$105,342.62	\$112,362.62	\$113,922.62	\$116,028.62
New Hope	\$92,091.45	\$94,854.20	\$97,225.56	\$95,631.45	\$98,394.20	\$100,765.56	\$107,225.56	\$115,225.56	\$117,225.56
Plymouth	\$99,278.20	\$101,752.29	\$104,811.15	\$103,745.72	\$106,331.14	\$109,527.66	\$116,333.07	\$124,509.39	\$127,464.13
Robbinsdale	\$0.00	\$95,630.50	\$98,738.49	\$0.00	\$100,412.02	\$103,675.41	\$112,838.49	\$114,530.49	\$116,898.49
South Lake Mtk	\$90,385.63	\$93,097.12	\$108,147.96	\$94,585.63	\$97,297.12	\$112,347.96	\$121,733.96	\$131,200.96	\$134,391.28
St Anthony Village	\$0.00	\$94,061.03	\$96,882.91	\$0.00	\$96,882.86	\$99,789.39	\$108,862.91	\$119,672.91	\$124,268.91
St Louis Park	\$100,734.14	\$103,252.49	\$105,833.81	\$105,770.85	\$108,415.11	\$111,125.50	\$115,833.81	\$123,833.81	\$125,833.81
UofM	\$97,363.97	\$102,236.58	\$104,792.49	\$97,363.97	\$102,236.58	\$104,792.49	\$114,426.95	\$120,234.47	\$127,160.09
West Hennepin	\$83,236.50	\$85,733.59	\$96,021.62	\$85,636.50	\$88,133.59	\$98,421.62	\$107,207.04	\$110,438.06	\$119,798.20
Average	\$96,158.49	\$100,133.25	\$103,897.56	\$99,065.76	\$103,345.17	\$107,176.73	\$116,632.78	\$124,255.54	\$126,634.13
Below Average	\$12,921.99	\$14,399.66	\$7,875.94	\$13,429.26	\$15,211.58	\$8,755.11	\$9,425.74	\$13,817.48	\$6,835.93
Below Average	16%	17%	8%	16%	17%	9%	9%	13%	6%

Proposal #2 2024 (comparable agencies 2023 number's)

Wages w/Longevity Scenario Comparison 5yr							2023		
	5yr Officer			5yr Investigator			Officer w/Health Insurance		
	2021	2022	2023	2021	2022	2023	Single	Single+1	Family
Brooklyn Park	\$106,267.20	\$108,923.88	\$111,646.98	\$110,517.89	\$113,280.84	\$116,112.86	\$122,817.54	\$133,828.50	\$133,828.50
Eden Prarie	\$100,838.40	\$103,854.40	\$106,450.76	\$100,838.40	\$103,854.40	\$106,450.76	\$118,150.76	\$127,050.76	\$129,050.76
Brooklyn Center	\$0.00	\$98,086.49	\$101,019.89	\$0.00	\$102,500.38	\$105,565.78	\$119,115.89	\$119,115.89	\$121,830.29
Golden Valley	\$95,056.00	\$98,406.56	\$100,866.72	\$99,808.80	\$103,326.89	\$105,910.06	\$121,859.16	\$124,025.74	\$126,849.58
Maple Grove	\$90,704.93	\$102,663.81	\$105,742.44	\$94,333.13	\$106,770.36	\$109,972.13	\$118,822.31	\$126,822.32	\$128,822.32
Edina	\$94,418.35	\$97,250.90	\$103,388.23	\$94,418.35	\$97,250.90	\$103,388.23	\$115,568.23	\$127,568.23	\$127,568.23
Metro Transit	\$86,682.96	\$88,408.28	\$90,618.49	\$86,682.96	\$88,408.28	\$90,618.49	\$101,785.49	\$120,536.49	\$120,536.49
Minnetonka	\$85,779.20	\$98,571.20	\$100,542.62	\$90,579.20	\$103,371.20	\$105,342.62	\$112,362.62	\$113,922.62	\$116,028.62
New Hope	\$87,022.20	\$89,632.87	\$91,873.69	\$90,562.20	\$93,172.87	\$95,413.69	\$101,873.69	\$109,873.69	\$111,873.69
Plymouth	\$95,988.61	\$98,380.71	\$101,338.22	\$100,308.10	\$102,807.85	\$105,898.44	\$112,860.14	\$121,036.46	\$123,991.20
Robbinsdale	\$0.00	\$90,366.43	\$93,303.34	\$0.00	\$94,884.75	\$97,968.51	\$107,403.34	\$109,095.34	\$111,463.34
South Lake Mtk	\$85,364.21	\$87,925.06	\$102,139.74	\$89,564.21	\$92,125.06	\$106,339.74	\$115,725.74	\$125,192.74	\$128,383.06
St Anthony Village	\$0.00	\$88,883.36	\$91,549.90	\$0.00	\$91,549.86	\$94,296.40	\$103,529.90	\$114,339.90	\$118,935.90
St Louis Park	\$100,734.14	\$103,252.49	\$105,833.81	\$105,770.85	\$108,415.11	\$111,125.50	\$115,833.81	\$123,833.81	\$125,833.81
UofM	\$93,689.86	\$98,378.59	\$100,838.06	\$93,689.86	\$98,378.59	\$100,838.06	\$110,472.52	\$116,280.04	\$123,205.66
West Hennepin	\$85,733.60	\$88,305.60	\$98,902.27	\$88,133.60	\$90,705.60	\$101,302.27	\$110,087.69	\$113,318.71	\$122,678.85
Average	\$93,545.50	\$96,865.67	\$100,476.86	\$96,422.83	\$100,006.49	\$103,682.75	\$113,212.08	\$120,834.84	\$123,213.43
Below Average	\$7,811.91	\$8,560.07	\$1,574.59	\$8,289.23	\$9,300.89	\$2,380.48	\$3,124.39	\$7,516.13	\$534.58
Below Average	9%	10%	2%	9%	10%	2%	3%	7%	0%

Proposal #2 2024 (comparable agencies 2023 number's)

Wages w/Longevity Scenario Comparison 10yr							2023		
	10yr Officer			10yr Investigator			w/Health Insurance		
	2021	2022	2023	2021	2022	2023	Single	Single+1	Family
Brooklyn Park	\$106,267.20	\$108,923.88	\$111,646.98	\$110,517.89	\$113,280.84	\$116,112.86	\$122,817.54	\$133,828.50	\$133,828.50
Eden Prarie	\$100,838.40	\$103,854.40	\$106,450.76	\$100,838.40	\$103,854.40	\$106,450.76	\$118,150.76	\$127,050.76	\$129,050.76
Brooklyn Center	\$0.00	\$99,991.08	\$102,981.44	\$0.00	\$104,490.68	\$107,615.60	\$121,077.44	\$121,077.44	\$123,791.84
Golden Valley	\$95,056.00	\$98,406.56	\$100,866.72	\$99,808.80	\$103,326.89	\$105,910.06	\$121,859.16	\$124,025.74	\$126,849.58
Maple Grove	\$93,346.82	\$105,654.02	\$108,822.31	\$97,080.70	\$109,880.18	\$113,175.21	\$121,902.19	\$129,902.19	\$131,902.19
Edina	\$96,247.27	\$99,134.69	\$105,390.91	\$96,247.27	\$99,134.69	\$105,390.91	\$117,570.91	\$129,570.91	\$129,570.91
Metro Transit	\$88,334.06	\$90,092.25	\$92,344.55	\$88,334.06	\$90,092.25	\$92,344.55	\$103,511.55	\$122,262.55	\$122,262.55
Minnetonka	\$87,494.78	\$100,542.62	\$102,553.47	\$92,294.78	\$105,342.62	\$107,353.47	\$114,373.47	\$115,933.47	\$118,039.47
New Hope	\$88,711.95	\$91,373.31	\$93,657.65	\$92,251.95	\$94,913.31	\$97,197.65	\$103,657.65	\$111,657.65	\$113,657.65
Plymouth	\$96,484.39	\$98,888.85	\$101,861.64	\$100,826.19	\$103,338.85	\$106,445.41	\$113,383.56	\$121,559.88	\$124,514.62
Robbinsdale	\$0.00	\$92,121.12	\$95,115.06	\$0.00	\$96,727.18	\$99,870.81	\$109,215.06	\$110,907.06	\$113,275.06
South Lake Mtk	\$87,038.02	\$89,649.08	\$104,142.48	\$91,238.02	\$93,849.08	\$108,342.48	\$117,728.48	\$127,195.48	\$130,385.80
St Anthony Village	\$0.00	\$90,609.25	\$93,327.57	\$0.00	\$93,327.52	\$96,127.40	\$105,307.57	\$116,117.57	\$120,713.57
St Louis Park	\$100,734.14	\$103,252.49	\$105,833.81	\$105,770.85	\$108,415.11	\$111,125.50	\$115,833.81	\$123,833.81	\$125,833.81
UofM	\$95,526.91	\$100,307.58	\$102,815.27	\$95,526.91	\$100,307.58	\$102,815.27	\$112,449.73	\$118,257.25	\$125,182.87
West Hennepin	\$87,398.33	\$90,020.27	\$100,822.70	\$89,798.33	\$92,420.27	\$103,222.70	\$112,008.12	\$115,239.14	\$124,599.28
Average	\$94,673.33	\$98,186.75	\$101,854.04	\$97,561.32	\$101,352.08	\$105,085.20	\$114,589.26	\$122,212.02	\$124,590.61
Below Average	\$7,275.00	\$8,166.48	\$1,031.34	\$7,762.99	\$8,931.81	\$1,862.49	\$2,581.14	\$6,972.88	+\$8.67
Below Average	8%	9%	1%	9%	10%	2%	2%	6%	0%

Proposal #2 2024 (comparable agencies 2023 number's)

Wages w/Longevity Scenario Comparison 15yr							2023		
	15yr Officer			15yr Investigator			w/Health Insurance		
	2021	2022	2023	2021	2022	2023	Single	Single+1	Family
Brooklyn Park	\$106,267.20	\$108,923.88	\$111,646.98	\$110,517.89	\$113,280.84	\$116,112.86	\$122,817.54	\$133,828.50	\$133,828.50
Eden Prarie	\$100,838.40	\$103,854.40	\$106,450.76	\$100,838.40	\$103,854.40	\$106,450.76	\$118,150.76	\$127,050.76	\$129,050.76
Brooklyn Center	\$0.00	\$101,895.67	\$104,942.99	\$0.00	\$106,480.98	\$109,665.42	\$123,038.99	\$123,038.99	\$125,753.39
Golden Valley	\$95,056.00	\$98,406.56	\$100,866.72	\$99,808.80	\$103,326.89	\$105,910.06	\$121,859.16	\$124,025.74	\$126,849.58
Maple Grove	\$95,988.71	\$108,644.22	\$111,902.19	\$99,828.26	\$112,989.99	\$116,378.28	\$124,982.07	\$132,982.07	\$134,982.07
Edina	\$98,076.20	\$101,018.49	\$107,393.59	\$98,076.20	\$101,018.49	\$107,393.59	\$119,573.59	\$131,573.59	\$131,573.59
Metro Transit	\$89,985.17	\$91,776.21	\$94,070.62	\$89,985.17	\$91,776.21	\$94,070.62	\$105,237.62	\$123,988.62	\$123,988.62
Minnetonka	\$89,210.37	\$102,514.05	\$104,564.32	\$94,010.37	\$107,314.05	\$109,364.32	\$116,384.32	\$117,944.32	\$120,050.32
New Hope	\$90,401.70	\$93,113.75	\$95,441.60	\$93,941.70	\$96,653.75	\$98,981.60	\$105,441.60	\$113,441.60	\$115,441.60
Plymouth	\$98,237.98	\$100,686.14	\$103,712.96	\$102,658.69	\$105,217.02	\$108,380.04	\$115,234.88	\$123,411.20	\$126,365.94
Robbinsdale	\$0.00	\$93,875.81	\$96,926.77	\$0.00	\$98,569.60	\$101,773.11	\$111,026.77	\$112,718.77	\$115,086.77
South Lake Mtk	\$88,711.82	\$91,373.10	\$106,145.22	\$92,911.82	\$95,573.10	\$110,345.22	\$119,731.22	\$129,198.22	\$132,388.54
St Anthony Village	\$0.00	\$92,335.14	\$95,105.24	\$0.00	\$95,105.19	\$97,958.40	\$107,085.24	\$117,895.24	\$122,491.24
St Louis Park	\$100,734.14	\$103,252.49	\$105,833.81	\$105,770.85	\$108,415.11	\$111,125.50	\$115,833.81	\$123,833.81	\$125,833.81
UofM	\$97,363.97	\$102,236.58	\$104,792.49	\$97,363.97	\$102,236.58	\$104,792.49	\$114,426.95	\$120,234.47	\$127,160.09
West Hennepin	\$89,063.06	\$91,734.94	\$102,743.13	\$91,463.06	\$94,134.94	\$105,143.13	\$113,928.55	\$117,159.57	\$126,519.71
Average	\$95,905.97	\$99,593.77	\$103,319.75	\$98,809.34	\$102,787.48	\$106,580.15	\$116,054.97	\$123,677.73	\$126,056.32
Below Average	\$6,842.92	\$7,858.82	\$576.62	\$7,346.29	\$8,652.54	\$1,437.02	\$2,126.41	\$6,518.15	+\$463.39
Below Average	8%	9%	1%	8%	9%	1%	2%	6%	0%

Proposal #2 2024 (comparable agencies 2023 number's)

Wages w/Longevity Scenario Comparison 20yr							2023		
	20yr Officer			20yr Investigator			w/Health Insurance		
	2021	2022	2023	2021	2022	2023	Single	Single+1	Family
Brooklyn Park	\$106,267.20	\$108,923.88	\$111,646.98	\$110,517.89	\$113,280.84	\$116,112.86	\$122,817.54	\$133,828.50	\$133,828.50
Eden Prarie	\$100,838.40	\$103,854.40	\$106,450.76	\$100,838.40	\$103,854.40	\$106,450.76	\$118,150.76	\$127,050.76	\$129,050.76
Brooklyn Center	\$0.00	\$103,800.26	\$106,904.54	\$0.00	\$108,471.28	\$111,715.24	\$125,000.54	\$125,000.54	\$127,714.94
Golden Valley	\$95,056.00	\$98,406.56	\$100,866.72	\$99,808.80	\$103,326.89	\$105,910.06	\$121,859.16	\$124,025.74	\$126,849.58
Maple Grove	\$95,988.71	\$108,644.22	\$111,902.19	\$99,828.26	\$112,989.99	\$116,378.28	\$124,982.07	\$132,982.07	\$134,982.07
Edina	\$100,133.74	\$103,137.75	\$109,646.60	\$100,133.74	\$103,137.75	\$109,646.60	\$121,826.60	\$133,826.60	\$133,826.60
Metro Transit	\$89,985.17	\$91,776.21	\$94,070.62	\$89,985.17	\$91,776.21	\$94,070.62	\$105,237.62	\$123,988.62	\$123,988.62
Minnetonka	\$85,779.20	\$98,571.20	\$100,542.62	\$90,579.20	\$103,371.20	\$105,342.62	\$112,362.62	\$113,922.62	\$116,028.62
New Hope	\$92,091.45	\$94,854.20	\$97,225.56	\$95,631.45	\$98,394.20	\$100,765.56	\$107,225.56	\$115,225.56	\$117,225.56
Plymouth	\$99,278.20	\$101,752.29	\$104,811.15	\$103,745.72	\$106,331.14	\$109,527.66	\$116,333.07	\$124,509.39	\$127,464.13
Robbinsdale	\$0.00	\$95,630.50	\$98,738.49	\$0.00	\$100,412.02	\$103,675.41	\$112,838.49	\$114,530.49	\$116,898.49
South Lake Mtk	\$90,385.63	\$93,097.12	\$108,147.96	\$94,585.63	\$97,297.12	\$112,347.96	\$121,733.96	\$131,200.96	\$134,391.28
St Anthony Village	\$0.00	\$94,061.03	\$96,882.91	\$0.00	\$96,882.86	\$99,789.39	\$108,862.91	\$119,672.91	\$124,268.91
St Louis Park	\$100,734.14	\$103,252.49	\$105,833.81	\$105,770.85	\$108,415.11	\$111,125.50	\$115,833.81	\$123,833.81	\$125,833.81
UofM	\$97,363.97	\$102,236.58	\$104,792.49	\$97,363.97	\$102,236.58	\$104,792.49	\$114,426.95	\$120,234.47	\$127,160.09
West Hennepin	\$90,727.79	\$93,449.61	\$104,663.57	\$93,127.79	\$95,849.61	\$107,063.57	\$115,848.99	\$119,080.01	\$128,440.15
Average	\$96,158.49	\$100,133.25	\$103,897.56	\$99,065.76	\$103,345.17	\$107,176.73	\$116,632.78	\$124,255.54	\$126,634.13
Below Average	\$5,430.70	\$6,683.63	-\$766.01	\$5,937.97	\$7,495.56	\$113.17	\$783.79	\$5,175.53	+\$1,806.02
Below Average	6%	7%	-1%	6%	8%	0%	1%	4%	-1%

Incentives not considered

WHPS officers perform and are tasked with all the listed assignments or a combination of assignments. WHPS does not provide incentives for any of the listed assignments.

Every surveyed agency includes varied incentives for the listed assignments.

- Shift Differential
- Education
- Firearms Instructor
- Defensive Tactics Instructor
- Officer –in-Charge
- Drug Task Force
- Fitness/Performance
- SWAT/MFF
- FTO, DRE, Crime Prevention



Thank you



WE VALUE THE SUPPORT BOTH
CITIES AND THEIR LEADERS
HAVE GIVEN OUR OFFICERS



WE ARE FORTUNATE AND
GRATEFUL FOR THE STRONG
SUPPORT OF THE COMMUNITY

Proposal #1 2023

- Increase base pay 10%
- Institute Longevity plan
 - 5yr-3%, 9yr-5%, 13yr-7%, 17yr-9%

Agency Info	Wages						
	Starting Salary			Top Patrol			
	2021	2022	2023	2021	2022	2023	
Agency	2021	2022	2023	2021	2022	2023	
Brooklyn Park	\$65,832.00	\$67,477.80	\$69,164.75	\$106,267.20	\$108,923.88	\$111,646.98	
Eden Prairie	\$65,956.80	\$67,932.80	\$69,631.12	\$100,838.40	\$103,854.40	\$106,450.76	
Brooklyn Center		\$64,750.25	\$66,692.74		\$95,229.60	\$98,077.56	
Golden Valley	\$71,344.00	\$74,457.44	\$76,318.88	\$95,056.00	\$98,406.56	\$100,866.72	
Maple Grove	\$62,048.48	\$72,750.08	\$74,932.00	\$88,063.04	\$99,673.60	\$102,662.56	
Edina				\$91,446.34	\$94,189.73	\$97,015.42	
Metro Transit	\$63,814.44	\$65,083.20	\$66,710.28	\$82,555.20	\$84,198.36	\$86,303.32	
Minnetonka	\$68,619.20	\$70,334.68	\$72,093.05	\$89,044.80	\$91,270.92	\$93,552.69	
New Hope	\$63,019.37	\$64,909.95	\$66,532.70	\$84,487.57	\$87,022.20	\$89,197.76	
Plymouth	\$64,500.80	\$67,766.40	\$69,804.80	\$91,811.20	\$94,099.20	\$96,928.00	
Robbinsdale		\$67,038.40	\$69,217.15		\$87,734.40	\$90,585.77	
South Lake Mtk	\$62,622.24	\$64,500.72	\$66,435.72	\$83,690.40	\$86,201.04	\$100,137.00	
St Anthony Village		\$64,720.89	\$66,662.55		\$86,294.52	\$88,883.40	
St Louis Park	\$66,745.64	\$68,414.28	\$70,124.64	\$100,734.14	\$103,252.49	\$105,833.81	
UofM	\$64,230.40	\$67,433.60	\$69,119.44	\$91,852.80	\$96,449.60	\$98,860.84	
West Hennepin	\$54,815.79	\$56,460.27	\$ 62,106.30	\$83,236.50	\$85,733.59	\$ 94,306.95	
Average	\$65,339.40	\$67,683.61	\$69,531.42	\$92,153.92	\$94,453.37	\$97,800.17	
Below Average	\$10,523.61	\$11,223.34	\$7,425.12	\$8,917.42	\$8,719.78	\$3,493.22	
Below Average		19%	20%	12%	11%	10%	4%

Wages w/Longevity Scenario Comparison 5yr							2023		
	5yr Officer			5yr Investigator			Officer w/Health Insurance		
	2021	2022	2023	2021	2022	2023	Single	Single+1	Family
Brooklyn Park	\$106,267.20	\$108,923.88	\$111,646.98	\$110,517.89	\$113,280.84	\$116,112.86	\$122,817.54	\$133,828.50	\$133,828.50
Eden Prarie	\$100,838.40	\$103,854.40	\$106,450.76	\$100,838.40	\$103,854.40	\$106,450.76	\$118,150.76	\$127,050.76	\$129,050.76
Brooklyn Center	\$0.00	\$98,086.49	\$101,019.89	\$0.00	\$102,500.38	\$105,565.78	\$119,115.89	\$119,115.89	\$121,830.29
Golden Valley	\$95,056.00	\$98,406.56	\$100,866.72	\$99,808.80	\$103,326.89	\$105,910.06	\$121,859.16	\$124,025.74	\$126,849.58
Maple Grove	\$90,704.93	\$102,663.81	\$105,742.44	\$94,333.13	\$106,770.36	\$109,972.13	\$118,822.31	\$126,822.32	\$128,822.32
Edina	\$94,418.35	\$97,250.90	\$100,168.42	\$94,418.35	\$97,250.90	\$100,168.42	\$112,348.42	\$124,348.42	\$124,348.42
Metro Transit	\$86,682.96	\$88,408.28	\$90,618.49	\$86,682.96	\$88,408.28	\$90,618.49	\$101,785.49	\$120,536.49	\$120,536.49
Minnetonka	\$89,044.80	\$91,270.92	\$93,552.69	\$93,844.80	\$96,070.92	\$98,352.69	\$105,372.69	\$106,932.69	\$109,038.69
New Hope	\$87,022.20	\$89,632.87	\$91,873.69	\$90,562.20	\$93,172.87	\$95,413.69	\$101,873.69	\$109,873.69	\$111,873.69
Plymouth	\$95,988.61	\$98,380.71	\$101,338.22	\$100,308.10	\$102,807.85	\$105,898.44	\$112,860.14	\$121,036.46	\$123,991.20
Robbinsdale	\$0.00	\$90,366.43	\$93,303.34	\$0.00	\$94,884.75	\$97,968.51	\$107,403.34	\$109,095.34	\$111,463.34
South Lake Mtk	\$85,364.21	\$87,925.06	\$102,139.74	\$89,564.21	\$92,125.06	\$106,339.74	\$115,725.74	\$125,192.74	\$128,383.06
St Anthony Village	\$0.00	\$88,883.36	\$91,549.90	\$0.00	\$91,549.86	\$94,296.40	\$103,529.90	\$114,339.90	\$118,935.90
St Louis Park	\$100,734.14	\$103,252.49	\$105,833.81	\$105,770.85	\$108,415.11	\$111,125.50	\$115,833.81	\$123,833.81	\$125,833.81
UofM	\$93,689.86	\$98,378.59	\$100,838.06	\$93,689.86	\$98,378.59	\$100,838.06	\$110,472.52	\$116,280.04	\$123,205.66
West Hennepin	\$85,733.60	\$88,305.60	\$97,136.16	\$88,133.60	\$90,705.60	\$99,536.16	\$108,321.58	\$111,552.60	\$120,912.74
Average	\$93,817.64	\$96,378.98	\$99,796.21	\$96,694.96	\$99,519.80	\$103,002.10	\$112,531.43	\$120,154.19	\$122,532.78
Below Average	\$8,084.04	\$8,073.38	\$2,660.05	\$8,561.37	\$8,814.21	\$3,465.94	\$4,209.85	\$8,601.59	\$1,620.04
Below Average	9%	9%	3%	10%	10%	3%	4%	8%	1%

Wages w/Longevity Scenario Comparison 10yr							2023		
	10yr Officer			10yr Investigator			w/Health Insurance		
	2021	2022	2023	2021	2022	2023	Single	Single+1	Family
Brooklyn Park	\$106,267.20	\$108,923.88	\$111,646.98	\$110,517.89	\$113,280.84	\$116,112.86	\$122,817.54	\$133,828.50	\$133,828.50
Eden Prarie	\$100,838.40	\$103,854.40	\$106,450.76	\$100,838.40	\$103,854.40	\$106,450.76	\$118,150.76	\$127,050.76	\$129,050.76
Brooklyn Center	\$0.00	\$99,991.08	\$102,981.44	\$0.00	\$104,490.68	\$107,615.60	\$121,077.44	\$121,077.44	\$123,791.84
Golden Valley	\$95,056.00	\$98,406.56	\$100,866.72	\$99,808.80	\$103,326.89	\$105,910.06	\$121,859.16	\$124,025.74	\$126,849.58
Maple Grove	\$93,346.82	\$105,654.02	\$108,822.31	\$97,080.70	\$109,880.18	\$113,175.21	\$121,902.19	\$129,902.19	\$131,902.19
Edina	\$96,247.27	\$99,134.69	\$102,108.73	\$96,247.27	\$99,134.69	\$102,108.73	\$114,288.73	\$126,288.73	\$126,288.73
Metro Transit	\$88,334.06	\$90,092.25	\$92,344.55	\$88,334.06	\$90,092.25	\$92,344.55	\$103,511.55	\$122,262.55	\$122,262.55
Minnetonka	\$90,825.70	\$93,096.34	\$95,423.74	\$95,625.70	\$97,896.34	\$100,223.74	\$107,243.74	\$108,803.74	\$110,909.74
New Hope	\$88,711.95	\$91,373.31	\$93,657.65	\$92,251.95	\$94,913.31	\$97,197.65	\$103,657.65	\$111,657.65	\$113,657.65
Plymouth	\$96,484.39	\$98,888.85	\$101,861.64	\$100,826.19	\$103,338.85	\$106,445.41	\$113,383.56	\$121,559.88	\$124,514.62
Robbinsdale	\$0.00	\$92,121.12	\$95,115.06	\$0.00	\$96,727.18	\$99,870.81	\$109,215.06	\$110,907.06	\$113,275.06
South Lake Mtk	\$87,038.02	\$89,649.08	\$104,142.48	\$91,238.02	\$93,849.08	\$108,342.48	\$117,728.48	\$127,195.48	\$130,385.80
St Anthony Village	\$0.00	\$90,609.25	\$93,327.57	\$0.00	\$93,327.52	\$96,127.40	\$105,307.57	\$116,117.57	\$120,713.57
St Louis Park	\$100,734.14	\$103,252.49	\$105,833.81	\$105,770.85	\$108,415.11	\$111,125.50	\$115,833.81	\$123,833.81	\$125,833.81
UofM	\$95,526.91	\$100,307.58	\$102,815.27	\$95,526.91	\$100,307.58	\$102,815.27	\$112,449.73	\$118,257.25	\$125,182.87
West Hennepin	\$87,398.33	\$90,020.27	\$99,022.30	\$89,798.33	\$92,420.27	\$101,422.30	\$110,207.72	\$113,438.74	\$122,798.88
Average	\$94,950.91	\$97,690.33	\$101,159.91	\$97,838.89	\$100,855.66	\$104,391.07	\$113,895.13	\$121,517.89	\$123,896.48
Below Average	\$7,552.58	\$7,670.06	\$2,137.62	\$8,040.57	\$8,435.39	\$2,968.77	\$3,687.41	\$8,079.15	\$1,097.61
Below Average	9%	9%	2%	9%	9%	3%	3%	7%	1%

Wages w/Longevity Scenario Comparison 15yr							2023		
	15yr Officer			15yr Investigator			w/Health Insurance		
	2021	2022	2023	2021	2022	2023	Single	Single+1	Family
Brooklyn Park	\$106,267.20	\$108,923.88	\$111,646.98	\$110,517.89	\$113,280.84	\$116,112.86	\$122,817.54	\$133,828.50	\$133,828.50
Eden Prarie	\$100,838.40	\$103,854.40	\$106,450.76	\$100,838.40	\$103,854.40	\$106,450.76	\$118,150.76	\$127,050.76	\$129,050.76
Brooklyn Center	\$0.00	\$101,895.67	\$104,942.99	\$0.00	\$106,480.98	\$109,665.42	\$123,038.99	\$123,038.99	\$125,753.39
Golden Valley	\$95,056.00	\$98,406.56	\$100,866.72	\$99,808.80	\$103,326.89	\$105,910.06	\$121,859.16	\$124,025.74	\$126,849.58
Maple Grove	\$95,988.71	\$108,644.22	\$111,902.19	\$99,828.26	\$112,989.99	\$116,378.28	\$124,982.07	\$132,982.07	\$134,982.07
Edina	\$98,076.20	\$101,018.49	\$104,049.04	\$98,076.20	\$101,018.49	\$104,049.04	\$116,229.04	\$128,229.04	\$128,229.04
Metro Transit	\$89,985.17	\$91,776.21	\$94,070.62	\$89,985.17	\$91,776.21	\$94,070.62	\$105,237.62	\$123,988.62	\$123,988.62
Minnetonka	\$92,606.59	\$94,921.76	\$97,294.80	\$97,406.59	\$99,721.76	\$102,094.80	\$109,114.80	\$110,674.80	\$112,780.80
New Hope	\$90,401.70	\$93,113.75	\$95,441.60	\$93,941.70	\$96,653.75	\$98,981.60	\$105,441.60	\$113,441.60	\$115,441.60
Plymouth	\$98,237.98	\$100,686.14	\$103,712.96	\$102,658.69	\$105,217.02	\$108,380.04	\$115,234.88	\$123,411.20	\$126,365.94
Robbinsdale	\$0.00	\$93,875.81	\$96,926.77	\$0.00	\$98,569.60	\$101,773.11	\$111,026.77	\$112,718.77	\$115,086.77
South Lake Mtk	\$88,711.82	\$91,373.10	\$106,145.22	\$92,911.82	\$95,573.10	\$110,345.22	\$119,731.22	\$129,198.22	\$132,388.54
St Anthony Village	\$0.00	\$92,335.14	\$95,105.24	\$0.00	\$95,105.19	\$97,958.40	\$107,085.24	\$117,895.24	\$122,491.24
St Louis Park	\$100,734.14	\$103,252.49	\$105,833.81	\$105,770.85	\$108,415.11	\$111,125.50	\$115,833.81	\$123,833.81	\$125,833.81
UofM	\$97,363.97	\$102,236.58	\$104,792.49	\$97,363.97	\$102,236.58	\$104,792.49	\$114,426.95	\$120,234.47	\$127,160.09
West Hennepin	\$89,063.06	\$91,734.94	\$100,908.44	\$91,463.06	\$94,134.94	\$103,308.44	\$112,093.86	\$115,324.88	\$124,685.02
Average	\$96,188.99	\$99,087.61	\$102,612.15	\$99,092.36	\$102,281.33	\$105,872.55	\$115,347.36	\$122,970.12	\$125,348.72
Below Average	\$7,125.94	\$7,352.67	\$1,703.71	\$7,629.31	\$8,146.39	\$2,564.11	\$3,253.51	\$7,645.25	\$663.70
Below Average	8%	8%	2%	8%	9%	2%	3%	7%	1%

Wages w/Longevity Scenario Comparison 20yr							2023		
	20yr Officer			20yr Investigator			w/Health Insurance		
	2021	2022	2023	2021	2022	2023	Single	Single+1	Family
Brooklyn Park	\$106,267.20	\$108,923.88	\$111,646.98	\$110,517.89	\$113,280.84	\$116,112.86	\$122,817.54	\$133,828.50	\$133,828.50
Eden Prarie	\$100,838.40	\$103,854.40	\$106,450.76	\$100,838.40	\$103,854.40	\$106,450.76	\$118,150.76	\$127,050.76	\$129,050.76
Brooklyn Center	\$0.00	\$103,800.26	\$106,904.54	\$0.00	\$108,471.28	\$111,715.24	\$125,000.54	\$125,000.54	\$127,714.94
Golden Valley	\$95,056.00	\$98,406.56	\$100,866.72	\$99,808.80	\$103,326.89	\$105,910.06	\$121,859.16	\$124,025.74	\$126,849.58
Maple Grove	\$95,988.71	\$108,644.22	\$111,902.19	\$99,828.26	\$112,989.99	\$116,378.28	\$124,982.07	\$132,982.07	\$134,982.07
Edina	\$100,133.74	\$103,137.75	\$106,231.88	\$100,133.74	\$103,137.75	\$106,231.88	\$118,411.88	\$130,411.88	\$130,411.88
Metro Transit	\$89,985.17	\$91,776.21	\$94,070.62	\$89,985.17	\$91,776.21	\$94,070.62	\$105,237.62	\$123,988.62	\$123,988.62
Minnetonka	\$89,044.80	\$91,270.92	\$93,552.69	\$93,844.80	\$96,070.92	\$98,352.69	\$105,372.69	\$106,932.69	\$109,038.69
New Hope	\$92,091.45	\$94,854.20	\$97,225.56	\$95,631.45	\$98,394.20	\$100,765.56	\$107,225.56	\$115,225.56	\$117,225.56
Plymouth	\$99,278.20	\$101,752.29	\$104,811.15	\$103,745.72	\$106,331.14	\$109,527.66	\$116,333.07	\$124,509.39	\$127,464.13
Robbinsdale	\$0.00	\$95,630.50	\$98,738.49	\$0.00	\$100,412.02	\$103,675.41	\$112,838.49	\$114,530.49	\$116,898.49
South Lake Mtk	\$90,385.63	\$93,097.12	\$108,147.96	\$94,585.63	\$97,297.12	\$112,347.96	\$121,733.96	\$131,200.96	\$134,391.28
St Anthony Village	\$0.00	\$94,061.03	\$96,882.91	\$0.00	\$96,882.86	\$99,789.39	\$108,862.91	\$119,672.91	\$124,268.91
St Louis Park	\$100,734.14	\$103,252.49	\$105,833.81	\$105,770.85	\$108,415.11	\$111,125.50	\$115,833.81	\$123,833.81	\$125,833.81
UofM	\$97,363.97	\$102,236.58	\$104,792.49	\$97,363.97	\$102,236.58	\$104,792.49	\$114,426.95	\$120,234.47	\$127,160.09
West Hennepin	\$90,727.79	\$93,449.61	\$102,794.58	\$93,127.79	\$95,849.61	\$105,194.58	\$113,980.00	\$117,211.02	\$126,571.16
Average	\$96,430.62	\$99,646.56	\$103,203.92	\$99,337.89	\$102,858.49	\$106,483.09	\$115,939.13	\$123,561.89	\$125,940.49
Below Average	\$5,702.83	\$6,196.95	\$409.34	\$6,210.11	\$7,008.87	\$1,288.52	\$1,959.14	\$6,350.88	-\$630.67
Below Average	6%	7%	0%	7%	7%	1%	2%	5%	0%

2022 PAY GRADES

POSITION	PAY GRADE	2020 Annual	2021 Annual	2022 Annual	Monthly	Bi-Monthly	Hourly	OT Rate	
CSO	START	30,956.86	31,885.57	32,842.13	\$2,736.84	\$1,368.42	\$15.79	\$23.68	
	STEP-1	31,507.67	32,452.90	33,426.49	\$2,785.54	\$1,392.77	\$16.07	\$24.11	
	STEP-2	34,091.52	35,114.27	36,167.69	\$3,013.97	\$1,506.99	\$17.39	\$26.08	
	STEP-3	36,852.04	37,957.60	39,096.33	\$3,258.03	\$1,629.01	\$18.80	\$28.19	
	STEP-4	39,897.07	41,093.98	42,326.80	\$3,527.23	\$1,763.62	\$20.35	\$30.52	
AA/PT	START	42,306.84	43,576.05	44,883.33	\$3,740.28	\$1,870.14	\$21.58	\$32.37	
	STEP-1	45,958.53	47,337.29	48,757.40	\$4,063.12	\$2,031.56	\$23.44	\$35.16	
	STEP-2	46,583.38	47,980.88	49,420.31	\$4,118.36	\$2,059.18	\$23.76	\$35.64	
	STEP-3	49,246.48	50,723.87	52,245.59	\$4,353.80	\$2,176.90	\$25.12	\$37.68	
	STEP-4	51,793.96	53,347.78	54,948.21	\$4,579.02	\$2,289.51	\$26.42	\$39.63	
AA/FT	START	49,240.73	50,717.95	52,239.49	\$4,353.29	\$2,176.65	\$25.12	\$37.67	
	STEP-1	51,765.90	53,318.88	54,918.44	\$4,576.54	\$2,288.27	\$26.40	\$39.60	
	STEP-2	54,359.93	55,990.73	57,670.45	\$4,805.87	\$2,402.94	\$27.73	\$41.59	
	STEP-3	58,170.63	59,915.75	61,713.22	\$5,142.77	\$2,571.38	\$29.67	\$44.50	
	STEP-4	62,233.86	64,100.88	66,023.90	\$5,501.99	\$2,751.00	\$31.74	\$47.61	
	STEP-5	66,620.25	68,618.86	70,677.42	\$5,889.79	\$2,944.89	\$33.98	\$50.97	
PATROL/PT	START	42,387.38	43,659.00	44,968.77	\$3,747.40	\$1,873.70	\$21.62	\$32.43	
	STEP-1	44,753.06	46,095.65	47,478.52	\$3,956.54	\$1,978.27	\$22.83	\$34.24	
	STEP-2	47,029.74	48,440.63	49,893.85	\$4,157.82	\$2,078.91	\$23.99	\$35.98	
	STEP-3	49,486.58	50,971.18	52,500.31	\$4,375.03	\$2,187.51	\$25.24	\$37.86	
	STEP-4	52,047.85	53,609.29	55,217.56	\$4,601.46	\$2,300.73	\$26.55	\$39.82	
PATROL/FT	0 - 6 mo	START	53,219.22	54,815.80	56,460.27	\$4,705.02	\$2,352.51	\$27.14	\$40.72
	6 mo - 1 yr	STEP-1	59,124.77	60,898.51	62,725.47	\$5,227.12	\$2,613.56	\$30.16	\$45.23
	1 yr - 2 yr	STEP-2	65,630.11	67,599.01	69,626.98	\$5,802.25	\$2,901.12	\$33.47	\$50.21
	2 yr - 3 yr	STEP-3	72,135.45	74,299.51	76,528.50	\$6,377.37	\$3,188.69	\$36.79	\$55.19
	3 yr - 4 yr	STEP-4	79,840.36	82,235.57	84,702.64	\$7,058.55	\$3,529.28	\$40.72	\$61.08
	4 yr - 5 yr	STEP-5	80,812.13	83,236.49	85,733.59	\$7,144.47	\$3,572.23	\$41.22	\$61.83
SGT.	START	86,190.30	88,776.01	91,439.29	\$7,619.94	\$3,809.97	\$43.96	\$65.94	
	STEP-1	88,171.95	90,817.11	93,541.62	\$7,795.14	\$3,897.57	\$44.97	\$67.46	
	STEP-2	90,664.04	93,383.96	96,185.48	\$8,015.46	\$4,007.73	\$46.24	\$69.36	
	STEP-3	95,361.01	98,221.84	101,168.50	\$8,430.71	\$4,215.35	\$48.64	\$72.96	
	STEP-4	97,208.20	100,124.45	103,128.18	\$8,594.01	\$4,297.01	\$49.58	\$74.37	
CHIEF	START	108,279.41	111,527.79	114,873.63	\$9,572.80	\$4,786.40	\$55.23	\$82.84	
	STEP-1	111,810.26	115,164.57	118,619.50	\$9,884.96	\$4,942.48	\$57.03	\$85.54	
	STEP-2	114,752.64	118,195.22	121,741.08	\$10,145.09	\$5,072.54	\$58.53	\$87.79	
	STEP-3	117,106.54	120,619.74	124,238.33	\$10,353.19	\$5,176.60	\$59.73	\$89.59	
	STEP-4	119,564.97	123,151.92	126,846.48	\$10,570.54	\$5,285.27	\$60.98	\$91.48	



Minnesota Board of Peace Officer Standards and Training

1600 University Avenue, Suite 200
St. Paul, MN 55104-3825
(651) 643-3060 • Fax (651) 643-3072
www.post.state.mn.us

April 27, 2022

Gary Kroells, CLEO
West Hennepin Public Safety
1918 Co Road 90
Independence, MN 55359

Dear Chief Kroells,

Congratulations, your agency has successfully passed the compliance review conducted on April 18, 2022.

As you are aware, there are three main areas of importance in the compliance review:

1. To review POST mandated policies and ensure they include the appropriate content.
2. To determine that all licensed peace officers have received the mandatory training as required by Minn. § 626.8452, Subd. 2 and 3.
3. To verify that all peace officers who are not exempt, have or will receive training in Emergency Vehicle Operation/Pursuit Driving as mandated by Minn. § 626.8458, Subd. 5.

I want to thank you for your time and the professional courtesy shown during our visit. It's my hope this was a positive experience and that your agency has benefited as a result of our review.

If you have any questions, please feel free to give me a call.

Sincerely,

A handwritten signature in black ink, appearing to read "Erik Misselt".

Erik Misselt
Executive Director


State of Minnesota

Board of Peace Officer Standards & Training

*The Minnesota Board of Peace Officer Standards and Training
presents this certificate to*

West Hennepin Public Safety

*In recognition of compliance with
legislative mandates and POST Board rules*


Erik Misselt
Executive Director

April 27, 2022
Date of Issue
Bob Barli
Standards Coordinator

July 7, 2022



West Hennepin Police Commissioners,

I'm pleased to inform you that I will be recommending Officer Jon Howes to the position of Sergeant at the West Hennepin Public Safety Police Commission meeting on Tuesday July 12, 2022.

As you are aware each officer at West Hennepin Public Safety Department is fully qualified to serve in the position of Sergeant for our agency. As the promotional process developed, I had two highly trained and skilled officers apply for the position which made the decision very difficult. I have the utmost confidence that Officer Jon Howes is the correct person for the job and will be an excellent Sergeant.

Upon the approval of the police commission, Officer Howe's appointment as Sergeant will take effective August 1, 2022. His pay rate will follow the pay schedule as listed in our payroll documents for the position of Sergeant. Officer Howe's medical and dental benefits will follow the same benefits as given to all full-time police officers working at West Hennepin PSD.

I look forward to working with Officer Howes and his excellent leadership is invaluable for our department.

Sincerely,

WEST HENNEPIN PUBLIC SAFETY

A handwritten signature in black ink that reads "Gary S. Kroells". The signature is fluid and cursive.

Gary Kroells
Director of Public Safety

*West Hennepin Public Safety Department
1918 County Road 90 / Maple Plain, Minnesota 55359*

R:\Hiring\2022 Sgt. Promotion\Job Offer, PC Sgt. recommendation letter.doc (763) 479-0504

Web Address: <http://www.westhennepin.com> E-mail: westhennepin@westhennepin.com

Automated License Plate Readers (ALPR)

425.1 PURPOSE AND SCOPE

The purpose of this policy is to provide guidance for the capture, storage and use of digital data obtained through the use of Automated License Plate Reader (ALPR) technology (Minn. Stat. § 626.8472).

425.2 ADMINISTRATION

The ALPR technology, also known as License Plate Recognition (LPR), allows for the automated detection of license plates. It is used by the West Hennepin Public Safety to convert data associated with vehicle license plates for official law enforcement purposes, including identifying stolen or wanted vehicles, stolen license plates and missing persons. It may also be used to gather information related to active warrants, homeland security, electronic surveillance, suspect interdiction and stolen property recovery.

All installation and maintenance of ALPR equipment, as well as ALPR data retention and access, shall be managed by the Administration Sergeant. The Administration Sergeant will assign members under his/her command to administer the day-to-day operation of the ALPR equipment and data.

425.3 OPERATIONS

Use of an ALPR is restricted to the purposes outlined below. Department members shall not use, or allow others to use, the equipment or database records for any unauthorized purpose.

- (a) An ALPR shall only be used for official law enforcement business.
- (b) An ALPR may be used in conjunction with any routine patrol operation or criminal investigation. Reasonable suspicion or probable cause is not necessary before using an ALPR.
- (c) While an ALPR may be used to canvass license plates around any crime scene, particular consideration should be given to using ALPR-equipped cars to canvass areas around homicides, shootings and other major incidents.
- (d) No member of this department shall operate ALPR equipment or access ALPR data without first completing department-approved training.
- (e) No ALPR operator may access confidential department, state or federal data unless authorized to do so.
- (f) If practicable, the officer should verify an ALPR response through the Minnesota Justice Information Services (MNJIS) and National Law Enforcement Telecommunications System (NLETS) databases before taking enforcement action that is based solely upon an ALPR alert.

West Hennepin Public Safety

West Hennepin PSD Policy Manual

Automated License Plate Readers (ALPR)

425.3.1 RESTRICTIONS, NOTIFICATIONS AND AUDITS

The West Hennepin Public Safety will observe the following guidelines regarding ALPR use (Minn. Stat. § 13.824):

- (a) Data collected by an ALPR will be limited to:
 - 1. License plate numbers.
 - 2. Date, time and location of data captured.
 - 3. Pictures of license plates, vehicles and areas surrounding the vehicle captured.
- (b) ALPR data may only be matched with the Minnesota license plate data file, unless additional sources are needed for an active criminal investigation.
- (c) ALPRs shall not be used to monitor or track an individual unless done so under a search warrant or because of exigent circumstances.
- (d) The Bureau of Criminal Apprehension shall be notified within 10 days of any installation or use and of any fixed location of an ALPR.

425.4 DATA COLLECTION AND RETENTION

The Administration Sergeant is responsible for ensuring systems and processes are in place for the proper collection and retention of ALPR data. Data will be transferred from vehicles to the designated storage in accordance with department procedures.

ALPR data received from another agency shall be maintained securely and released in the same manner as ALPR data collected by this department (Minn. Stat. § 13.824).

ALPR data not related to an active criminal investigation must be destroyed no later than 60 days from the date of collection with the following exceptions (Minn. Stat. § 13.824):

- (a) Exculpatory evidence - Data must be retained until a criminal matter is resolved if a written request is made from a person who is the subject of a criminal investigation asserting that ALPR data may be used as exculpatory evidence.
- (b) Address Confidentiality Program - Data related to a participant of the Address Confidentiality Program must be destroyed upon the written request of the participant. ALPR data already collected at the time of the request shall be destroyed and future related ALPR data must be destroyed at the time of collection. Destruction can be deferred if it relates to an active criminal investigation.

All other ALPR data should be retained in accordance with the established records retention schedule.

425.4.1 LOG OF USE

A public log of ALPR use will be maintained that includes (Minn. Stat. § 13.824):

- (a) Specific times of day that the ALPR collected data.
- (b) The aggregate number of vehicles or license plates on which data are collected for each period of active use and a list of all state and federal public databases with which the data were compared.

West Hennepin Public Safety

West Hennepin PSD Policy Manual

Automated License Plate Readers (ALPR)

- (c) For each period of active use, the number of vehicles or license plates related to:
 - 1. A vehicle or license plate that has been stolen.
 - 2. A warrant for the arrest of the owner of the vehicle.
 - 3. An owner with a suspended or revoked driver's license or similar category.
 - 4. Active investigative data.
- (d) For an ALPR at a stationary or fixed location, the location at which the ALPR actively collected data and is installed and used.

A publicly accessible list of the current and previous locations, including dates at those locations, of any fixed ALPR or other surveillance devices with ALPR capability shall be maintained. The list may be kept from the public if the data is security information as provided in Minn. Stat. § 13.37, Subd. 2.

425.5 ACCOUNTABILITY

All saved data will be closely safeguarded and protected by both procedural and technological means. The West Hennepin Public Safety will observe the following safeguards regarding access to and use of stored data (Minn. Stat. § 13.824; Minn. Stat. § 13.05):

- (a) All ALPR data downloaded to the mobile workstation and in storage shall be accessible only through a login/password-protected system capable of documenting all access of information by name, date and time.
- (b) Members approved to access ALPR data under these guidelines are permitted to access the data for legitimate law enforcement purposes only, such as when the data relate to a specific criminal investigation or department-related civil or administrative action.
- (c) Biennial audits and reports shall be completed pursuant to Minn. Stat. § 13.824, Subd. 6.
- (d) Breaches of personal data are addressed as set forth in the Protected Information Policy (Minn. Stat. § 13.055).
- (e) All queries and responses, and all actions, in which data are entered, updated, accessed, shared or disseminated, must be recorded in a data audit trail.
- (f) Any member who violates Minn. Stat. § 13.09 through the unauthorized acquisition or use of ALPR data will face discipline and possible criminal prosecution (Minn. Stat. § 626.8472).

425.6 POLICY

The policy of the West Hennepin Public Safety is to utilize ALPR technology to capture and store digital license plate data and images while recognizing the established privacy rights of the public.

West Hennepin Public Safety

West Hennepin PSD Policy Manual

Automated License Plate Readers (ALPR)

All data and images gathered by the ALPR are for the official use of this department. Because such data may contain confidential information, it is not open to public review.

425.7 RELEASING ALPR DATA

The ALPR data may be shared only with other law enforcement or prosecutorial agencies for official law enforcement purposes or as otherwise permitted by law, using the following procedures (Minn. Stat. § 13.824):

- (a) The agency makes a written request for the ALPR data that includes:
 - 1. The name of the agency.
 - 2. The name of the person requesting.
 - 3. The intended purpose of obtaining the information.
 - 4. A record of the factual basis for the access and any associated case number, complaint or incident that is the basis for the access.
 - 5. A statement that the request is authorized by the head of the requesting law enforcement agency or his/her designee.
- (b) The request is reviewed by the Administration Sergeant or the authorized designee and approved before the request is fulfilled.
 - 1. A release must be based on a reasonable suspicion that the data is pertinent to an active criminal investigation.
- (c) The approved request is retained on file.

Requests for ALPR data by non-law enforcement or non-prosecutorial agencies will be processed as provided in the Records Maintenance and Release Policy.

Fencing Consortium JPA

1

How it started

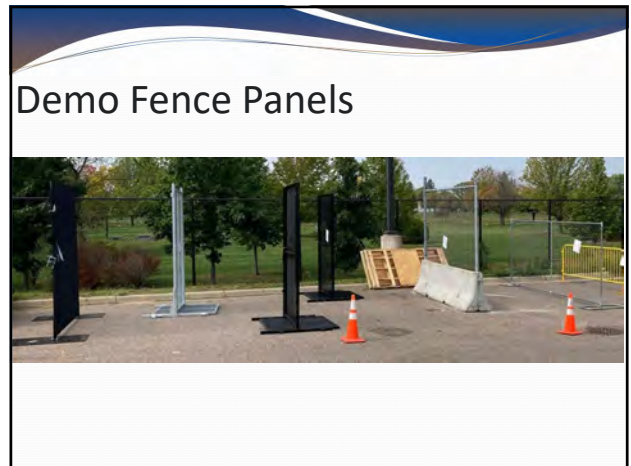
- Spring 2021 with Hennepin Chiefs of Police
 - Quickly grew beyond just Hennepin
 - Now is a Metro Region-wide initiative
- As quickly as possible (hours, not days) get anti-scale fencing up around the police department after a no-notice, critical incident
- Current constraining factors
 - Fencing product availability
 - Timely response capability
 - Transportation of fencing to site
 - Staffing/equipment for setup

2

Fence Working Group Timeline

- 2021 June/July – Fencing experts
 - Metropolitan Airports Commission
 - US Secret Service
- 2021 August/September – Met with vendors
 - ARX Perimeters (ARX), Premiere Global Productions (PGP), Long Fence, Hercules
- 2021 October
 - Decision on vendors, preparation work to get cost info
 - Start logistics conversations
- 2021 November/December
 - Start legal consortium (JPA) framework
 - Continued logistics/cost info work
- 2021 January/February
 - Continued JPA development
 - Continued logistics/map development
- 2021 March/April
 - JPA finalized
 - Pursued State funding
- 2022 September – Consortium formally starts

3



4

Anti-scale fence basics

8' tall, 4' wide panels that are locked together

Gaps between fence sheet metal too small for fingers to get through (hence harder to climb)

Metal frame on all sides of fence sheet, providing uniform mesh strength (fence is basically a see-through wall)


No bolts or other exposed hardware

Base that extends on both sides of the fence to provide stability. If people are standing on the platform, their weight helps hold the fence in place

Concrete barriers not essential for setup (thus quicker and more flexible over different surfaces)

Heavy equipment only needed for loading/unloading from semi. Setup is all manual labor

5



6

Why anti-scale fencing?

- Provide physical separation between law enforcement and protestors
 - Promotes improved mental health environment for all (reduce PTSD)
 - Pre-plan and standardize perimeter layout

7

Why anti-scale fencing?

- Reduce the need for crowd control measures to be used for violent or destructive actors
 - Improved safety for all
 - Minimize potential impact on adjacent properties
 - Crowd control measures are seen as escalating
 - Another tool for facilitating peaceful protests

8

Why anti-scale fencing?

- Create a space for protesting
 - Not seen as officers vs. protestors, but protestors just protesting (including optics)
 - Supports efforts to coordinate/communicate with specific protest groups and organizers ahead of time
 - Improved distinction between legal protestors and violent or destructive actors
 - Officers in riot gear are more likely to be able to remain out of sight of legal protestors

9

Why anti-scale fencing?

- Reduce resource demands committed to one location
 - Local law enforcement agencies are too small to handle large-scale civil disturbance
 - Potentially need fewer officers for security at the site
 - Free up more resources to continue to respond to calls for service in impacted community
 - Takes into consideration that protests may be a protracted event

10

Why a Consortium?

- Cost
- Staffing resources through mutual aid
- Provide experienced leadership for fence deployment operations
 - Unified command structure across professions and agencies

11

Consortium fencing package

- Only ARX and PGP considered moving forward
- Consortium only providing outer layer of fencing
- 8' tall, 4' wide anti-scale fence
- 16' vehicle gates (two 8' wide panels with casters in middle)
 - Each member would be allotted up to 4 vehicle gates as part of the standard package
- 4' pedestrian doors (built into fence)
 - Each member would be allotted up to 5 doors as part of the standard package

12

Logistics

- Vendor
 - Would own and store enough fencing in 7 County metro area to cover largest consortium PD
 - Would be responsible for transporting the fence from the storage area to the site (and back)
- Consortium
 - PW staffing for unloading and setting up fence
 - PD mutual aid/field force could be used to secure area during setup
 - The Fence Deployment team would train 3 times a year (1 day each) so they are experienced at setup

13

Staffing

- Each member city would have some of their PW staff assigned to the fence deployment team (1-3 people)
 - Statewide PW Mutual Aid Pact
 - Team total strength around 90 people
 - Each member city would cover their own PW staff time
 - For training (3 days per year)
 - For deployments (would likely be OT)
 - Just like PD or FD mutual aid
- PD and FD staffing would be based on need and conditions using existing agreements

14

Cost development

- All these factors impact cost
 - Fencing storage location(s)
 - Fencing transportation
 - Fence response time
 - Amount of fencing, gates, and doors
- Working group prioritized these factors
 - Balance needs with associated costs
- As the Consortium grows, the opportunity is there to increase the fence amount, speed up the response time, or other facts with impact of the associated cost being spread out more among more agencies.

15

Cost splitting

- Each consortium member provides a map with their needs
 - 8' high fence length
 - Location of vehicle gates
 - Location of pedestrian doors
- The length to cover largest PD is determined
- Each City pays their percentage of the actual cost based on their percentage of the total fence length

16

Numbers (as of 5/14/22)

- 53 agencies have provided maps
 - Does not mean they will join Consortium
- 98,246 feet in total need
- Largest PD = 4,170 feet
 - Based on maps, not who has officially joined, so it may change
- Contract amounts
 - 4,500 feet of fencing
 - 10 pedestrian doors
 - 8 vehicle gates
- Breakdown
 - All agencies that provided maps are between 0.56% to 4.75% of total fence length, which means this is also the percent they pay if everyone were to join the Consortium
 - Median is 1.94%

17

Fence availability concern

- Fence is ONLY for no-notice, critical incidents
 - Not for planned protests, protecting courthouses for trials, festivals, etc.
- The Fence Consortium Board will be establishing parameters for what a "critical incident" is
 - With input from members
 - Anticipated to be a tight scope
 - Everyone is concerned about when they need the fence, it not being available
- Because the Consortium has enough fencing for the largest PD, there is built-in capacity (current plan is for 4,500 feet)
 - The majority of PD's are 2,000 feet or less

18

Cost if fence is deployed

- Due to the concerns about the on-going cost agencies would pay and potential they would never need to use the fencing, every effort was made to make the on-going cost as low as possible
- To do this, costs associated with deployments will be paid by the receiving agency
 - Truly makes the annual cost an “availability cost”
- Still would be no cost to receiving agency for labor setting up the fence
 - Built into the Consortium structure
 - Saves thousands of dollars

19

Receiving agency would pay

- Monthly cost for deployed fence, gates, doors
 - Lower than monthly rate if directly contracted with vendor
 - In addition to annual Consortium cost
 - Fixed amount established in vendor contract
- Vendor loading cost (at storage facility)
 - For deployment
- Vendor unloading cost (at storage facility)
 - For recovery/demobilization
- Freight for deployment
 - 900 to 1,000 feet of fence per semi truck
- Freight for recovery/demobilization

20

What’s the incentive to join?

- Fencing availability
- One call for response
- Trained team to manage and deploy fencing
 - Established relationships
 - Established response procedure
 - No labor cost
- External resources brought in to setup fence
 - Keeps agency resources available to respond to other needs

21

Why can’t Consortium just buy fence?

- Storage should be inside
 - Access in the winter
 - Protecting fence
 - Vegetation cannot grow through it
 - Animals cannot build in it
- Transportation challenges
 - Semi-trucks hold 900 to 1,000 feet of fencing
 - Need to have trailers DOT certified annually
 - Smaller trailers would take many more trips and require more resources
- Storage location concerns
 - Who stores it? Insurance? Space rental costs?
 - 24/7/365 commitment to provide access

22

State Funding ask

- State funding for the purchase of anti-scale fencing for the Fencing Consortium will significantly reduce the on-going cost each Consortium member will pay for the availability, storage, maintenance, and transportation of the fence.
- This reduction in cost will improve equitable access to this de-escalation and safety tool for communities across not only the Seven County Metro area, but also the state as a whole.
- \$5 million is the ask
 - Did not pass in 2022, will try again in 2023

23

0.1 A bill for an act

0.2 relating to capital investment; appropriating money for anti-scale fencing, pedestrian

0.3 doors, and vehicle gates.

0.4 BE IT ENACTED BY THE LEGISLATURE OF THE STATE OF MINNESOTA:

0.5 Section 1. **APPROPRIATION; FENCING CONSORTIUM.**

0.6 \$5,000,000 in fiscal year 2023 is appropriated from the general fund to the commissioner

0.7 of public safety for a grant to the Fencing Consortium for acquisition of anti-scale fencing,

0.8 pedestrian doors, and vehicle gates for local government facilities statewide to improve

0.9 equitable access to a de-escalation and safety tool. This appropriation is available until the

0.10 project is completed or abandoned, subject to Minnesota Statutes, section 16A.642. This is

0.11 a onetime appropriation.

0.12 **EFFECTIVE DATE.** This section is effective the day following final enactment.

24

If Consortium gets State Funding

- The line item costs for the fencing availability (lease) would go away once the fence was purchased
- This would result in a savings of over 50% of the annual cost
- There would still be a yearly cost
 - Storing, maintaining, transporting the fencing
 - Insurance, financial/audits, other misc. costs
- Target would be to purchase 10,000 feet of fencing
 - Would be able to accommodate additional members (since cost would go down significantly)
 - Provides extra capacity for simultaneous deployments

25

Board Membership

- Five people
 - 2 Police
 - 1 Fire
 - 1 Public works
 - 1 Emergency management
- Two year terms
 - 3 in one year
 - 2 in second year
- Elections will take place every year
- There are no term limits
 - Hopefully get some long term consistency

26

Initial Board

- Ryan Murphy (SPPD)
- Ryan Seibert (Chaska PD)
- Ward Parker (Eden Prairie FD)
- Dan Ruiz (Brooklyn Park PW)
- Doug Berglund (Washington County EM)
- Term
 - Three positions July 1, 2022 through December 31, 2022
 - Have elections this fall (1 LE)
 - Two positions July 1, 2022 through December 31, 2023
 - Have elections in 2023 (1 LE)

27

Communities without their own PD's

- If they are a Joint Powers LE agency
 - The community where the PD is physically located in needs to be part of the PW Mutual Aid Pact
 - If they do not have PW Staff, then the County needs to be a part of the PW Pact
 - If they have a sub-station this same approach applies for the sub-station
- If they contract with the County for LE and have their own PW staff
 - The community needs to be part of the PW Pact
- If the County provides LE services and they do not have PW staff
 - The County needs to be part of the PW Pact

28

Why does Original Member matter?

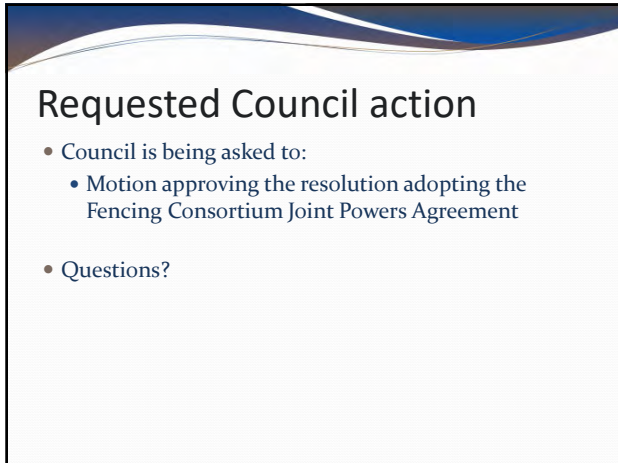
- September 2, 2022 is deadline to be Original Member
- If agency is not an Original Member
 - The Board votes to accept EVERY new member
 - Additional Members are required to pay a Surcharge to the Fencing Consortium in the amount determined by the Board, and to comply with such additional requirements as may reasonably be imposed by the Board.
- This is a "check" against an agency waiting until they have a Critical Incident and then wanting to join
 - Basically: pay to play

29

To join

1. Develop an approved fence layout pre-plan
2. Be a member of the Statewide Public Works Mutual Aid Pact
3. Have governing body adopt a resolution joining the Fencing Consortium

30



Requested Council action

- Council is being asked to:
 - Motion approving the resolution adopting the Fencing Consortium Joint Powers Agreement
- Questions?

West Hennepin Public Safety
1918 County Road 90
Independence, MN 55359
6-30-2022

Dear Chief Kroells,

I hereby resign from my position as an Administrative Assistant from West Hennepin Public Safety. My last day of employment will be July 31, 2022.

I thank you for the opportunities I have had with West Hennepin Public Safety in my short time with the department. This was not an easy decision to make but after careful consideration I have decided to stay home with my daughter and eventually my son who is due later this year. Although this is going to be a new and exciting chapter in my life, I am very sad to leave my position at West Hennepin Public Safety.

Thank you for your continued support both in my time here and in this new development of my life.

Sincerely,

Eva Stumpf

A handwritten signature in cursive script that reads "Eva Stumpf". The signature is written in black ink and is positioned below the typed name.