

Torpedopot

The Worlds First Fully Automated Self Watering Planter



Torpedopot
feeding the world

Flexible Hose Series

Planting Specialist



Your Torpedopot™ will produce more foliage and blooms per square foot than traditional gardening. The Torpedopot™ ensures that your plants grow faster, reach maturity quicker, look aesthetically pleasing, and produce more fruit per square foot. All you do is add dirt, seeds or seedlings, adjust the water flow and enjoy the beautiful foliage and blooms.

Torpedopot™ is striving to be the number one provider of customized self-watering planters in the world. Our Slogan is “Feeding the World.” We are committed to doing just that.

Our vision is to feed the world by giving every person an equal opportunity to produce nutritious foods for a balanced diet. We believe our watering technology will provide people with the ability to control what they eat. Everyone should have an equal opportunity to feed themselves with dignity. This implies that sufficient quality food must be made available, such that an average person has the means to access it, and that the food meets the individual's dietary needs.

Our self-watering planters set a new standard for gardening. Torpedopot™ gives everyone an equal chance of controlling their food supply and consumption and an equal opportunity to feed themselves with dignity.

Torpedopot™ can be used in areas where there is no backyard. You do not need fancy gardening tools. One Torpedopot™ can grow hundreds of plants. Use our Self-watering planters in your apartment, basements, rooftops, community gardens, nursing homes, and off the grid. Once you begin to understand the power of the Torpedopot™, it will sell itself. You can grow exotic plants or feed your family in a time of crisis.

Our mission is to educate the global community on the uses of this new watering technology. The Torpedopot™ family sincerely thank you for taking the time to find out about our products and services. Torpedopot™ is a registered trademark of Validated Quality Systems LLC.

Sincerely

Darral Addison

Darral Addison



Made in the USA.

Torpedopot™ can grow almost anything. You do not need a massive plot of land or an expensive greenhouse to enjoy your plants. The Torpedopot™ will produce more foliage per square foot than traditional planters. Our watering technology ensures that your plants grow faster, reach maturity quicker, look aesthetically pleasing, and produce more growth per square foot than traditional planters. All you do is add dirt, seeds or seedlings, adjust the water flow and wait for the beautiful foliage and blooms.

The workers at Torpedopot™ take great pride in the quality and durability of all of our products. In keeping the tradition of the early craftsmen, each Torpedopot™ is handcrafted using time-honored techniques and the finest materials.

Our buyers do not just evaluate our products based on materials and function but merit also. All of our components are thoroughly inspected. Our employees take an in-depth look at the intent of the design to make sure it is fit for purpose. We are not just interested in how it is made, but the training behind who's making it, and the process that leads to the finished product. No two Torpedopot™ s are made the same.

The artistry of handcrafting each Torpedopot™ begins by cutting, bending, drilling and aligning each product entirely by hand. We strive to create an atmosphere that will be admired for its style, sense of timelessness, charm, and elegance. Let us provide you with a Torpedopot™ that can be passed down from generation to generation.

The Benefits are Staggering!

Torpedopot will:

- Produce more growth per square foot
- Water your plants for you.
- Requires less than four hours of work for the whole season
- Requires No Tools
- Requires no weeding
- Control small rodents
- Grow almost anything.
- Plants grow faster, reach maturity quicker
- Save Water, Fertilizer, pesticides (synthetic or natural),
- Requires no structure: cages, coverings, fences, tarp, etc
- Handicap Accessible

40 Heads of Cabbage

Take Vacations and Manage Emergencies: Stop feeling obligated to care for your plants. The Torpedopot will grow your plants for you. Just set the flow control and walk away! Better yet, come back from vacation to collect your harvest.

No Backbreaking Work! No tilling, hauling soil, running underground water lines, laying down a tarp or building planter boxes.

No Tools! The average household spends over 400 dollars on gardening supplies every year. Just snap it together and grow.


Time is Money! Traditional gardening is addictively beautiful but how can we justify spending over an hour a day in the sun pulling weeds when we should be watching our plants grow.

No excessive Watering! Why do we spend hours carrying a massive hose watering plants when most of the water evaporates. The Torpedopot will save you money. It directs water to your plant's root system, not feeding weeds.

No Weeding! The soil in the Torpedopot is not exposed to the elements so, you do not get extraneous material in your planter. What you grow is what you get. Practically no unwanted seeds are likely to enter your planter.

The Torpedopot™ uses water to distribute nutrients to your plant's root system. If fertilizer is needed it will not be wasted in areas of the garden that's not used. You can immediately see the effects of the fertilizer on the plants.





Flexible Hose Series

The Flexible Hose Series utilizes a flexible hose in the place of a rigid garden hose. The flexible hose gives the user the ability to gang hundreds of pots together using a single garden hose. You can run flexible tubing from all planters located in every room in the house including the garden, using one manifold central water supply system.

The tubing in the Torpedopot™ is specially formulated to resist degradation from mildew, algae, fungi, and biofilm that can accumulate on the inside or outside of tubing in filling and processing applications. The antimicrobial feature is fully compounded into the tubing to protect both the inner and outer surfaces from degradation, foul odors, microorganisms, and discoloration. It is resistant to environmental stress cracking.



70 Seeds = 1,000 Tomatoes 8 ft Tall by 16 Ft Wide.



Germination

Your Torpedopot will germinate your seeds. Many garden seeds die before they can grow. Moisture availability in soil is the single major factor determining the rate of germination. Germination takes place if the soil moisture content is one and a half times above what a typical mature plant requires. If sufficient moisture is available germination can proceed.

However, for most common garden seeds, if the soil dries out within four days after the onset of germination, the germination process is halted. It most likely can resume after rewetting from the point where it stopped. If drying out occurs four or more days after the onset of germination, deterioration of the germinating seeds takes place. If the dry conditions persist for more than six days, the seeds are assumed dead, and there will be no crop established from that seed.

Let your Torpedopot water your seeds for you. You do not have to purchase a separate germination tank to grow your seeds only to move them into your garden. With the Vertical Torpedopot, just push your seeds into the 1/1/2 in perch holes in the walls of the Vertical Torpedo, turn on the water to the appropriate wetness and walk away.

Soil Content and Water Uptake

Plants can readily use water held in the soil. Water uptake is related to root density. Over half of the total water uptake occurs from the first 0.3 m (1ft) of soil. Water use ranges can increase to as much as 70% during the early stages of growth, to the bloom stages. The Torpedopot rinses the roots. The water in the vertical planters rinses the plant's roots so that they can quickly absorb water without drowning. As the water moves down the Vertical Torpedo, it forces the roots to push downward to reach vast amounts of water in the pores of the soil, thus promoting plant growth.

The rates at which water penetrates and is absorbed by the soil depend mainly on soil texture. Sandy soil has large pore spaces through which water will move quickly and efficiently, clay soils have smaller pore spaces, causing water to move more slowly. We recommend a mixture of 85% mushroom soil mixed with store bought starter soil. The starter mix will provide nutrients for your seedlings after germination, and the mushroom soil will give a long-term food supply for promoting bioactivity and supporting root development.

Soil temperature and germination

Soil temperature affects germination. Your Torpedopot provides a temperature controlled environment for your plants to grow. You do not see the variation found in soils comprising of different materials. Soil temperature varies with time and depth and is determined by the heat from the earth reaching the soil surface, the quality of the surface thermal conductivity and heat capacity of the soil. Soil temperature affects plant growth indirectly by affecting water and nutrient uptake as well as root growth. At a constant moisture content, a decrease in temperature results in a reduction of water and nutrient uptake. At low temperatures, transport from the root to the shoot and vice versa is reduced. Variations in temperature affect your plant's productivity. As we all know, the colder climate-vegetation does not grow faster than warmer climate-vegetation. Plants in your Vertical Torpedo are exposed to a consistent environment with a stable temperature. This is good for the plant because the climate is predictive and does not accept sudden changes. Sudden changes shock plants and may cause severe damage to their transportation systems.

Temperature and Plant growth

Plants produce heat. Cellular respiration is exothermic. It is a continuous process that provides warmth. As temperature increases inside the Vertical Torpedo so do the rate of plant growth. Plant growth increases until optimum temperature is reached. Temperature determines the rate of plant development and affects the length of the total growing period. The walls of the Vertical Torpedo provide excellent thermal conductivity. The rate at which heat is transferred through the Vertical Torpedo is much lower than other materials. This means that the heat produced by the bioactivity transpiration, respiration in the Vertical Torpedo is not lost to the environment. This environment increases humidity and transforms your Torpedopot into a virtual ecosystem. Your Vertical Torpedo allows your plants to grow faster, mature quicker and produce more fruit.

Fertilization

Over-fertilizing container-grown plants result in high concentrations of soluble salts in the potting medium which damage roots by slowing the net flow of water into them and by predisposing the plants to root diseases. Unlike other planters that drown your plants in water and fertilizers, the Vertical Torpedopot washes the plants with water and nutrients. Nutrients in the form of liquid fertilizers can be added to the Torpedopot through a flexible hose. Attach a fertilizer feeder to a spray hose and attach it to a timer. The timer will control the times that Torpedopot turns on and off.





GardenSeries

We live in a task driven world. We are all trying to fit seven days of work into one day. We buy the newest technological devices to help us manage our responsibilities. Technologies such as smart phones, self-driving cars, green houses and integrated computer networks have helped us accomplish our task.

However, to live in such an advanced society, why when we think of gardening the first thing that comes to mind is a shovel, trowel and spade. Our approach to planting needs to change.

The Flexible Hose Series can be networked by sliding in the flexible tubing to the inlet of the Torpedopot and connecting the opposite end of flexible hose to the manifold. You can do this for as many Torpedopots as you can accommodate. The more hoses you add the further you can expand your Torpedopot Flexible Hose network. The volume control knob on each torpedopot can control the amount of water being fed into the container.



Add a timer at the source of your water, and you can control the volume and the time water and nutrients are dispensed into your torpedopot.

You can manage your plant's life cycle, seasonal changes, growth/stages, and fertilization requirements. You can rest assured that your plants will receive the proper nutrition. Add dirt and seeds or seedlings and turn the flow control to water your plants. Your Torpedopot is excellent for germinating seeds and accommodating seedlings.

Best for use on steps, porches, greenhouse, courtyard, balcony or veranda. It can be placed outside on the deck or patio to plant perennials and annual plants or flowers, and bushes..

You don't have to worry about over-watering or under-watering your plants because, the Vertical Garden Planter - Torpedopot™ does it for you. Your plants receive fresh clean non-standing water, that is free from insect eggs, bacteria, or algae. They drink what you drink. The Torpedopot™ gives your plants a fighting chance.

72 Squash Plants!





Flexible hose inlet located on the side of the Torpedopot™ provides a leak tight precision-machined connection to help keep things flowing.

The control valve controls the water flow. It has an synthetic rubber membrane stem seal with a black polyester knob. The control valve gives you the ability to control water by providing accurate flow. You can adjust water and nutrients flowing with the water within the accuracy of six full turns.

The Curved Series has internal 1/4" micro-hose. The micro-hose allows water and nutrition to release itself into the planter gently. The micro-hose creates a damp, misty environment for your plants. Soils will not be disrupted or the plant matrix destroyed. The flow rate is as much as one gallons per hour at around 25 psi. The internal 1/4" microhouse is made from 70% recycled rubber and 30% recycled plastic. The micro-hose is mildly attached to the inner wall of the Torpedopot™ . It can easily be pulled away from the wall so that you can adjust its height. The micro-hose can be replaced if clogged.

The tubing in the Torpedopot™ is specially formulated to resist degradation from mildew, algae, fungi, and biofilm that can accumulate on the inside or outside of tubing in filling and processing applications. The antimicrobial feature is fully compounded into the tubing to protect both the inner and outer surfaces from degradation, foul odors, microorganisms, and discoloration. It is resistant to environmental stress cracking.



Our recycled high-grade polypropylene plastic planter is crafted with a rubberizing additive to virtually eliminate brittleness and enhance flexibility. The Curved Series has a resistant, eco-friendly terracotta color and is designed to be placed outside on the deck or patio. The color is bleed resistant and UV resistant. It has a traditional design that is extremely durable and very reliable. The Curved Series Torpedopot™ s is a great size to plant perennials and annual plants or flowers. The ring grows with the plant. As the plant matures, the ring allows the foliage to produce a fuller root system.






G = Garden Series Torpedopot with No Spigot with 1-½ inch holes

Diam	2"	3"	4"	3"	4"	3"	4"	4"
9CH	G ^{4holes}							
12CH	G ⁴	G ¹²						
16CH	G ⁴	G ¹²	G ¹⁸					
20CH		G ⁹	G ²⁰	G ²¹	G ³⁶	G ²¹	G ³⁶	
25CH		G ⁸	G ²⁰	G ²¹	G ³⁶	G ²¹	G ³⁶	G ⁴⁰

S = Spigot Garden Series

9CH								
12CH								
16CH	S ^{4holes}	S ¹²	S ¹⁸					
20CH		S ⁹	S ²⁰	S ²¹	S ³⁶	S ²¹	S ³⁶	
25CH		S ⁸	S ²⁰	S ²¹	S ³⁶	S ²¹	S ³⁶	S ⁴⁰
Height	2ft	3ft	4ft	5ft	5ft	6ft	6ft	7ft



This chart above shows the availability of our two to four inch diameter Torpedo's ranging from two to six feet in height. The subscript denotes the number of openings in each Torpedo. Each hole is 1½ inches in diameter.

Your Torpedopot can be left outside during the winter time as long as it has been drained of its water and preferably turned upside down so it does not collect any standing water.

Planter size:

Product	Diameter		Depth		Liquid Volume		Dry Volume
	in	cm	in	cm	US	Metric	Cu. Inches
6" Curve Pot	6	15.24	4.25	10.79	2 pt	946 mL	57.75
9" Curve Pot	9	22.86	6.75	17.14	7.2 pt	3.4 L	207.9
12" Curve Pot	12	30.48	9.25	23.49	2.7 gal	10.22 L	623.7
16" Curve Pot	16	40.64	12.2	31	6 gal	23.25 L	1418.8
20" Curve Pot	20	50.8	15.5	39.37	13.5 gal	51.1 L	3118.8
25" Curve Pot	25	63.5	18.5	47	21.37 gal	80.9 L	4938.1

Flow Rate:

Average water pressure for a home and can be between 40 and 80 pounds per square inch. Because the planter may be placed outside with multiple Torpedopots we have established the flow rate around 25psi.

Product	Maximum Flow @ 25psi gallon/min	Maximum Flow @ 25psi gallons/hr
6" Curve Pot	0.3	1.5675
9" Curve Pot	.47	2.355
12" Curve Pot	.63	3.14
16" Curve Pot	.98	4.19
20" Curve Pot	1.046	5.23
25" Curve Pot	1.308	6.54

Torpedopot™ is a serious game changer. The Torpedopot™ saturates your house plant's root system. It helps to prevent wilting or the collapsing of the plant caused by the lack of water pressure. This one feature will make an unbelievable difference in the health and beauty of your indoor plants. The Torpedopot™ also aids in the photosynthesis and respiration process. Without water, internal food supplies vital to other processes would diminish or disappear. As water moves through the system, vital minerals and nutrients are delivered to different areas of the plant. The Torpedopot™ has been designed to help your plants, live longer and look luscious. Indoor plants and outdoor vegetables yield tremendous growth.

Nutrients released in the Torpedopot™ mimics the real world environment. Water is used as a carrier to transport nutrients. The natural properties of the soil is used to distribute nutrients to plant roots. Nutrients are carried to the throughout the Vertical Garden Planter - Torpedopot™ and released in a way that does not disrupt the soil matrix. You can fertilize using a water feeder: Nutrients travel with the water to all of the plants.

Assembly

Your Torpedopot comes shipped in two parts.

1. Vertical Torpedo: The Torpedo is a tall vertical planter.
2. Base Torpedopot: The round base planter.

Operate your Torpedopot on a leveled surface.

Find the long red hose with a white cap in the Base Torpedopot. Push the long red hose with a white cap into the hole at the bottom of the Vertical Torpedo. Push it upwards towards the top until the red tube with the white cap protrudes through the top end of the Vertical Torpedo. Pull the cap an inch above the top of the Vertical Torpedo.



Slide the base of the Vertical Torpedo into the circular cavity at the bottom but the middle of the Base Torpedopot. Fill the Base Torpedopot three-fourths full of soil. You will be mesmerized by the amount of foliage and fruit produced by your Torpedopot. The growth will be so extreme that in areas where you are experiencing high winds; you might consider adding stones into the Base Torpedo to weigh it down.

Start filling the Vertical Torpedo with soil. While filling, push your fingers into the 1-1/4" holes in the Vertical Torpedo, compacting the soil as much as possible. Compaction will help remove air so that the soil can settle quicker. Once the Vertical Torpedo is full of soil, begin filling the Base Torpedopot with soil. You can bury the saturation ring in the dirt to water the roots or leave it uncovered to water the leaves of the plants.

Turn the Flow Valves, located on the front of the Torpedopot clockwise to the off position. The top flow control feeds water and nutrients into the Base Torpedopot and the bottom knob to the Vertical Torpedo.

Ensure that a filter is placed into the hose inlet. This will prevent debris from clogging up the saturation hose. Push the flexible hose into the female outlet on the Torpedopot. Turn on the water from the source or spigot from the manifold and ensure there are no leaks.

Turn the flow valves counter-clockwise on the Torpedopot to start watering. If your Torpedopot has a spigot it will provide clean drinkable water. Purchase a garden hose that meets both FDA and NSF standards for drinking water safe applications. Preferably made with top quality UV-stabilized polyether-based polyurethane that is 100% lead-free and phthalate-free.





Multi-zone setup



Garden hose setup



Take a spigot or
garden hose

+

Attach the Torpedopot®



Disclaimer

Because our products and literature are used in so many different applications, Torpedopot™ disclaims liability for any personal injury, property, or other damages of any nature whatsoever, whether special, indirect, consequential, or compensatory, directly or indirectly resulting from the publication, use of, application, or reliance on our products. Outside of expected use, Torpedopot™ disclaims and makes no guaranty or warranty, express or implied, as to the accuracy or completeness of any information published herein, and disclaims and makes no assurance that the information in this document will fulfill any of your particular purposes or needs that are outside of our products intended use.

Torpedopot™ does not undertake to guarantee the performance of any individual manufacturer or seller's products or services referenced in this guide.

Anyone using this document for any unique application should rely on his or her independent judgment or, as appropriate, seek the advice of a competent professional in determining the exercise of reasonable care in any given circumstances. Information and other standards on the topic covered by this publication may be available from other sources, which the user may wish to consult for additional views or information not included by this release.

Torpedopot™ has no power, nor does it undertake to police or enforce compliance with the contents of this document. Torpedopot™ stands behind our products but does not certify installations nor does it confirm for safety or health claims. Any statement of compliance with any health or safety-related information shall not be attributable to Torpedopot™ and is solely the responsibility of the installer or maker of the statement.