



# Torpedopot™ Installation Guide

Darral Addison  
Founder & CEO at Torpedopot™  
1-215-290-9013  
[darral@torpedopot.com](mailto:darral@torpedopot.com)  
[www.Torpedopot.com](http://www.Torpedopot.com)  
[www.agriculturalblockchain.com](http://www.agriculturalblockchain.com)  
[www.cana-pot.com](http://www.cana-pot.com)





Founder and CEO at Torpedopot

Torpedopot™ products will revolutionize gardening, landscaping, and agribusiness and eliminate food deserts globally. Self-growing watering systems are sustainable, environmentally friendly, and socially impacting. Our goal is to reduce your carbon footprint by as much as 75 percent in fifty-years. Torpedopot's self-growing systems do not require synthetic fertilizers and can grow 1,000% more food in a fraction of the space but without the chemicals. Torpedopot™ patented biotic technology is a game-changer.

Torpedopot™ has established itself as the world's first fully automated, self-growing gardening system. Our goals are to provide you with the most affordable and reliable modular growing systems in the world. Torpedopot™ intuitive design restores your plants' natural beauty, color, and flavors. It allows plants to grow faster, yield more density per square foot than any traditional or hydroponic gardening system available on the market.

- Self-growing
- Self-watering
- Fully automated
- Virtually no weeding
- No assembly required
- Grows organically
- Blocks pests
- Use soil indefinitely
- Fertilizers not required
- Germinates seeds and grows seedlings



Strawberries, Eggplants, Carrots, Parsley, Onions, Nasturtium, Petunias, Green peppers, Hungarian peppers, Apple mint, Spearmint, Orange mint, Fennel, Rosemary, Tomatoes, Squash, Celery, Lettuce, Cucumbers, Garlic, Kale, Collards, Cabbage, Swiss chard, Potatoes, Bok choy, and Radish, Beets, more...



## What is a Torpedopot

Torpedopot™ is a containerized self-growing gardening system with a built-in fully automated pressurized plumbing system that waters your plants for you. The internal plumbing valves distribute water and nutrients to your plants to create an incredible fungal environment that plants love. It requires very little human intervention.



### Your role

Just add soil, seeds, or seedlings, turn on the self-growing planter, and walk away. Each plant in the planter receives equal nutrition. The system is attached to a household spigot and watered with a timer. The timer will turn the water on and off when your plants need it. You can water and feed thousands of plants from one spigot. The Self-growing garden system is hermetically sealed to prevent leaking and contamination. From germination to harvest, your plant's lifecycle can be managed in a Torpedopot™. The planter is a modular system that scales with your operations. The system can be networked to produce more food than your local farm.

### Self-watering

Water and nutrients released in the Torpedopot™ mimic how water is delivered when it rains but without the run-off and nutrient depletion. Water is carried through the Torpedopot™ and released in a way that does not disturb the soil matrix. Unlike drip irrigation, Torpedopot™ delivers water directly to the plant's root system. It is over 95% efficient. Torpedopot™ inline watering system allows water to rinse the plant's roots so that they can quickly absorb water without drowning. Every plant receives an equal amount of water and equal access to nutrients. Torpedopot is a hybrid growing system. At any point in the plants lifecycle you can flood the growing chamber and switch over from a substrate diet to a liquid nutrient formula. Torpedopot will grow your plants and germinate your seeds in any environment where the plant can derive nutrition.

### Self-growing

When you turn the knob on the planters to release water or increase the timers' watering schedules, your plants grow faster. You control your plant's flavor, color, texture, height, density, fullness, and much more. Your Torpedopot is a hotel for plants in which you own the utilities. You manage their environment. Your plants will live longer and experience their full lifecycle. In return for a stay at your hotel, your plants will provide continual beauty, nutritionally dense, high-quality food for your family. Torpedopot uses the microbes in the soil to grow your food. We produced high-quality, unadulterated food because we grow it in a Sustainable Biotic Environment (SBE).





Torpedopot prevents competing organisms from controlling your plant's environment. Opposing organisms are looking to make your planter their home. These invaders can create a toxic environment that can harm your plants. Torpedopot is designed to block this evasion in three main ways.

Front




### Material Design

Some growing containers are toxic to plants and detrimental to your health when used to grow edible fruits and vegetables. Our planter is crafted to virtually eliminate brittleness but provide enhance flexibility. The Curved Series has a resistant, eco-friendly terracotta color. The materials will not grow mold or fungus. This product can remain outside year round.

The black knob controls the amount of water and nutrition entering into the planter. The more you feed them with frequent washings the faster, fuller and more disease resistant they will become.

Top



### Feeding Location

The Feeding Stick releases water and nutrition to your plants in a way that does not destroy the soil matrix. It can easily be adjusted up or down to accommodate various root systems. Watering takes place below the soil surface to eliminate bacteria growth.

Torpedopot Transfer Hoses are specially formulated to resist degradation from mildew, algae, fungi, and biofilm that can accumulate on the inside or outside of tubing thus eliminating degradation, foul odors, microorganisms, and discoloration.

The release holes at the bottom of the Torpedopot allows excess water to be eliminated. The hole are designed to ensure that root suffocation and anaerobic bacteria cant thrive.

Back



### Sanitary

Torpedopot connections are hermetically sealed to virtually eliminate water leaking. This gives you the power to instantly connect/disconnect plumbing with 100% cleanliness and ensure that your connections seal and grip the first time, thus drastically reducing bacteria growth. It yields 100% cleanliness

The inlet portal is made for food grade fittings. The connections have high chemical resistance and are acceptable for food and drug (Cannabis) grade applications . To make a connection, the distribution tubing is pushed into the inlet port by hand.







## Specifications

P9-1	Depth 6.75" - Liquid Volume 7.2pt	Our 9-inch diameter planter can be used to grow grafts and family plant heirlooms. A memory of a passing partner or fond relationship can be mended by plant therapy. Plants that capture your eye can be placed in the 9-inch planter until you find a more suitable location. The 9-inch planter makes a subtle and stylish statement when used indoors or outdoors. We grew two tomato plants in one 9-inch planter.
P12-1	Depth 9.25" - Liquid Volume 2.7 gal	One 12-inch Self-growing Planters and accessories to immediately start growing your plants. Ideal for growing Marigold, Zinnia, Geranium, Vinca, Impatiens, Cornflower, Begonia, Petunia, Nasturtium, and Celosia. Great in greenhouses. These 12-inch diameter planters use less water than greenhouse sprinklers. You can now grow thousands of flowers, succulents, fruits, vegetables, herbs, nuts, and grains without having to touch the ground.
P16-1	Depth 12.2" - Liquid Volume 6gal	One 16-inch Self-growing Planters and accessories to immediately start growing your plants. Ideal for growing Marigold, Zinnia, Geranium, Vinca, Impatiens, Cornflower, Begonia, Petunia, Nasturtium, and Celosia. Great in greenhouses. These 16-inch diameter planters use less water than greenhouse sprinklers. You can now grow thousands of flowers, succulents, fruits, vegetables, herbs, nuts, and grains without having to touch the ground.
P20-1	Depth 15.5" - Liquid Volume 13.5gal	One 20-inch Self-growing Planter and accessories can immediately start growing your plants. Our 20-inch diameter self-growing planter is extremely efficient. You can grow small trees, bushes and loads of flowers. The 20-inch planter allows you to create optimal conditions for decomposition to take place. Its great for growing herbs also. We were able to grow twenty-five cucumbers in one 20-inch planter.
P25-1	Depth 18.5" Liquid Volume 21.4gal	One 25-inch Self-growing Planters and accessories to immediately start growing your plants. Our 25-inch diameter planter is an absolute powerhouse! It will manage all of your large gardening needs. You can grow bushes and loads of flowers. Good for small to medium size trees. We use them to store trees during the winter. The 25-inch planter allows you to create optimal conditions for massive root systems. It's ideal for growing lettuce. We were able to grow twenty-five small melons using one 25-inch diameter planter.

Torpedopot can be easily attached to a spigot. The unit can safely withstand pressures up to 80 psi. From one spigot you set up as many as 100 planters thus producing more food than your local farm but with the hassles. The Self-growing units can remain outside during the winter as long as the water does not freeze the feeding stick. Because we service the food and drug industry, we cannot reuse planters. No returns.





- Portable
- Expandable
- Affordable
- Configurable
- Modular
- Networked



Torpedopot™ creates an environment which allows plants to achieve their full potential. Most plants are not happy where they live and most growing conditions prohibit plants from expressing their vibrant colors and complex behaviors. Most plants are struggling to optimize the right amount of sunlight, shade, water, bacteria, fungus, rain, living organisms, etc. Torpedopot™ has been designed to reduce the shock of not having a perfect growing environment. Torpedopot™ optimizes the conditions for which plants can achieve their full potential. Torpedopot™ has been scientifically designed to grow your plants for you!

**1 Tee** The Tee is used to connect additional planters in series. Just push the pin in the inlet port



**2 Cutter** Use the cutter to cut tubing to desired lengths.



**3 Tubing** The red tubing transfers water and nutrients the the plants for feeding.



**4 Pin** The Pin plugs into the inlet port to assure no leakage during transfer.



**5 Cap** When you remove a planter from the garden you can cap the tube off .



**6 Adaptor** Hose adaptor screws on the house spigot. Plug the red hose




The manual timer or equivalent is used for home planters. Timers are not included

Timer **7**



The Feeding Stick is hermetically sealed to allow water to flow on demand but prevent leaks. It releases nutrients and water into the planter. S

Feeding **8**  
Stick







- Single Planter Watering Kit sold separately is \$20.00
- Four planter Watering Kit included is \$25.00

### Individual Planter no accessories

P6-1	Depth 6.75" - Liquid Volume 7.2pt
P9-1	Depth 6.75" - Liquid Volume 7.2pt
P12-1	Depth 9.25" - Liquid Volume 2.7 gal
P16-1	Depth 12.2" - Liquid Volume 6gal
P20-1	Depth 15.5" - Liquid Volume 13.5gal
P25-1	Depth 18.5" Liquid Volume 21.4gal

Contains no accessories

### Single planter with watering kit

P6-1	Depth 6.75" - Liquid Volume 7.2pt
P9-1	Depth 6.75" - Liquid Volume 7.2pt
P12-1	Depth 9.25" - Liquid Volume 2.7 gal
P16-1	Depth 12.2" - Liquid Volume 6gal
P20-1	Depth 15.5" - Liquid Volume 13.5gal
P25-1	Depth 18.5" Liquid Volume 21.4gal

### Watering Kit sold separately

Sold with - 10 ft hose + (1) T-connector + (1) cutter



### Four Planter set includes watering kit

KS-6	Six 25, 20, 16, 12, 9, and 6-inch Self-growing Planter
K25-4	Four 25-inch Self-growing Planters
K20-4	Four 20-inch Self-growing Planters
K416	Four 16-inch Self-growing Planters
K12-4	Four 12-inch Self-growing Planters
K9-4	Four 9-inch Self-growing Planters
K6-4	Four 6-inch Self-growing Planters

### Watering Kit included

Sold with - (50 ft hose + (1) plastic nipple, + (3) t-connectors + (1) cutter)





# Sustainable Biotic Environment (SBE)

## Sustainability

Can you stop yourself from growing? No one can stop you from growing. Likewise, you cannot prevent a plant from growing. You can give plants water, but plants need more than water to survive. Most people measure their gardening success by how well they can mix soil and water together in the sunlight. This only solves part of the problem. What we are missing is sustainability. The plant environment is not sustainable. Plants can grow in some of the weirdest places. From car tires to holes in the street, plants are indestructible. Most plants die because the environment can no longer sustain the plant.



## Biological Warfare

There is a war taking place underneath your feet. Organisms are fighting for dominance. Just like ants, microbes will travel great distances to feed on plants. This constant warring makes it difficult for the plant to remain healthy. It spends most of its vitality struggling to optimize the right growing conditions. Most growing environments prohibit plants from thriving and expressing their vibrant colors and complex behaviors. Most soils and growing containers are toxic to plants. As a response, the plant tries to optimize the environment so that it can be sustainable. Unhealthy scraps from table food contain synthetic fertilizers that prevent the soil's microbes from building your plants. The plant is trying to create a sustainable environment, and the microbes in the soil are trying to break down the table scraps. All this activity stresses the biotic environment and makes it toxic. Torpedopot protects plants from poisonous atmospheres. It gives plants and microbes the space to heal and create a Sustainable Biotic Environment (SBE).



## Sustainable Biotic Environment (SBE)

Torpedopot™ automates the amount of water and nutrients needed for your plants. Our technology gives your plant the tools it needs to create a sustainable biotic environment. Torpedopot™ scheduled watering ensures that your plant's habitat is not too wet enough to drown the plant and wash away the biotic environment and not dry enough to dehydrate plants and cause them to collapse. Torpedopot™ allows you to create optimal decomposition conditions and provides a space for plants so they can choose which microbes it wants to harvest. Torpedopot™ focus is on improving the biological and chemical processes in the soil that affects plant productivity, thus increasing yields. Torpedopot™ isolates an environment for your plants to develop their microflora.






# Soil Management

Soil is a complex mixture of rocks, plants, dissolved nutrients, gases and interacting organisms. Organic matter is at the very foundation of soil quality and healthy plants both of which lead to healthy animals and healthy people. Torpedopot is a growing tool. You can use any type of soil in the Torpedopot. If your plants can extract nutrients from the soil then Torpedopot can grow your plants. We prefer organic soil because synthetic fertilizers deactivate the metabolic processes in the soil making the plant dependent on synthetic sources of nutrition. Organic materials host microorganisms. Synthetic fertilizers target plant root systems and disables microorganisms.

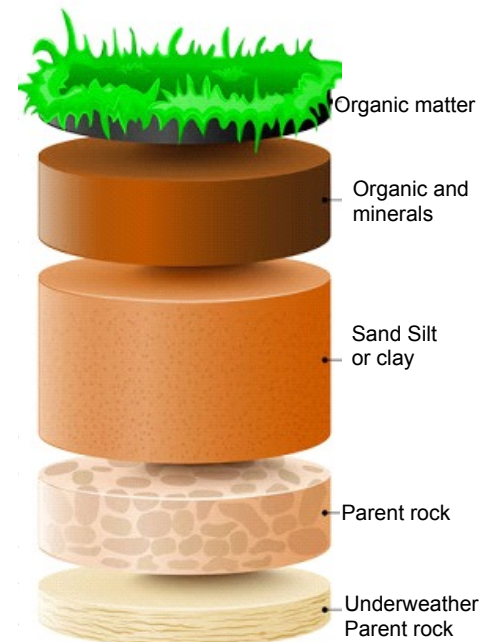


Torpedopot manages the soil and creates a healthy environment for your plants. Soil management starts with organic matter and feeding the microbes in the soil. The soil microorganisms include bacteria, fungi, protozoa, nematodes, and many other life forms that make up the soil food web and build our plants. Plant roots pass sugars out into the soil to support microorganisms which eventually die and provide new available nutrients and minerals for the plant. Organic matter promotes microorganisms that make available minerals and nutrients. Water and nutrients travel through the self-growing planter and are delivered directly to the plant's root system. The process is highly efficient. The inline watering system allows water to rinse the plant's roots so they can quickly absorb water without drowning or compromising the life of the soil. Every plant has access to the right amount of water and nutrients. As the water moves down the planter, it forces the roots to break down the soil to reach vast amounts of fungal activity in the soil, thus promoting phenomenal growth. The inline watering system keeps the soil at a constant optimal moisture level for promoting seed germination and fungal development.



## Hybrid Growing System

Torpedopot is a hybrid growing system. At any point in the lifecycle of the plant you can flood the growing chamber and switch over from substrate fed to a liquid nutrient formula. Torpedopot will grow your plants and germinate your seeds in any soil where the plant can derive nutrition. Mushroom soil is preferred because it has an array of fungus.





## Watering Schedule for the 20-inch Planter Chart (1B)

Prior to placing your plants in the planter cut on the water and let it run until the soil is saturated. This activity washes toxins from the soil and activates the fungus.

T <sup>0</sup> C	Number of Plants planted			
	3 plants	5 Plants	10 Plants	< 20 Plants
< 32 °C	Disconnect the timer and manually water when temperature thaws out.			
35 - 65 °C	1 min every 4 hours	1 min/4 hours	1 min/4 hours	1 min/4 hours
65 - 80 °C	1 min/3 hours	1 min/3 hours	1 min/3 hours	1 min/2 hours
80 - 90 °C	1-2 min/2 hour	1-2 min/2 hours	1-2 min/1 hours	2 min/1 hours



## Frequently Asked Questions:

1. Can I have a Torpedopot on my patio in my apartment?

Torpedopots can work with sink faucet adapters for any indoor use.

2. Can I hook up several Torpedopots to one hose outlet?

Sure, we provide tees to be used for connecting several Torpedopots in series.

3. Where is the best place to situate my Torpedopot?

In the direct sun for most vegetables. However, cool weather crops (lettuce, spinach, kale, etc...) need the Torpedopot to be in a shaded area.

4. When can I expect to harvest my crops?

You harvest your crops grown in your Torpedopot in the same season you would normally harvest them.

5. Why do I need a timer?

Torpedopot works best with scheduled water feedings so as to optimize the amount of moisture being retained by the pot.

6. What do I do with the hoses and cutter?

Connect many more Torpedopots in series.

7. What amount of time does the average seedlings need to grow into a small plantling? On average you should see tiny plants germinate within 7-10 days after planting in the Torpedopot.

8. How do I make the most out of my Torpedopot after the season ends?

At the end of the growing season, just cut away any stems/leaves left behind on the Torpedopot and store until next season.

9. If I want to grow more than one thing at the same time in the Torpedopot, how do I manage it?

You can grow several different things in your Torpedopot at the same time. Just make sure you consider the sunlight exposure when deciding what to plant together in your Torpedopot.

10. If I want to use my Torpedopot over several growing seasons?

Once the season is over, you can remove stems and leaves from last crop and plant new seeds.

11. Can I use my Torpedopot in shaded areas after having grown in sunny areas?

Torpedopots can be picked up and moved to wherever the sun exposure is needed. Also, it can be picked up and moved back to the shaded areas.

12. How do I adjust my timer if the soil is too wet?

Turn back the minutes on timer or frequency of watering. (Conversely, for dry soil, increase the amount of minutes or frequency of watering.)

Youtube [https://www.youtube.com/channel/UCwq0HaCHESA7t512EpZR9Vg?view\\_as=subscriber](https://www.youtube.com/channel/UCwq0HaCHESA7t512EpZR9Vg?view_as=subscriber) - Hundreds of videos

Facebook <https://www.facebook.com/TorpedoPot/>

Instagram [https://www.instagram.com/torpedo\\_pots/](https://www.instagram.com/torpedo_pots/)

Twitter <https://twitter.com/Torpedopot1>

Pinterest <https://www.pinterest.com/darraladdison/boards/>

Linkedin <https://www.linkedin.com/in/darral-addison-568b6a152/>

Yelp <https://www.yelp.com/biz/torpedopot-lansdale-2>

#### Products:

[www.torpedopot.com](http://www.torpedopot.com) See product Overview - List torpedopot products

[www.cana-pot.com](http://www.cana-pot.com) - This site list Cana-pot products

[www.agriculturalblockchain.com](http://www.agriculturalblockchain.com)

[www.hosplant.com](http://www.hosplant.com) - World first Hospital for plants