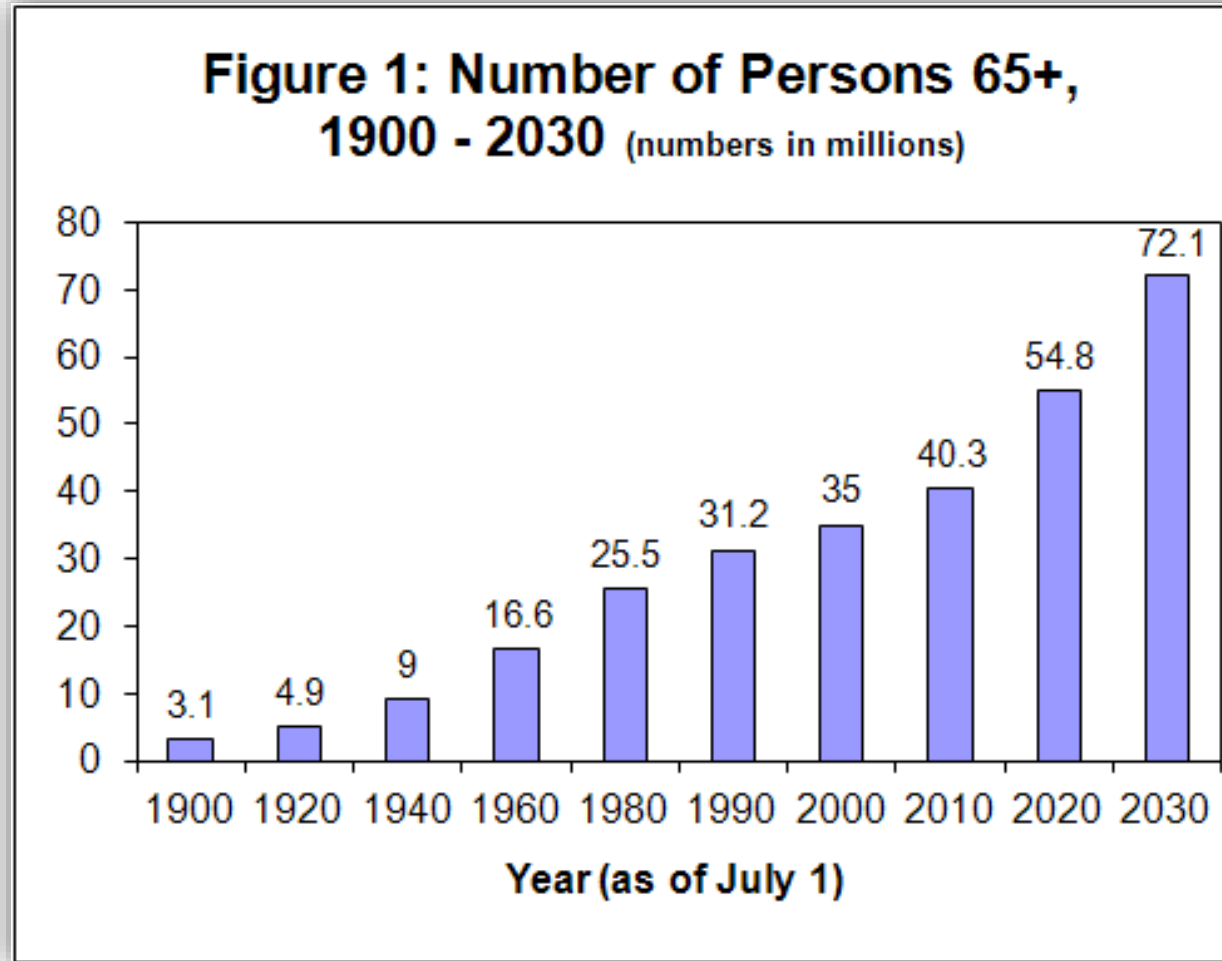


Safe & Accessible Bath Solutions



The Senior Market is Exploding




Note: Increments in years are uneven. (Sources: Projections for 2010 through 2050 are from: Table 12. Projections of the Population by Age and Sex for the United States: 2010 to 2050 (NP2008-T12), Population Division, U.S. Census Bureau; Release Date: August 14, 2008. The source of the data for 1900 to 2000 is Table 5. Population by Age and Sex for the United States: 1900 to 2000, Part A. Number, Hobbs, Frank and Nicole Stoops, U.S. Census Bureau, Census 2000 Special Reports, Series CENSR-4, Demographic Trends in the 20th Century. The data for 2010 are from the U.S. Census Bureau Decennial Census.)

Long Term Care Demand is Skyrocketing



Long Term Housing Costs are Growing Exponentially



The median cost of a private nursing home room
in the United States is **\$100,380** a year

Source: Genworth 2018 Cost of Care survey

Over 90% of seniors would prefer to stay in their homes



Source: Eskaton Foundation

As homeowners age, it becomes progressively more difficult to safely climb into their existing tub



It's Not Up to the Seniors, It's Up to the Doctor



**Every 2.3 seconds an adult
over the age of 65 suffers a fall**

**40% of people
who suffer hip
fractures never
return home**



How can you prevent becoming a statistic?

The bathroom has become the most dangerous room in your home!



According to Conventional Wisdom, Your Only Options are...



In-home Care



Assisted Living



Nursing Home

Is this the way you want to spend your Golden Years?



Just what if there was a way to enable you to safely stay in your home for another 10 years?

You'd want to know about it, wouldn't you?



Introducing...

The Safe and Accessible Bath Remodel From BCI ACRYLIC



Innovation That Works!



BCI designs to meet every bather's level of mobility and budget

There is no need to sacrifice aesthetics for functionality!



BCI eliminates the institutional-looking products by offering updated bath designs

Whether it's a walk-in tub or a roll-in shower, BCI has the solution for you !



Customize! BCI Offers Over 35 Stylish Accessory Options



Shower Seats For Every Application



300 pounds



935 pounds



2,201 pounds



400 pounds

All BCI Accessible products are ADA compliant



Roll-in Shower Size Options

Size	Left	Center	Right
36 x 36		Y	
42 x 36		Y	
48 x 34		Y	
48 x 36		Y	
48 x 48		Y	
54 x 30	Y	Y	Y
54 x 36		Y	

Size	Left	Center	Right
60 x 29		Y	
60 x 30	Y	Y	Y
60 x 32	Y	Y	Y
60 x 33	Y		Y
60 x 34	Y	Y	Y
60 x 36	Y	Y	Y
60 x 60	Y	Y	Y

Accessible conversions in as little as 1-2 days



This eliminates down time and costly labor fees

Tub Walk-Thru



We can cut thru your existing tub to provide a safe entry and exit

**If there was an affordable,
safe and accessible bath
system that would allow
you to maintain your
independence and
personal dignity...**

**...wouldn't that greatly
improve the quality of
your life?**



An Ounce of Prevention...



Isn't it time to Design a Safe and Accessible Bath for You?

3 AFFORDABLE ACCESSIBILITY PACKAGES

Choose one of these cost effective safety solutions

1 Alexis Walk-in Tub:

- Hydrotherapy, Air-bubble Massage, Chromatherapy, and Ozonator Therapy
- 18 air jets
- 10 Directional water jets
- Chrome Plated Brass Hardware
- Safety Grab Bar
- 1500 Watt In-Line Heater
- Handheld Showerhead
- Padded Neck Rest and Seat Cushion
- Dual Drain
- Designer Acrylic Wall Surround with two single tier shelves

2 Shower Conversion

- Low Profile 60" Acrylic Shower Pan with an end drain
- Designer Acrylic Wall Surround with two single tier shelves
- 24" Designer Grab Bar
- New Liquid Accents Mixing Valve & Hardware
- Trackless, Frameless, Shower Doors with tubular towel bars and rounded European Header
- Stationary showerhead and handheld shower on an adjustable height sliding bar
- Acrylic Corner Seat or Bench Seat

3 Acrylic Tub Cutout Insert

- 2 Designer Grab Bars
- Flip up phenolic slat seat
- New Liquid Accents Mixing Valve & Hardware
- Handheld showerhead
- White Acrylic Wall Surround
- Matching Acrylic Soap Dish and Caddy



BCI's Walk-in Tub



Walk-in Tubs Then & Now



Walk-in tub 1998



Walk-in tub 2018

The Ultimate in Therapeutic Bathing



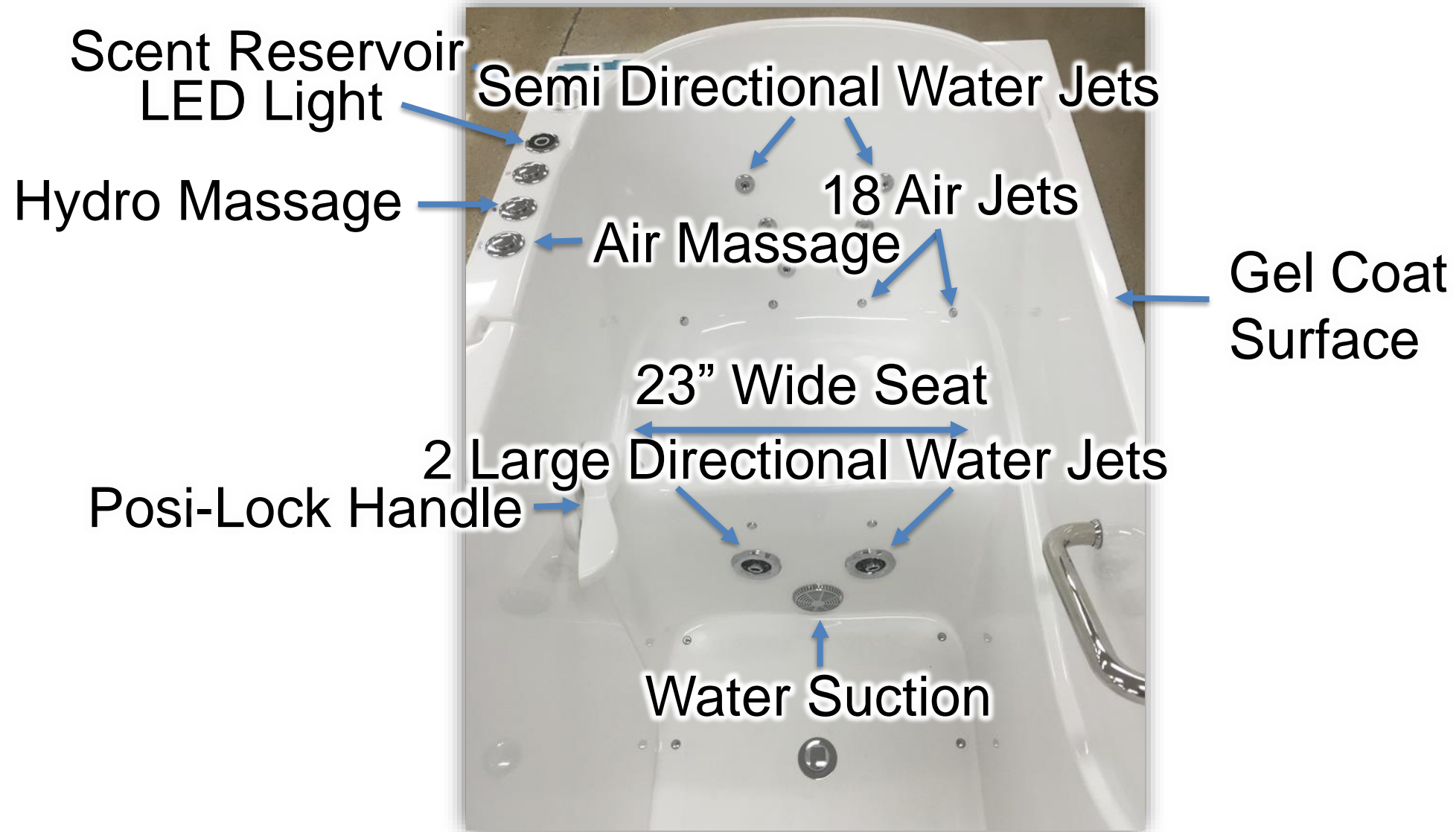
**Now UL
Listed!**

**The greatest selection of features and
benefits of any tub in North America**

Beautiful and Functional



Beautiful and Functional



Volume Control



New Feature
Volume Control



Control the thrust of water through the jets

Chromatherapy



- Enhances Mood through light
- Relaxing
- Low voltage LED

Aromatherapy



- Commonly used for pain, headaches, and fatigue
- Any scent can be used
- Scent penetrates water through air jets
- Beads only, no oils or Epsom salt can be used

Air Massage

- Calming effect
- Therapeutic
- 18 air jets
- Self purging



Hydrotherapy



- Uses water for pain relief
- 10 directional jets
- 67 gallon capacity
- To purge, use ½ box of Baking Soda

Ozonator



- Kills bacteria and virus'
- Healing effect for skin ailments
- Can be turned off

Foot Massage



- Helps with blood circulation
- 4 directional jets
- High powered thrust

Dual Drains



- Click Drain for safety
- Never get stranded in tub
- Quicker drainage

Handheld Showerhead



- Personal spa w/ gentle spray
- 6 foot reach
- For cleanse and rinse

Safety Features



- ADA compliant
- Assists bather to get up and down

Seat and Neck Rest



- Seat Cushion and Neck Rest included
- Always warm to the touch

Deck Mounted Controls



- Pneumatic air buttons
- Safe and durable

Brass Hardware



- High end eco-brass fittings
- Chrome hardware only

In-Line Heater



- Robust 1500 watt in-line heater
- Keeps the water hot

Posi-Lock Hinged Door



- 5 Year Warranty on door, hinge, and seal
- Leave open when not in use

Extension Panels



- Included with every tub
- Fits 5 foot enclosure

Optional Thermometer Hand Shower



- Identifies water temperature instantly
- Designed for visually impaired

Digital Thermometer Hand Shower *(optional)*

Built-in water (hydro) power,
no battery, light changes with
temperature!

- Water temperature $<90^{\circ}\text{F}$
= **blue light.**
- Water temperature between
 $90 - 108^{\circ}\text{F}$ = **green light.**
- Water temperature is
between $108 - 122^{\circ}\text{F}$
= **red light.**
- Water temperature $>122^{\circ}\text{F}$ =
flashing red light.



**Wand color indicates
water temperature**

Fits Through Any 30" Doorway




- At only 29 ³/₄" wide, the Alexis can fit through any 30" doorway or larger
- Eliminates removing door jamb and frame

Six Adjustable Steel Legs



- Six adjustable steel legs for leveling the tub
- Can even be installed with uneven floors
- Weight distributed on front, middle, and back

Standard Electrical



- Requires **three** dedicated GFI outlets
- 2 - 20 amp circuits

2 Access Panels



- You can access all components of the tub
- Remove access panel to reveal UL sticker

Water Tested



- Although each tub is water tested, you will need to retest before bringing tub into the home.

**Isn't it Time You Experienced
this Tub for Yourself?**

