











## Girls 100 Meter Dash Finals









| PLACE | VIDEO   | ATHLETE             | TEAM                             | MARK  | WIND | HEAT |
|-------|---|---------------------|----------------------------------|-------|------|------|
| 1     |    | Vanessa Graziano    | 11 Cumberland Valley 03          | 12.00 |      | 7    |
| 2     |    | Ajaya Jordan        | 11 Central York 03               | 12.02 |      | 7    |
| 3     |    | Piper Hoprich       | 11 Wellsboro Area 04             | 12.09 |      | 7    |
| 4     |    | Jilly Deivert       | 12 Shikellamy 04                 | 12.18 |      | 7    |
| 5     |    | Ella Cherry         | 10 Bellwood Antis 06             | 12.36 |      | 4    |
| 6     |    | Abigail Hackett     | 10 Liberty 11                    | 12.41 |      | 5    |
| 7     |    | Molly McLaughlin    | 10 Dallastown 03                 | 12.43 |      | 7    |
| 8     |    | Dechea Davis        | 10 Chambersburg 03               | 12.45 |      | 5    |
| 9     |    | Jaclyn Sahlaney     | 9 Hollidaysburg 06               | 12.47 |      | 6    |
| 10    |    | Aliya Lucarelli     | 9 Abington Heights 02            | 12.49 |      | 7    |
| 11    |    | Lilyan Derr         | 12 East Pennsboro Area 03        | 12.49 |      | 7    |
| 12    |    | Maddy Waldron       | 11 Palmyra 03                    | 12.49 |      | 6    |
| 13    |    | Madison Gordon      | 10 Governor Mifflin 03           | 12.53 |      | 5    |
| 14    |    | Olivia Kennedy      | 10 Central York 03               | 12.56 |      | 5    |
| 15    |   | Asr Fideen          | 11 Easton Area 11                | 12.58 |      | 6    |
| 16    |  | Alexis Givler       | 12 Hempfield 03                  | 12.58 |      | 5    |
| 17    |  | Jontai Bailey       | 12 William Penn 03               | 12.62 |      | 7    |
| 18    |  | Sophia Spolski      | 11 Blue Mountain 11              | 12.64 |      | 4    |
| 19    |  | Gigi Veach          | 11 Selinsgrove 04                | 12.64 |      | 5    |
| 20    |  | Dhaniya Miner       | 11 Parkland 11                   | 12.65 |      | 6    |
| 21    |  | Nora Scanish        | 12 Trinity 03                    | 12.66 |      | 6    |
| 22    |  | Sarah Kocher        | 11 State College 06              | 12.67 |      | 6    |
| 23    |  | Lexi Schmidt        | 11 Big Spring                    | 12.67 |      | 5    |
| 24    |  | Janiya Newman-Scott | 11 York County School of Tech 03 | 12.67 |      | 4    |
| 25    |  | Lena Daves          | 12 Cumberland Valley 03          | 12.71 |      | 3    |
| 26    |  | Kyla Jefferson      | 10 Warwick 03                    | 12.72 |      | 3    |
| 27    |  | Tessa Comegna       | 11 Dover 03                      | 12.72 |      | 3    |
| 28    |  | Bailey Baron        | 11 Altoona Area 06               | 12.75 |      | 2    |
| 29    |  | Jaclyn Easparro     | 12 Blue Mountain 11              | 12.77 |      | 1    |
| 30    |  | Jessica Heavner     | 12 Warwick 03                    | 12.78 |      | 4    |
| 31    |  | Desiree Ware        | 9 Williamsport Area 04           | 12.79 |      | 3    |

| PLACE | VIDEO   | ATHLETE            | TEAM                             | MARK  | WIND | HEAT |
|-------|---|--------------------|----------------------------------|-------|------|------|
| 32    |    | Shae Gelotte       | 10 East Pennsboro Area 03        | 12.79 |      | 2    |
| 33    |    | Kadence Abbott     | 12 Greencastle-Antrim 03         | 12.83 |      | 2    |
| 34    |    | Lily Smith         | 12 Warwick 03                    | 12.87 |      | 5    |
| 35    |    | Natalia Anderson   | 11 Chambersburg 03               | 12.88 |      | 4    |
| 36    |    | Jayana Hilton      | 12 Hempfield 03                  | 12.88 |      | 1    |
| 37    |    | Leira Hinojosa     | 12 William Penn 03               | 12.88 |      | 4    |
| 38    |    | Ennesty Smith      | 12 William Penn 03               | 12.88 |      | 6    |
| 39    |    | Maleah Calhum      | 10 West Chester Rustin 01        | 12.91 |      | 1    |
| 40    |    | Aaliyah Hall       | 11 York County School of Tech 03 | 12.93 |      | 3    |
| 41    |    | Kahmora Mouzon     | 12 South Western 03              | 12.95 |      | 1    |
| 42    |    | Chelsea Gula       | 10 Lower Dauphin 03              | 13.00 |      | 6    |
| 43    |    | Emily Bearinger    | 9 Palmyra 03                     | 13.05 |      | 2    |
| 44    |    | Sha'Jia Bailey     | 9 William Penn 03                | 13.05 |      | 4    |
| 45    |    | Delaney Willoughby | 9 Danville Area 04               | 13.05 |      | 2    |
| 46    |    | Averee Servant     | 10 Gettysburg Area 03            | 13.08 |      | 2    |
| 47    |   | Leah Brenneman     | 12 Hempfield 03                  | 13.10 |      | 3    |
| 48    |  | Maeve Ficks        | 11 Milton Area 04                | 13.11 |      | 2    |
| 49    |  | Brookelynn Weaver  | 12 Altoona Area 06               | 13.14 |      | 2    |
| 50    |  | Josette Smith      | 12 Somerset Area 05              | 13.15 |      | 4    |
| 51    |  | Amanee Jones       | 10 Carlisle 03                   | 13.16 |      | 3    |
| 52    |  | Samantha Adkins    | 12 South Western 03              | 13.17 |      | 1    |
| 53    |  | Sydney Clarke      | 12 Danville Area 04              | 13.23 |      | 1    |
| 54    |  | Brooklynn Romance  | 10 Susquehannock                 | 13.24 |      | 1    |
| 55    |  | Molly Eicher       | 11 Susquenita 03                 | 13.26 |      | 3    |




















### Girls 200 Meter Dash Finals




























| PLACE | VIDEO   | ATHLETE          | TEAM                    | MARK  | WIND | HEAT |
|-------|---|------------------|-------------------------|-------|------|------|
| 1     |  | Vanessa Graziano | 11 Cumberland Valley 03 | 24.43 |      | 6    |
| 2     |  | Piper Hoprich    | 11 Wellsboro Area 04    | 24.83 |      | 6    |
| 3     |  | Natalie Ray      | 11 Freedom 11           | 24.98 |      | 6    |
| 4     |  | Maddy Waldron    | 11 Palmyra 03           | 25.28 |      | 6    |
| 5     |  | Sarah Kocher     | 11 State College 06     | 25.36 |      | 6    |
| 6     |  | Jaclyn Sahlaney  | 9 Hollidaysburg 06      | 25.38 |      | 4    |

| PLACE | VIDEO   | ATHLETE             | TEAM                             | MARK  | WIND | HEAT |
|-------|---|---------------------|----------------------------------|-------|------|------|
| 7     |    | Ava Ray Edwards     | 9 Hatboro Horsham 01             | 25.41 |      | 6    |
| 8     |    | Lilyan Derr         | 12 East Pennsboro Area 03        | 25.53 |      | 6    |
| 9     |    | Camille Samuel      | 11 Easton Area 11                | 25.66 |      | 4    |
| 10    |    | Jontai Bailey       | 12 William Penn 03               | 25.75 |      | 5    |
| 11    |    | Aariele DeBarr      | 9 Easton Area 11                 | 25.88 |      | 2    |
| 12    |    | Dhaniya Miner       | 11 Parkland 11                   | 25.95 |      | 5    |
| 13    |    | Nora Scanish        | 12 Trinity 03                    | 25.98 |      | 5    |
| 14    |    | Olivia Cleaver      | 12 Dallastown 03                 | 26.02 |      | 5    |
| 15    |    | Madison Gordon      | 10 Governor Mifflin 03           | 26.03 |      | 1    |
| 16    |    | Kamille Peachey     | 11 State College 06              | 26.16 |      | 5    |
| 17    |    | Ryleigh White       | 12 Hatboro Horsham 01            | 26.16 |      | 5    |
| 18    |    | Aliya Lucarelli     | 9 Abington Heights 02            | 26.17 |      | 4    |
| 19    |    | Charish Stewart     | 12 Easton Area 11                | 26.19 |      | 4    |
| 20    |    | Juliana Graziano    | 12 Cumberland Valley 03          | 26.22 |      | 6    |
| 21    |    | Olivia Kennedy      | 10 Central York 03               | 26.22 |      | 3    |
| 22    |   | Abigail Hackett     | 10 Liberty 11                    | 26.28 |      | 1    |
| 23    |  | Lexi Schmidt        | 11 Big Spring                    | 26.52 |      | 3    |
| 24    |  | Kyla Jefferson      | 10 Warwick 03                    | 26.66 |      | 2    |
| 25    |  | Janiya Newman-Scott | 11 York County School of Tech 03 | 26.74 |      | 4    |
| 26    |  | Alexis Givler       | 12 Hempfield 03                  | 26.75 |      | 3    |
| 27    |  | Sophia Spolski      | 11 Blue Mountain 11              | 26.78 |      | 2    |
| 28    |  | Lily Smith          | 12 Warwick 03                    | 26.79 |      | 1    |
| 29    |  | Chelsea Gula        | 10 Lower Dauphin 03              | 26.82 |      | 4    |
| 30    |  | Emily Bearinger     | 9 Palmyra 03                     | 26.83 |      | 1    |
| 31    |  | Alexa Rank          | 11 Northern York 03              | 26.93 |      | 4    |
| 32    |  | Allana Perry        | 9 Easton Area 11                 | 26.96 |      | 3    |
| 33    |  | Brookelynn Weaver   | 12 Altoona Area 06               | 27.01 |      | 3    |
| 34    |  | Zoe Henry           | 11 West York Area 03             | 27.04 |      | 2    |
| 35    |  | Leira Hinojosa      | 12 William Penn 03               | 27.15 |      | 3    |
| 36    |  | Keira Peake         | 10 South Western 03              | 27.16 |      | 2    |
| 37    |  | Elise Harris        | 12 Bishop McDevitt 03            | 27.18 |      | 5    |
| 38    |  | Rayonna Bradshaw    | 11 William Penn 03               | 27.21 |      | 3    |
| 39    |  | Ashley Miller       | 12 East Pennsboro Area 03        | 27.33 |      | 1    |

| PLACE | VIDEO   | ATHLETE        | TEAM                             | MARK         | WIND | HEAT |
|-------|---|----------------|----------------------------------|--------------|------|------|
| 40    |  | Desiree Ware   | 9 Williamsport Area 04           | <b>27.34</b> |      | 2    |
| 41    |  | Aaliyah Hall   | 11 York County School of Tech 03 | <b>27.46</b> |      | 2    |
| 42    |  | Julia Madison  | 10 Southern Fulton 05            | <b>27.50</b> |      | 1    |
| 43    |  | Kahmora Mouzon | 12 South Western 03              | <b>27.52</b> |      | 4    |
| 44    |  | Skylen Renshaw | 12 Shippensburg 03               | <b>27.55</b> |      | 1    |
| 45    |  | Leah Brenneman | 12 Hempfield 03                  | <b>27.67</b> |      | 3    |
| 46    |  | Maleah Calhum  | 10 West Chester Rustin 01        | <b>27.84</b> |      | 1    |
| 47    |  | Molly Eicher   | 11 Susquenita 03                 | <b>28.57</b> |      | 2    |


































### Girls 400 Meter Dash Finals

| PLACE | VIDEO   | ATHLETE                 | TEAM                      | MARK           | WIND | HEAT |
|-------|---|-------------------------|---------------------------|----------------|------|------|
| 1     |    | Ella Bahn               | 12 Spring Grove 03        | <b>55.20</b>   |      | 7    |
| 2     |    | Natalie Ray             | 11 Freedom 11             | <b>57.19</b>   |      | 7    |
| 3     |    | Juliana Graziano        | 12 Cumberland Valley 03   | <b>57.30</b>   |      | 7    |
| 4     |    | Kiara Vasquez           | 11 Easton Area 11         | <b>57.56</b>   |      | 7    |
| 5     |   | Sophie Werner           | 10 Cumberland Valley 03   | <b>58.40</b>   |      | 6    |
| 6     |  | Lauren Heinz            | 9 Elizabethtown Area 03   | <b>58.50</b>   |      | 7    |
| 7     |  | Ajetomobi Oluwadolabomi | 11 Easton Area 11         | <b>58.77</b>   |      | 6    |
| 8     |  | Keira Peake             | 10 South Western 03       | <b>59.31</b>   |      | 6    |
| 9     |  | Gigi Veach              | 11 Selinsgrove 04         | <b>59.43</b>   |      | 7    |
| 10    |  | Madison Gordon          | 10 Governor Mifflin 03    | <b>59.51</b>   |      | 6    |
| 11    |  | Kamille Peachey         | 11 State College 06       | <b>59.53</b>   |      | 6    |
| 12    |  | Geiani Whaley           | 11 Williamsport Area 04   | <b>59.65</b>   |      | 7    |
| 13    |  | Alia Mellott            | 10 Big Spring             | <b>59.79</b>   |      | 6    |
| 14    |  | Leah Richie             | 12 Warwick 03             | <b>59.83</b>   |      | 6    |
| 15    |  | Karma Powell            | 11 Phoenixville Area 01   | <b>1:00.55</b> |      | 3    |
| 16    |  | Jessica Heavner         | 12 Warwick 03             | <b>1:00.55</b> |      | 5    |
| 17    |  | Lena Mahmoud            | 12 Easton Area 11         | <b>1:00.57</b> |      | 4    |
| 18    |  | Cameron Smith           | 9 Hempfield 03            | <b>1:00.67</b> |      | 5    |
| 19    |  | Skylen Renshaw          | 12 Shippensburg 03        | <b>1:00.80</b> |      | 6    |
| 20    |  | Sophia Orr              | 10 Red Lion               | <b>1:01.09</b> |      | 4    |
| 21    |  | Kaia Hoke               | 11 Selinsgrove 04         | <b>1:01.16</b> |      | 5    |
| 22    |  | Layla Shah              | 10 West Chester Rustin 01 | <b>1:01.16</b> |      | 4    |

| PLACE | VIDEO   | ATHLETE            | TEAM                        | MARK    | WIND | HEAT |
|-------|---|--------------------|-----------------------------|---------|------|------|
| 23    |    | Addyson Brubaker   | 10 Chambersburg 03          | 1:01.39 | 4    |      |
| 24    |    | Riley Egresits     | 12 Susquenita 03            | 1:01.50 | 4    |      |
| 25    |    | Sydney Ulery       | 9 Hollidaysburg 06          | 1:01.58 | 5    |      |
| 26    |    | Hayden Snyder      | 10 Milton Area 04           | 1:01.75 | 5    |      |
| 27    |    | Avery Walker       | 10 Trinity 03               | 1:01.77 | 3    |      |
| 28    |    | Olivia Myers       | 9 State College 06          | 1:01.79 | 4    |      |
| 29    |    | Teige Christiansen | 9 Annville-Cleona 03        | 1:01.86 | 2    |      |
| 30    |    | Scarlett Graham    | 9 North Penn - Mansfield 04 | 1:01.88 | 3    |      |
| 31    |    | Annalaye Glenn     | 12 Warwick 03               | 1:02.02 | 2    |      |
| 32    |    | Maggie Holtry      | 11 Chambersburg 03          | 1:02.10 | 4    |      |
| 33    |    | Alexis Wagner      | 11 Bellwood Antis 06        | 1:02.55 | 3    |      |
| 34    |    | Scarlett Arnold    | 11 South Western 03         | 1:02.63 | 5    |      |
| 35    |    | Marley Boyle       | 12 Parkland 11              | 1:02.64 | 5    |      |
| 36    |   | Elise Harris       | 12 Bishop McDevitt 03       | 1:02.68 | 7    |      |
| 37    |  | Carley Dwyer       | 12 West Chester Rustin 01   | 1:02.72 | 2    |      |
| 38    |  | Jordyn Wilson      | 12 State College 06         | 1:02.81 | 3    |      |
| 39    |  | Selina Xu          | 12 Cumberland Valley 03     | 1:02.97 | 3    |      |
| 40    |  | Mila Veldhuis      | 9 Williamsport Area 04      | 1:02.99 | 4    |      |
| 41    |  | Elexsa Teel        | 10 Ephrata 03               | 1:03.08 | 3    |      |
| 42    |  | Ella Stuart        | 11 Palmyra 03               | 1:03.09 | 3    |      |
| 43    |  | Ashlyn Peake       | 10 South Western 03         | 1:03.12 | 2    |      |
| 44    |  | Heather Keim       | 10 Camp Hill 03             | 1:03.67 | 5    |      |
| 45    |  | Payton Loraw       | 9 Chambersburg 03           | 1:04.14 | 1    |      |
| 46    |  | Madyson Miller     | 12 Bellefonte Area 06       | 1:04.16 | 2    |      |
| 47    |  | Samantha Beuten    | 11 River Valley 06          | 1:04.64 | 1    |      |
| 48    |  | Mariah Dupree      | 9 Palmyra 03                | 1:04.67 | 2    |      |
| 49    |  | Juliet Steckley    | 10 Danville Area 04         | 1:10.12 | 1    |      |












### Girls 800 Meter Run Finals


































| PLACE | VIDEO   | ATHLETE       | TEAM              | MARK    | WIND | HEAT |
|-------|---|---------------|-------------------|---------|------|------|
| 1     |  | Lama Mahmoud  | 12 Easton Area 11 | 2:16.47 | 4    |      |
| 2     |  | Olivia Walley | 12 Cedar Cliff 03 | 2:16.83 | 4    |      |
| 3     |  | Lake Dent     | 11 Selinsgrove 04 | 2:16.92 | 4    |      |










| PLACE | VIDEO   | ATHLETE            | TEAM                             | MARK           | WIND | HEAT |
|-------|---|--------------------|----------------------------------|----------------|------|------|
| 4     |    | Katie Brass        | 12 Ephrata 03                    | <b>2:17.47</b> |      | 4    |
| 5     |    | Julia Madison      | 10 Southern Fulton 05            | <b>2:18.42</b> |      | 4    |
| 6     |    | Loisa Hofstrom     | 9 Williamsport Area 04           | <b>2:21.44</b> |      | 3    |
| 7     |    | Alia Mellott       | 10 Big Spring                    | <b>2:23.00</b> |      | 4    |
| 8     |    | Addison Emenheiser | 12 Dallastown 03                 | <b>2:23.00</b> |      | 3    |
| 9     |    | Addison Fry        | 12 Bellefonte Area 06            | <b>2:23.48</b> |      | 4    |
| 10    |    | Samantha Karwacki  | 12 Notre Dame Green Pond 11      | <b>2:23.51</b> |      | 3    |
| 11    |    | Leah Navarro       | 10 Dallastown 03                 | <b>2:23.77</b> |      | 2    |
| 12    |    | Chloe Hill         | 11 York Suburban                 | <b>2:24.02</b> |      | 3    |
| 13    |    | Lyla Fromhold      | 9 Phoenixville Area 01           | <b>2:24.38</b> |      | 3    |
| 14    |    | Minh Nguyen        | 11 West York Area 03             | <b>2:24.55</b> |      | 4    |
| 15    |    | Abigail Evans      | 10 Dallastown 03                 | <b>2:24.59</b> |      | 3    |
| 16    |    | Libby Marteeny     | 9 Somerset Area 05               | <b>2:24.94</b> |      | 4    |
| 17    |    | Ella Schweitzer    | 12 Notre Dame Green Pond 11      | <b>2:24.96</b> |      | 3    |
| 18    |   | Isabelle Thompson  | 11 Cumberland Valley 03          | <b>2:25.36</b> |      | 2    |
| 19    |  | Brooke Ruth        | 11 Warwick 03                    | <b>2:25.39</b> |      | 2    |
| 20    |  | Anne Horgas        | 11 State College 06              | <b>2:25.50</b> |      | 3    |
| 21    |  | Brionna Adams      | 11 Altoona Area 06               | <b>2:25.55</b> |      | 3    |
| 22    |  | Ava Butler         | 10 Cumberland Valley 03          | <b>2:25.87</b> |      | 4    |
| 23    |  | Paige Pusey        | 11 Warwick 03                    | <b>2:26.38</b> |      | 2    |
| 24    |  | Madalynn Bailey    | 12 Williamson 04                 | <b>2:26.44</b> |      | 4    |
| 25    |  | Odin Ryer          | 11 Danville Area 04              | <b>2:26.49</b> |      | 4    |
| 26    |  | Gianna Chipriano   | 12 Blue Mountain 11              | <b>2:26.93</b> |      | 3    |
| 27    |  | Neila Granger      | 11 Dallastown 03                 | <b>2:27.10</b> |      | 4    |
| 28    |  | Tanya Mohapatra    | 11 Hatboro Horsham 01            | <b>2:27.25</b> |      | 2    |
| 29    |  | Julia Bigger       | 12 State College 06              | <b>2:28.19</b> |      | 2    |
| 30    |  | Sheila Driscoll    | 12 York County School of Tech 03 | <b>2:28.51</b> |      | 2    |
| 31    |  | Emma Lazarchick    | 10 Blue Mountain 11              | <b>2:28.73</b> |      | 2    |
| 32    |  | Allie Darrenkamp   | 10 Governor Mifflin 03           | <b>2:28.75</b> |      | 3    |
| 33    |  | Lilly Spohn        | 9 Chambersburg 03                | <b>2:29.00</b> |      | 2    |
| 34    |  | Allison Julias     | 11 Carlisle 03                   | <b>2:29.29</b> |      | 1    |
| 35    |  | Eva Kansal         | 10 Phoenixville Area 01          | <b>2:29.31</b> |      | 1    |
| 36    |  | Giada Lovecchio    | 10 Abington Heights 02           | <b>2:29.43</b> |      | 2    |

| PLACE | VIDEO   | ATHLETE        | TEAM                         | MARK           | WIND | HEAT |
|-------|---|----------------|------------------------------|----------------|------|------|
| 37    |    | Adelyn Bush    | 12 Milton Area 04            | <b>2:29.66</b> |      | 1    |
| 38    |    | Katie Campbell | 12 State College 06          | <b>2:29.76</b> |      | 3    |
| 39    |    | Riley Egresits | 12 Susquenita 03             | <b>2:29.83</b> |      | 1    |
| 40    |    | Leah Frew      | 10 Parkland 11               | <b>2:29.94</b> |      | 1    |
| 41    |    | Selena Lee     | 12 Hempfield 03              | <b>2:30.03</b> |      | 2    |
| 42    |    | Eden Carvell   | 10 Warwick 03                | <b>2:30.50</b> |      | 1    |
| 43    |    | Anna Tyson     | 12 Bellefonte Area 06        | <b>2:30.77</b> |      | 2    |
| 44    |    | Mila Veldhuis  | 9 Williamsport Area 04       | <b>2:30.88</b> |      | 1    |
| 45    |    | Maura Smith    | 11 Plum 07                   | <b>2:31.32</b> |      | 1    |
| 46    |    | Amber McCurdy  | 11 Palmyra 03                | <b>2:31.33</b> |      | 1    |
| 47    |    | Marley Boyle   | 12 Parkland 11               | <b>2:31.54</b> |      | 2    |
| 48    |    | Audrey Trax    | 11 Gettysburg Area 03        | <b>2:32.79</b> |      | 1    |
| 49    |    | Chelsea Herr   | 10 Palmyra 03                | <b>2:33.51</b> |      | 1    |
| 50    |    | Jade Gass      | 11 South Western 03          | <b>2:33.84</b> |      | 1    |
| 51    |    | Mila Klena     | 11 Penns Valley Area 06      | <b>2:33.87</b> |      | 2    |
| 52    |   | Jaci Fairchild | 11 North Penn - Mansfield 04 | <b>2:36.28</b> |      | 1    |
| 53    |  | Camryn Baker   | 12 Easton Area 11            | <b>2:36.30</b> |      | 3    |
| 54    |  | Leah Tshudy    | 12 Annville-Cleona 03        | <b>2:36.36</b> |      | 1    |
| 55    |  | Amelia Grassi  | 10 Danville Area 04          | <b>2:42.29</b> |      | 3    |


## Girls 1600 Meter Run Finals


































| PLACE | VIDEO   | ATHLETE          | TEAM                      | MARK           | WIND | HEAT |
|-------|---|------------------|---------------------------|----------------|------|------|
| 1     |  | Isabelle Sanders | 11 Williamsport Area 04   | <b>5:00.28</b> |      | 3    |
| 2     |  | Libby Marteeny   | 9 Somerset Area 05        | <b>5:02.43</b> |      | 3    |
| 3     |  | Katie Drabouski  | 11 Liberty 11             | <b>5:03.06</b> |      | 3    |
| 4     |  | Abigail Evans    | 10 Dallastown 03          | <b>5:05.01</b> |      | 3    |
| 5     |  | Sophia Hnetinka  | 12 West Chester Rustin 01 | <b>5:07.64</b> |      | 3    |
| 6     |  | Anna Pucilowski  | 12 Abington Heights 02    | <b>5:09.55</b> |      | 3    |
| 7     |  | Ashlyn Noce      | 11 Altoona Area 06        | <b>5:10.41</b> |      | 3    |
| 8     |  | Leah Navarro     | 10 Dallastown 03          | <b>5:10.50</b> |      | 3    |
| 9     |  | Madeline Sanders | 11 Williamsport Area 04   | <b>5:16.73</b> |      | 3    |
| 10    |  | Janie Cotner     | 11 Danville Area 04       | <b>5:17.52</b> |      | 3    |
| 11    |  | Evelyn Younkin   | 10 State College 06       | <b>5:17.53</b> |      | 3    |

| PLACE | VIDEO   | ATHLETE               | TEAM                             | MARK    | WIND | HEAT |
|-------|---|-----------------------|----------------------------------|---------|------|------|
| 12    |    | Lauren Kosek          | 11 Wellsboro Area 04             | 5:18.27 |      | 3    |
| 13    |    | Julia Madison         | 10 Southern Fulton 05            | 5:18.63 |      | 2    |
| 14    |    | Tanya Mohapatra       | 11 Hatboro Horsham 01            | 5:18.98 |      | 2    |
| 15    |    | Neila Granger         | 11 Dallastown 03                 | 5:20.74 |      | 3    |
| 16    |    | Vivian Millar-Kellner | 11 New Oxford 03                 | 5:21.63 |      | 2    |
| 17    |    | Allie Darrenkamp      | 10 Governor Mifflin 03           | 5:21.95 |      | 2    |
| 18    |    | Vivian Clark          | 11 Easton Area 11                | 5:22.17 |      | 3    |
| 19    |    | Sheila Driscoll       | 12 York County School of Tech 03 | 5:24.17 |      | 2    |
| 20    |    | Brionna Adams         | 11 Altoona Area 06               | 5:24.62 |      | 1    |
| 21    |    | Cora Swogger          | 10 Northern York 03              | 5:26.64 |      | 1    |
| 22    |    | Avery Russell         | 9 Greencastle-Antrim 03          | 5:26.87 |      | 2    |
| 23    |    | Julianne Thompson     | 11 Cumberland Valley 03          | 5:27.87 |      | 2    |
| 24    |    | Olivia Dever          | 10 Exeter Township 03            | 5:29.35 |      | 2    |
| 25    |    | Ashtyn Lukens         | 11 Selingsgrove 04               | 5:29.79 |      | 2    |
| 26    |    | Lilly Spohn           | 9 Chambersburg 03                | 5:29.99 |      | 1    |
| 27    |   | Amber McCurdy         | 11 Palmyra 03                    | 5:30.88 |      | 2    |
| 28    |  | Gabriella Grifone     | 10 Elizabethtown Area 03         | 5:31.77 |      | 3    |
| 29    |  | Violet Forte          | 12 Parkland 11                   | 5:32.51 |      | 2    |
| 30    |  | Carolyn Frank         | 10 State College 06              | 5:34.25 |      | 2    |
| 31    |  | Maura Smith           | 11 Plum 07                       | 5:34.57 |      | 2    |
| 32    |  | Lily Hayes            | 11 Northern York 03              | 5:35.03 |      | 3    |
| 33    |  | Calli Gilboy          | 11 Abington Heights 02           | 5:35.05 |      | 1    |
| 34    |  | Blake Pennington      | 11 Bellwood Antis 06             | 5:35.96 |      | 1    |
| 35    |  | Mayah Torres          | 12 Plum 07                       | 5:36.81 |      | 1    |
| 36    |  | Lyla Eltz             | 10 South Western 03              | 5:36.88 |      | 3    |
| 37    |  | Alex Sagen            | 9 Covenant Christian Academy     | 5:37.19 |      | 2    |
| 38    |  | Kendall Hartenstine   | 9 Hempfield 03                   | 5:38.42 |      | 1    |
| 39    |  | Vanessa Frasnelli     | 11 Blue Mountain 11              | 5:39.01 |      | 1    |
| 40    |  | Emma Etters           | 9 Altoona Area 06                | 5:39.20 |      | 1    |
| 41    |  | Cadence Chizmar       | 11 Northern York 03              | 5:39.26 |      | 1    |
| 42    |  | Marley Gilboy         | 11 Abington Heights 02           | 5:39.70 |      | 2    |
| 43    |  | Kylee Brennan         | 11 Hatboro Horsham 01            | 5:40.95 |      | 1    |
| 44    |  | Lucy Stellmach        | 10 Annville-Cleona 03            | 5:43.10 |      | 2    |

| PLACE | VIDEO   | ATHLETE             | TEAM                         | MARK           | WIND | HEAT |
|-------|---|---------------------|------------------------------|----------------|------|------|
| 45    |  | Emily Sweitzer      | 9 Mechanicsburg Area         | <b>5:43.68</b> |      | 2    |
| 46    |  | Jaci Fairchild      | 11 North Penn - Mansfield 04 | <b>5:44.52</b> |      | 1    |
| 47    |  | Addison Diano       | 9 Plum 07                    | <b>5:46.49</b> |      | 1    |
| 48    |  | Ashley Sather       | 12 Lower Dauphin 03          | <b>5:48.60</b> |      | 1    |
| 49    |  | Carolyn Heidenreich | 10 Juniata 06                | <b>5:57.18</b> |      | 1    |
| 50    |  | Isabella Covello    | 9 Central York 03            | <b>5:58.20</b> |      | 1    |
| 51    |  | Brooklyn Kulisch    | 10 Cumberland Valley 03      | <b>5:59.96</b> |      | 1    |
| 52    |  | Sarah Deal          | 12 York Suburban             | <b>6:02.29</b> |      | 1    |
| 53    |  | Natalie Yonker      | 10 Williamson 04             | <b>6:10.06</b> |      | 2    |







### Girls 3200 Meter Run Finals































| PLACE | VIDEO   | ATHLETE             | TEAM                     | MARK            | WIND | HEAT |
|-------|---|---------------------|--------------------------|-----------------|------|------|
| 1     |    | Isabelle Sanders    | 11 Williamsport Area 04  | <b>10:34.20</b> |      | 2    |
| 2     |    | Ana Bondy           | 12 Carlisle 03           | <b>10:40.32</b> |      | 2    |
| 3     |    | Madeline Sanders    | 11 Williamsport Area 04  | <b>10:41.21</b> |      | 2    |
| 4     |   | Anna Pucilowski     | 12 Abington Heights 02   | <b>10:43.23</b> |      | 2    |
| 5     |  | Lauren Kosek        | 11 Wellsboro Area 04     | <b>10:44.88</b> |      | 2    |
| 6     |  | Ashlyn Noce         | 11 Altoona Area 06       | <b>10:52.11</b> |      | 2    |
| 7     |  | Chloe May           | 11 Bedford 05            | <b>11:05.40</b> |      | 2    |
| 8     |  | Chloe Joslyn        | 10 Boiling Springs       | <b>11:12.39</b> |      | 2    |
| 9     |  | Samantha Campbell   | 11 Gettysburg Area 03    | <b>11:12.82</b> |      | 2    |
| 10    |  | Ella Pfautz         | 12 Ephrata 03            | <b>11:15.27</b> |      | 2    |
| 11    |  | Gabriella Grifone   | 10 Elizabethtown Area 03 | <b>11:16.11</b> |      | 2    |
| 12    |  | Cora Minnich        | 9 East Pennsboro Area 03 | <b>11:17.02</b> |      | 2    |
| 13    |  | Natalie Quinn       | 11 Chambersburg 03       | <b>11:20.65</b> |      | 2    |
| 14    |  | Lyla Knoble         | 10 Easton Area 11        | <b>11:30.71</b> |      | 2    |
| 15    |  | Mackenzie Stellmach | 12 Annville-Cleona 03    | <b>11:34.83</b> |      | 2    |
| 16    |  | Lila Kretzing       | 12 West Perry 03         | <b>11:37.44</b> |      | 2    |
| 17    |  | Gabrielle Houck     | 11 Red Lion              | <b>11:38.47</b> |      | 2    |
| 18    |  | Keira Reider        | 12 Dover 03              | <b>11:40.03</b> |      | 2    |
| 19    |  | Lyla Eltz           | 10 South Western 03      | <b>11:40.44</b> |      | 2    |
| 20    |  | Natalie Jolley      | 12 Bellefonte Area 06    | <b>11:44.00</b> |      | 2    |
| 21    |  | Melissa Sweigart    | 11 Governor Mifflin 03   | <b>11:44.30</b> |      | 2    |

| PLACE | VIDEO   | ATHLETE           | TEAM                         | MARK            | WIND | HEAT |
|-------|---|-------------------|------------------------------|-----------------|------|------|
| 22    |    | Marley Gilboy     | 11 Abington Heights 02       | <b>11:44.64</b> |      | 2    |
| 23    |    | Emma Etters       | 9 Altoona Area 06            | <b>11:48.27</b> |      | 2    |
| 24    |    | Alex Sagen        | 9 Covenant Christian Academy | <b>11:50.41</b> |      | 2    |
| 25    |    | Mayah Torres      | 12 Plum 07                   | <b>11:55.78</b> |      | 1    |
| 26    |    | Addison Diano     | 9 Plum 07                    | <b>11:57.69</b> |      | 1    |
| 27    |    | Mia Pfautz        | 10 Ephrata 03                | <b>11:57.88</b> |      | 1    |
| 28    |    | Anna Gentzler     | 11 Dallastown 03             | <b>11:58.59</b> |      | 1    |
| 29    |    | Lana Luke         | 11 Altoona Area 06           | <b>11:58.85</b> |      | 1    |
| 30    |    | Abby Passariello  | 10 York Suburban             | <b>12:00.48</b> |      | 1    |
| 31    |    | Brianna Mink      | 9 Dallastown 03              | <b>12:01.98</b> |      | 1    |
| 32    |    | Brook Boone       | 11 Chambersburg 03           | <b>12:06.10</b> |      | 1    |
| 33    |    | Morgan Jones      | 9 Waynesboro 03              | <b>12:13.11</b> |      | 1    |
| 34    |    | Jericho Church    | 9 Palmyra 03                 | <b>12:19.36</b> |      | 1    |
| 35    |    | Madeline Moyer    | 9 Big Spring                 | <b>12:19.50</b> |      | 1    |
| 36    |   | Rylee Diller      | 12 Lampeter Strasburg 03     | <b>12:20.80</b> |      | 2    |
| 37    |  | Julia Healey      | 9 Abington Heights 02        | <b>12:20.93</b> |      | 1    |
| 38    |  | Bella Rife        | 9 Chambersburg 03            | <b>12:21.70</b> |      | 1    |
| 39    |  | Molly Orndorf     | 11 Governor Mifflin 03       | <b>12:21.96</b> |      | 2    |
| 40    |  | Lilah Ellis       | 10 Parkland 11               | <b>12:22.62</b> |      | 1    |
| 41    |  | Lena Bluestone    | 10 Exeter Township 03        | <b>12:26.47</b> |      | 1    |
| 42    |  | Cadence Chizmar   | 11 Northern York 03          | <b>12:26.63</b> |      | 2    |
| 43    |  | Julie Kraft       | 11 Bellwood Antis 06         | <b>12:28.13</b> |      | 1    |
| 44    |  | Isabel Clark      | 9 Selinsgrove 04             | <b>12:29.23</b> |      | 2    |
| 45    |  | Taliya Raber      | 9 Chambersburg 03            | <b>12:29.62</b> |      | 1    |
| 46    |  | Anastasia Pino    | 10 Parkland 11               | <b>12:32.56</b> |      | 1    |
| 47    |  | Zofia Andrusyszyn | 9 Carlisle 03                | <b>12:36.47</b> |      | 1    |
| 48    |  | Lucia Morisani    | 12 Mechanicsburg Area        | <b>12:37.81</b> |      | 1    |
| 49    |  | Rylan Carney      | 12 Hollidaysburg 06          | <b>12:38.03</b> |      | 1    |
| 50    |  | Ellen Barwick     | 9 Carlisle 03                | <b>12:39.56</b> |      | 1    |
| 51    |  | Isabella Covelio  | 9 Central York 03            | <b>12:41.27</b> |      | 1    |
| 52    |  | Camilla Mazzoni   | 10 Phoenixville Area 01      | <b>12:42.03</b> |      | 1    |
| 53    |  | Hailey Ramsey     | 9 Northern York 03           | <b>12:44.63</b> |      | 1    |
| 54    |  | Leila Garverick   | 9 North Penn - Mansfield 04  | <b>12:49.48</b> |      | 1    |


































| PLACE | VIDEO   | ATHLETE        | TEAM                    | MARK            | WIND | HEAT |
|-------|---|----------------|-------------------------|-----------------|------|------|
| 55    |  | Audrey Myallis | 11 Warwick 03           | <b>12:49.62</b> |      | 1    |
| 56    |  | Kaylie Savage  | 10 Chambersburg 03      | <b>12:52.34</b> |      | 1    |
| 57    |  | Holly Barbetta | 11 Cumberland Valley 03 | <b>12:59.74</b> |      | 1    |
| 58    |  | Natalie Yonker | 10 Williamson 04        | <b>13:08.80</b> |      | 2    |



















## Girls 100 Meter Hurdles Finals

| PLACE | VIDEO   | ATHLETE                  | TEAM                             | MARK         | WIND | HEAT |
|-------|---|--------------------------|----------------------------------|--------------|------|------|
| 1     |    | Ella Bahn                | 12 Spring Grove 03               | <b>13.96</b> |      | 7    |
| 2     |    | Aubrey Phillips-Cobb     | 11 Williamsport Area 04          | <b>14.61</b> |      | 7    |
| 3     |    | Olivia Thomas            | 9 Mid Valley 02                  | <b>14.73</b> |      | 7    |
| 4     |    | Myel Cornelius           | 12 East Pennsboro Area 03        | <b>14.96</b> |      | 7    |
| 5     |    | Alexa Giuffre-Cuculletto | 12 Pottsville Area 11            | <b>15.20</b> |      | 7    |
| 6     |    | Bridget Martin           | 11 Governor Mifflin 03           | <b>15.38</b> |      | 7    |
| 7     |    | Teanna Wakefield         | 11 Central York 03               | <b>15.40</b> |      | 6    |
| 8     |    | Mikayla Martin           | 11 Selingsgrove 04               | <b>15.43</b> |      | 6    |
| 9     |   | Esther Fernandes         | 11 South Western 03              | <b>15.58</b> |      | 7    |
| 10    |  | Amelia Lopez - acosta    | 10 Governor Mifflin 03           | <b>15.59</b> |      | 7    |
| 11    |  | Hannah Owulade           | 12 Altoona Area 06               | <b>15.65</b> |      | 6    |
| 12    |  | Ana Gbur                 | 12 Parkland 11                   | <b>15.91</b> |      | 5    |
| 13    |  | Nova Mayer               | 11 Lower Dauphin 03              | <b>15.98</b> |      | 5    |
| 14    |  | Brianna McIlquham        | 12 Waynesboro 03                 | <b>16.00</b> |      | 6    |
| 15    |  | Claire Wechsler          | 12 Susquenita 03                 | <b>16.07</b> |      | 6    |
| 16    |  | Julia Sweigart           | 12 Hempfield 03                  | <b>16.13</b> |      | 5    |
| 17    |  | Eliza Lentz              | 12 Covenant Christian Academy    | <b>16.28</b> |      | 5    |
| 18    |  | Aniyah Jones             | 11 York County School of Tech 03 | <b>16.35</b> |      | 4    |
| 19    |  | Camden Plappert          | 9 West York Area 03              | <b>16.36</b> |      | 4    |
| 20    |  | Ella Raish               | 9 State College 06               | <b>16.39</b> |      | 5    |
| 21    |  | Bella Heisey             | 12 Hempfield 03                  | <b>16.44</b> |      | 5    |
| 22    |  | Isabella Thibodeau       | 10 Dallastown 03                 | <b>16.51</b> |      | 5    |
| 23    |  | Julia Schuster           | 12 Abington Heights 02           | <b>16.56</b> |      | 4    |
| 24    |  | Emily Mitchell           | 9 Chambersburg 03                | <b>16.58</b> |      | 4    |
| 25    |  | Lauren Craft             | 10 State College 06              | <b>16.65</b> |      | 4    |
| 26    |  | Jayanah Jones            | 12 Milton Area 04                | <b>16.70</b> |      | 3    |












| PLACE | VIDEO   | ATHLETE                 | TEAM                     | MARK  | WIND | HEAT |
|-------|---|-------------------------|--------------------------|-------|------|------|
| 27    |    | Marlee Jackson          | 12 Chambersburg 03       | 16.72 |      | 3    |
| 28    |    | Chloe Stoltzfus         | 12 Bellwood Antis 06     | 16.83 |      | 3    |
| 29    |    | Brooklyn Boggetta       | 9 Hollidaysburg 06       | 16.85 |      | 4    |
| 30    |    | Lily Weaver             | 12 West York Area 03     | 16.92 |      | 6    |
| 31    |    | Kadence Abbott          | 12 Greencastle-Antrim 03 | 16.96 |      | 2    |
| 32    |    | Giada Mully             | 10 Danville Area 04      | 16.98 |      | 6    |
| 33    |    | Claire Finkenbinder     | 10 Susquenita 03         | 17.02 |      | 2    |
| 34    |    | Breilly Lazur           | 12 Blue Mountain 11      | 17.03 |      | 3    |
| 35    |    | Brooke Dugas            | 9 Plum 07                | 17.05 |      | 1    |
| 36    |    | Alyssa Montanez-Bethune | 10 West York Area 03     | 17.07 |      | 4    |
| 37    |    | Ada Oberholzer          | 11 Greencastle-Antrim 03 | 17.12 |      | 2    |
| 38    |    | Mya Bronowicz           | 12 Shikellamy 04         | 17.34 |      | 5    |
| 39    |    | Tearza Awwad            | 11 Easton Area 11        | 17.35 |      | 1    |
| 40    |    | Aviannah Jean-Pierre    | 11 Easton Area 11        | 17.37 |      | 2    |
| 41    |   | Aqueelah Houge          | 12 Greencastle-Antrim 03 | 17.38 |      | 4    |
| 42    |  | Clara Bradshaw          | 12 Red Lion              | 17.38 |      | 1    |
| 43    |  | Evalynn Keister         | 10 Milton Area 04        | 17.41 |      | 2    |
| 44    |  | Aubrey Rebusch          | 10 Shikellamy 04         | 17.49 |      | 1    |
| 45    |  | Helena Baker            | 11 Palmyra 03            | 17.56 |      | 1    |
| 46    |  | Tahlia Kuhn             | 11 Ephrata 03            | 17.58 |      | 1    |
| 47    |  | Vittoria Faccio         | 12 Ephrata 03            | 17.59 |      | 1    |
| 48    |  | Alexis Wolf             | 11 Carlisle 03           | 17.66 |      | 2    |
| 49    |  | Johbrianna Long         | 12 Northern Lebanon      | 17.68 |      | 3    |
| 50    |  | Sydney Hetrick          | 11 Susquenita 03         | 17.88 |      | 3    |
| 51    |  | Megan Chikezie          | 12 West York Area 03     | 17.88 |      | 3    |
| 52    |  | Rebekah Musser          | 11 Warwick 03            | 17.92 |      | 2    |
| 53    |  | Ellie Embser            | 10 State College 06      | 17.96 |      | 3    |
| 54    |  | Jacqueline Brown        | 11 Susquenita 03         | 18.01 |      | 1    |
| 55    |  | Rosalee Strausbaugh     | 10 Spring Grove 03       | 18.17 |      | 2    |
| 56    |  | Addison Young           | 11 Huntingdon Area 06    | 18.83 |      | 6    |




















### Girls 300 Meter Hurdles Finals

| PLACE | VIDEO   | ATHLETE               | TEAM                             | MARK  | WIND | HEAT |
|-------|---|-----------------------|----------------------------------|-------|------|------|
| 1     |    | Nova Mayer            | 11 Lower Dauphin 03              | 45.07 |      | 7    |
| 2     |    | Bridget Martin        | 11 Governor Mifflin 03           | 45.52 |      | 7    |
| 3     |    | Amelia Lopez - acosta | 10 Governor Mifflin 03           | 46.17 |      | 7    |
| 4     |    | Aubrey Phillips-Cobb  | 11 Williamsport Area 04          | 46.64 |      | 7    |
| 5     |    | Claire Wechsler       | 12 Susquenita 03                 | 46.75 |      | 7    |
| 6     |    | Teanna Wakefield      | 11 Central York 03               | 46.77 |      | 6    |
| 7     |    | Ana Gbur              | 12 Parkland 11                   | 46.87 |      | 7    |
| 8     |    | Lauren Craft          | 10 State College 06              | 47.04 |      | 7    |
| 9     |    | Brianna Mclquham      | 12 Waynesboro 03                 | 47.48 |      | 5    |
| 10    |    | Kendall Longenberger  | 10 Boiling Springs               | 47.56 |      | 5    |
| 11    |    | Ellie Embser          | 10 State College 06              | 47.57 |      | 6    |
| 12    |    | Alexandra Aurin       | 11 Freedom 11                    | 48.38 |      | 6    |
| 13    |    | Isabella Thibodeau    | 10 Dallastown 03                 | 48.39 |      | 4    |
| 14    |    | Adelyn Himmelwright   | 12 Altoona Area 06               | 48.51 |      | 6    |
| 15    |    | Tahlia Kuhn           | 11 Ephrata 03                    | 48.68 |      | 4    |
| 16    |   | Claire Finkenbinder   | 10 Susquenita 03                 | 48.71 |      | 6    |
| 17    |  | Julia Schuster        | 12 Abington Heights 02           | 49.17 |      | 4    |
| 18    |  | Julia Sweigart        | 12 Hempfield 03                  | 49.42 |      | 4    |
| 19    |  | Alexis Wolf           | 11 Carlisle 03                   | 49.55 |      | 5    |
| 20    |  | Chloe Stoltzfus       | 12 Bellwood Antis 06             | 49.62 |      | 6    |
| 21    |  | Isla Twoey            | 10 Wellsboro Area 04             | 49.68 |      | 5    |
| 22    |  | Evangelina Fisher     | 10 Blue Mountain 11              | 49.70 |      | 3    |
| 23    |  | Marlee Jackson        | 12 Chambersburg 03               | 49.79 |      | 5    |
| 24    |  | Cara Kidwell          | 11 Northern York 03              | 49.85 |      | 4    |
| 25    |  | Julianna Estes        | 9 Fairfield Area 03              | 49.97 |      | 2    |
| 26    |  | Aniyah Jones          | 11 York County School of Tech 03 | 50.00 |      | 5    |
| 27    |  | Dechea Davis          | 10 Chambersburg 03               | 50.05 |      | 2    |
| 28    |  | Danika Reid           | 10 Shikellamy 04                 | 50.10 |      | 4    |
| 29    |  | Ella Raish            | 9 State College 06               | 50.12 |      | 2    |
| 30    |  | Caitlyn Lakofsky      | 12 West Chester Rustin 01        | 50.18 |      | 3    |
| 31    |  | Jacqueline Brown      | 11 Susquenita 03                 | 50.21 |      | 4    |
| 32    |  | Rebekah Musser        | 11 Warwick 03                    | 50.23 |      | 3    |
| 33    |  | Emily Mitchell        | 9 Chambersburg 03                | 50.24 |      | 3    |












| PLACE | VIDEO   | ATHLETE                  | TEAM                             | MARK         | WIND | HEAT |
|-------|---|--------------------------|----------------------------------|--------------|------|------|
| 34    |    | Bella Heisey             | 12 Hempfield 03                  | <b>50.46</b> |      | 4    |
| 35    |    | Esther Fernandes         | 11 South Western 03              | <b>50.52</b> |      | 3    |
| 36    |    | Evalynn Keister          | 10 Milton Area 04                | <b>50.59</b> |      | 6    |
| 37    |    | Rachel Matsvayi          | 10 Hempfield 03                  | <b>50.90</b> |      | 5    |
| 38    |    | Alexa Giuffre-Cuculletto | 12 Pottsville Area 11            | <b>51.00</b> |      | 7    |
| 39    |    | Jazlyn Weidman           | 9 Lower Dauphin 03               | <b>51.34</b> |      | 1    |
| 40    |    | Giada Mullay             | 10 Danville Area 04              | <b>51.43</b> |      | 6    |
| 41    |    | Cecilia Thomason         | 12 South Western 03              | <b>51.89</b> |      | 1    |
| 42    |    | Scarlett Skirboll        | 10 River Valley 06               | <b>52.33</b> |      | 3    |
| 43    |    | Clara Bradshaw           | 12 Red Lion                      | <b>52.38</b> |      | 3    |
| 44    |    | Kadence Abbott           | 12 Greencastle-Antrim 03         | <b>53.23</b> |      | 5    |
| 45    |    | Sofia Aninmis            | 11 State College 06              | <b>53.38</b> |      | 2    |
| 46    |    | Dixie Martin             | 11 Palmyra 03                    | <b>53.59</b> |      | 2    |
| 47    |    | Tearza Awwad             | 11 Easton Area 11                | <b>53.86</b> |      | 1    |
| 48    |    | Megan Chikezie           | 12 West York Area 03             | <b>54.17</b> |      | 3    |
| 49    |   | Caitlin Shay             | 12 Annville-Cleona 03            | <b>54.18</b> |      | 2    |
| 50    |  | Aubrey Rebuck            | 10 Shikellamy 04                 | <b>55.10</b> |      | 2    |
| 51    |  | Laura Byers              | 11 York County School of Tech 03 | <b>56.00</b> |      | 1    |
| 52    |  | Helena Baker             | 11 Palmyra 03                    | <b>56.19</b> |      | 2    |


















### Girls 4x100 Meter Relay Finals

| PLACE | VIDEO   | TEAM                   | MARK         | HEAT |
|-------|---|------------------------|--------------|------|
| 1     |  | William Penn 03        | <b>48.08</b> | 4    |
| 2     |  | Dallastown 03          | <b>48.12</b> | 4    |
| 3     |  | Easton Area 11         | <b>48.15</b> | 4    |
| 4     |  | Warwick 03             | <b>48.79</b> | 4    |
| 5     |  | East Pennsboro Area 03 | <b>49.22</b> | 4    |
| 6     |  | Hempfield 03           | <b>49.22</b> | 4    |
| 7     |  | Shikellamy 04          | <b>49.23</b> | 4    |
| 8     |  | Palmyra 03             | <b>49.52</b> | 3    |
| 9     |  | Chambersburg 03        | <b>49.59</b> | 3    |
| 10    |  | Hatboro Horsham 01     | <b>49.93</b> | 3    |
| 11    |  | Governor Mifflin 03    | <b>50.06</b> | 4    |














| PLACE | VIDEO   | TEAM                          | MARK  | HEAT |
|-------|---|-------------------------------|-------|------|
| 12    |    | Trinity 03                    | 50.13 | 2    |
| 13    |    | York County School of Tech 03 | 50.14 | 3    |
| 14    |    | Wellsboro Area 04             | 50.29 | 3    |
| 15    |    | Greencastle-Antrim 03         | 50.57 | 2    |
| 16    |    | West York Area 03             | 50.75 | 3    |
| 17    |    | Abington Heights 02           | 50.78 | 3    |
| 18    |    | Bellwood Antis 06             | 50.80 | 2    |
| 19    |    | South Western 03              | 50.88 | 3    |
| 20    |    | Milton Area 04                | 51.23 | 2    |
| 21    |    | Susquenita 03                 | 51.28 | 2    |
| 22    |    | Lower Dauphin 03              | 52.04 | 1    |
| 23    |    | Danville Area 04              | 52.19 | 2    |
| 24    |    | North Penn - Mansfield 04     | 52.23 | 1    |
| 25    |    | Plum 07                       | 52.56 | 1    |
| 26    |   | Gettysburg Area 03            | 52.58 | 2    |
| 27    |  | Boiling Springs               | 52.83 | 1    |
| 28    |  | Susquehannock                 | 53.07 | 2    |
| 29    |  | Huntingdon Area 06            | 54.43 | 1    |
| 30    |  | Fairfield Area 03             | 56.05 | 1    |











### Girls 4x400 Meter Relay Finals

| PLACE | VIDEO   | TEAM                   | MARK    | HEAT |
|-------|---|------------------------|---------|------|
| 1     |  | Cumberland Valley 03   | 3:58.90 | 4    |
| 2     |  | State College 06       | 4:00.05 | 4    |
| 3     |  | Easton Area 11         | 4:01.32 | 4    |
| 4     |  | Altoona Area 06        | 4:02.48 | 4    |
| 5     |  | Hatboro Horsham 01     | 4:05.76 | 4    |
| 6     |  | Warwick 03             | 4:06.61 | 4    |
| 7     |  | West York Area 03      | 4:07.25 | 3    |
| 8     |  | Carlisle 03            | 4:09.51 | 3    |
| 9     |  | Chambersburg 03        | 4:10.08 | 3    |
| 10    |  | Ephrata 03             | 4:10.90 | 3    |
| 11    |  | East Pennsboro Area 03 | 4:11.25 | 3    |





















| PLACE | VIDEO | TEAM   | MARK           | HEAT |
|-------|-------|--|----------------|------|
| 12    |       |  Trinity 03             | <b>4:13.14</b> | 2    |
| 13    |       |  Susquenita 03          | <b>4:13.75</b> | 3    |
| 14    |       |  Williamsport Area 04   | <b>4:14.11</b> | 4    |
| 15    |       |  Dallastown 03          | <b>4:15.29</b> | 2    |
| 16    |       |  Hempfield 03           | <b>4:16.45</b> | 4    |
| 17    |       |  South Western 03       | <b>4:16.46</b> | 3    |
| 18    |       |  Holidaysburg 06        | <b>4:19.18</b> | 2    |
| 19    |       |  West Chester Rustin 01 | <b>4:19.39</b> | 3    |
| 20    |       |  Danville Area 04       | <b>4:20.90</b> | 2    |
| 21    |       |  Northern York 03       | <b>4:22.38</b> | 2    |
| 22    |       |  Plum 07                | <b>4:22.59</b> | 1    |
| 23    |       |  Milton Area 04         | <b>4:22.97</b> | 2    |
| 24    |       |  Annville-Cleona 03     | <b>4:23.99</b> | 2    |
| 25    |       |  Shippensburg 03        | <b>4:24.37</b> | 1    |
| 26    |       |  Bellwood Antis 06      | <b>4:26.10</b> | 2    |
| 27    |       |  Susquehannock          | <b>4:36.86</b> | 1    |
| 28    |       |  Wellsboro Area 04      | <b>4:37.58</b> | 1    |









### Girls 4x800 Meter Relay Finals

| PLACE | VIDEO | TEAM   | MARK            | HEAT |
|-------|-------|--|-----------------|------|
| 1     |       |  State College 06       | <b>9:31.49</b>  | 2    |
| 2     |       |  Easton Area 11         | <b>9:31.49</b>  | 2    |
| 3     |       |  Bellefonte Area 06     | <b>9:36.42</b>  | 2    |
| 4     |       |  West York Area 03      | <b>9:45.92</b>  | 2    |
| 5     |       |  Danville Area 04       | <b>9:57.81</b>  | 2    |
| 6     |       |  Mechanicsburg Area     | <b>9:58.16</b>  | 2    |
| 7     |       |  Blue Mountain 11       | <b>10:04.85</b> | 2    |
| 8     |       |  South Western 03       | <b>10:07.88</b> | 2    |
| 9     |       |  Carlisle 03            | <b>10:08.89</b> | 2    |
| 10    |       |  West Chester Rustin 01 | <b>10:15.65</b> | 2    |
| 11    |       |  Bellwood Antis 06      | <b>10:17.97</b> | 1    |
| 12    |       |  Milton Area 04         | <b>10:27.90</b> | 1    |
| 13    |       |  Annville-Cleona 03     | <b>10:31.72</b> | 1    |























| PLACE | VIDEO   | TEAM                      | MARK            | HEAT |
|-------|---|---------------------------|-----------------|------|
| 14    |  | North Penn - Mansfield 04 | <b>10:37.92</b> | 1    |
| 15    |  | Susquenita 03             | <b>10:41.40</b> | 1    |
| 16    |  | Northern Lebanon          | <b>10:46.45</b> | 1    |
| 17    |  | Lower Dauphin 03          | <b>10:48.82</b> | 1    |
| 18    |  | Susquehannock             | <b>10:59.97</b> | 1    |
| 19    |  | Greencastle-Antrim 03     | <b>11:00.75</b> | 1    |
| 20    |  | York Suburban             | <b>11:05.21</b> | 1    |
| 21    |  | Shippensburg 03           | <b>11:05.35</b> | 1    |
| 22    |  | Cumberland Valley 03      | <b>11:05.69</b> | 1    |
| 23    |  | Plum 07                   | <b>11:52.24</b> | 2    |













### Girls High Jump Finals

| PLACE | VIDEO   | ATHLETE              | TEAM                    | MARK           | WIND | HEAT |
|-------|---|----------------------|-------------------------|----------------|------|------|
| 1     |    | Isabelle Morrow      | 12 Williamsport Area 04 | <b>5-6.00</b>  |      | 1    |
| 2     |    | Josie Younkin        | 12 State College 06     | <b>5-3.00</b>  |      | 1    |
| 3     |  | Aviannah Jean-Pierre | 11 Easton Area 11       | <b>5-3.00</b>  |      | 1    |
| 4     |  | Aubrey Stuckey       | 12 Northern York 03     | <b>5-1.00</b>  |      | 1    |
| 5     |  | Kiana Seid           | 11 Abington Heights 02  | <b>4-11.00</b> |      | 1    |
| 5     |  | Taylor Lear          | 10 Altoona Area 06      | <b>4-11.00</b> |      | 1    |
| 5     |  | Helaina Williams     | 10 Hollidaysburg 06     | <b>4-11.00</b> |      | 1    |
| 5     |  | Emily Soullaird      | 12 South Western 03     | <b>4-11.00</b> |      | 1    |
| 9     |  | Meredith Staub       | 10 South Western 03     | <b>4-11.00</b> |      | 1    |
| 10    |  | Emma Yordy           | 10 Northern Lebanon     | <b>4-11.00</b> |      | 1    |
| 10    |  | Madison Twinchek     | 10 River Valley 06      | <b>4-11.00</b> |      | 1    |
| 12    |  | Juliette Zech        | 11 West York Area 03    | <b>4-11.00</b> |      | 1    |
| 13    |  | Sunny Davis          | 11 Carlisle 03          | <b>4-9.00</b>  |      | 1    |
| 13    |  | Anna Tyson           | 12 Bellefonte Area 06   | <b>4-9.00</b>  |      | 1    |
| 13    |  | Kaylee Knepp         | 9 Bellefonte Area 06    | <b>4-9.00</b>  |      | 1    |
| 13    |  | Mikaela Sistrunk     | 11 Chambersburg 03      | <b>4-9.00</b>  |      | 1    |
| 13    |  | Grace Brallier       | 11 Bedford 05           | <b>4-9.00</b>  |      | 1    |
| 13    |  | Kate Rothermel       | 11 Millersburg 03       | <b>4-9.00</b>  |      | 1    |
| 13    |  | Kemyia Parker        | 9 William Penn 03       | <b>4-9.00</b>  |      | 1    |
| 13    |  | Gianna Cornman       | 11 River Valley 06      | <b>4-9.00</b>  |      | 1    |

| PLACE | VIDEO   | ATHLETE           | TEAM                | MARK          | WIND | HEAT |
|-------|---|-------------------|---------------------|---------------|------|------|
| 13    |  | Sarah Williams    | 11 Red Lion         | <b>4-9.00</b> |      | 1    |
| 13    |  | Morgan Anthony    | 12 Parkland 11      | <b>4-9.00</b> |      | 1    |
| 13    |  | Maddie Gillis     | 9 Warwick 03        | <b>4-9.00</b> |      | 1    |
| 13    |  | Keturah Rice      | 12 Milton Area 04   | <b>4-9.00</b> |      | 1    |
| 13    |  | Elizabeth Schrock | 12 Milton Area 04   | <b>4-9.00</b> |      | 1    |
| 13    |  | Zoe Wilkes        | 12 Plum 07          | <b>4-9.00</b> |      | 1    |
| 13    |  | Evangelina Fisher | 10 Blue Mountain 11 | <b>4-9.00</b> |      | 1    |
| 13    |  | Ashley Berkheimer | 12 Trinity 03       | <b>4-9.00</b> |      | 1    |
















### Girls Long Jump Finals

| PLACE | VIDEO   | ATHLETE                  | TEAM                    | MARK            | WIND | HEAT |
|-------|---|--------------------------|-------------------------|-----------------|------|------|
| 1     |    | Olivia Thomas            | 9 Mid Valley 02         | <b>19-0.00</b>  |      | 3    |
| 2     |    | Alexa Giuffre-Cuculletto | 12 Pottsville Area 11   | <b>18-1.25</b>  |      | 3    |
| 3     |    | Nevaeh Baran             | 12 Greater Nanticoke 02 | <b>17-8.00</b>  |      | 3    |
| 4     |   | Ella Cherry              | 10 Bellwood Antis 06    | <b>17-3.75</b>  |      | 3    |
| 5     |  | Hannah Owulade           | 12 Altoona Area 06      | <b>17-2.25</b>  |      | 3    |
| 6     |  | Chloe Scanish            | 12 Trinity 03           | <b>17-1.25</b>  |      | 3    |
| 7     |  | Jaclyn Sahlaney          | 9 Hollidaysburg 06      | <b>16-11.00</b> |      | 3    |
| 8     |  | Isabelle Morrow          | 12 Williamsport Area 04 | <b>16-8.25</b>  |      | 2    |
| 9     |  | Abigail Hackett          | 10 Liberty 11           | <b>16-7.25</b>  |      | 2    |
| 10    |  | Jill Long                | 11 Altoona Area 06      | <b>16-6.00</b>  |      | 3    |
| 11    |  | Avey Powers              | 11 Bellwood Antis 06    | <b>16-4.75</b>  |      | 2    |
| 12    |  | Saige Cunningham         | 9 State College 06      | <b>16-1.25</b>  |      | 2    |
| 13    |  | Jayanah Jones            | 12 Milton Area 04       | <b>16-0.75</b>  |      | 1    |
| 14    |  | Lily Myers               | 11 Hempfield 03         | <b>16-0.00</b>  |      | 1    |
| 14    |  | Lake Dent                | 11 Selinsgrove 04       | <b>16-0.00</b>  |      | 1    |
| 14    |  | Jordynn Markey           | 9 South Western 03      | <b>16-0.00</b>  |      | 1    |
| 17    |  | Abbie Thomas             | 11 State College 06     | <b>15-11.75</b> |      | 2    |
| 18    |  | Madalynn Bailey          | 12 Williamson 04        | <b>15-10.75</b> |      | 3    |
| 19    |  | Taylor Lear              | 10 Altoona Area 06      | <b>15-10.50</b> |      | 2    |
| 20    |  | Molly McLaughlin         | 10 Dallastown 03        | <b>15-10.00</b> |      | 1    |
| 21    |  | Rayonna Bradshaw         | 11 William Penn 03      | <b>15-7.75</b>  |      | 1    |
| 22    |  | Isabella Owens           | 12 Palmyra 03           | <b>15-7.25</b>  |      | 2    |
















| PLACE | VIDEO   | ATHLETE           | TEAM                    | MARK     | WIND | HEAT |
|-------|---|-------------------|-------------------------|----------|------|------|
| 23    |  | Lily Weaver       | 12 West York Area 03    | 15-7.00  |      | 2    |
| 24    |  | Sara Gunning      | 11 Northern York 03     | 15-6.50  |      | 1    |
| 25    |  | Elizabeth Schrock | 12 Milton Area 04       | 15-6.25  |      | 1    |
| 26    |  | Aariele DeBarr    | 9 Easton Area 11        | 15-4.75  |      | 2    |
| 27    |  | Lily Smith        | 12 Warwick 03           | 15-4.25  |      | 2    |
| 28    |  | Eve Housley       | 12 Somerset Area 05     | 15-3.75  |      | 2    |
| 29    |  | Sydney Hetrick    | 11 Susquenita 03        | 15-2.25  |      | 1    |
| 30    |  | Jaxin Frazer      | 12 Chambersburg 03      | 14-11.50 |      | 1    |
| 31    |  | Madison Twinchek  | 10 River Valley 06      | 14-10.00 |      | 2    |
| 31    |  | Jillian Flowers   | 9 Warwick 03            | 14-10.00 |      | 1    |
| 33    |  | Mikayla Martin    | 11 Selinsgrove 04       | 14-6.00  |      | 1    |
| 34    |  | Chloe Parks       | 9 Greencastle-Antrim 03 | 14-1.25  |      | 1    |















## Girls Triple Jump Finals

| PLACE | VIDEO   | ATHLETE                 | TEAM                             | MARK     | WIND | HEAT |
|-------|---|-------------------------|----------------------------------|----------|------|------|
| 1     |  | Alexa Giuffre-Cuculetto | 12 Pottsville Area 11            | 38-10.75 |      | 3    |
| 2     |  | Nevaeh Baran            | 12 Greater Nanticoke 02          | 38-10.00 |      | 3    |
| 3     |  | Ella Cherry             | 10 Bellwood Antis 06             | 38-4.00  |      | 3    |
| 4     |  | Jill Long               | 11 Altoona Area 06               | 37-9.00  |      | 3    |
| 5     |  | Hannah Owulade          | 12 Altoona Area 06               | 37-8.75  |      | 3    |
| 6     |  | Margaret Daly           | 12 Phoenixville Area 01          | 37-7.00  |      | 3    |
| 7     |  | Saige Cunningham        | 9 State College 06               | 37-5.50  |      | 3    |
| 8     |  | Ava Maigur              | 11 Easton Area 11                | 37-2.75  |      | 3    |
| 9     |  | Aniyah Jones            | 11 York County School of Tech 03 | 36-6.00  |      | 2    |
| 10    |  | Olivia Coy              | 12 Chambersburg 03               | 35-10.50 |      | 2    |
| 11    |  | Elizabeth Schrock       | 12 Milton Area 04                | 35-6.75  |      | 3    |
| 12    |  | Jayanah Jones           | 12 Milton Area 04                | 35-6.50  |      | 3    |
| 13    |  | Kiana Seid              | 11 Abington Heights 02           | 35-3.00  |      | 2    |
| 14    |  | Jordynn Markey          | 9 South Western 03               | 35-1.50  |      | 2    |
| 15    |  | Efemena Efeturi         | 11 Cumberland Valley 03          | 34-10.00 |      | 2    |
| 16    |  | Eliza Lentz             | 12 Covenant Christian Academy    | 34-9.00  |      | 1    |
| 17    |  | DeLaney Foster          | 12 Liberty 11                    | 34-8.75  |      | 2    |
| 18    |   |                         | 9 Hollidaysburg 06               | 34-4.00  |      | 1    |


















| PLACE | VIDEO   | ATHLETE  | TEAM                  | MARK     | WIND | HEAT |
|-------|---|--|-----------------------|----------|------|------|
|       |   |  Samira Patel |                       |          |      |      |
| 19    |  | Sara Gunning   | 11 Northern York 03   | 34-3.00  |      | 1    |
| 20    |  | Madison Long   | 12 Annville-Cleona 03 | 33-7.75  |      | 1    |
| 21    |  | Addison Zimmerman  | 12 Chambersburg 03    | 33-5.50  |      | 1    |
| 22    |  | Eve Housley  | 12 Somerset Area 05   | 33-5.25  |      | 1    |
| 23    |  | Elli Yaeger  | 12 Hempfield 03       | 33-4.00  |      | 3    |
| 24    |  | Keturah Rice   | 12 Milton Area 04     | 33-2.50  |      | 2    |
| 24    |  | Chloe Scanish  | 12 Trinity 03         | 33-2.50  |      | 2    |
| 26    |  | Rhyan Brennan  | 11 Pottsville Area 11 | 33-2.00  |      | 1    |
| 27    |  | Alexis Wolf  | 11 Carlisle 03        | 33-1.00  |      | 1    |
| 27    |  | Meghan Wechsler  | 9 Susquenita 03       | 33-1.00  |      | 1    |
| 29    |  | Isla Twoey   | 10 Wellsboro Area 04  | 32-11.50 |      | 1    |
| 30    |  | Alessia LaMantia   | 12 River Valley 06    | 32-9.25  |      | 1    |
| 31    |  | Abbie Thomas   | 11 State College 06   | 32-6.75  |      | 2    |
| 32    |  | Scarlett Skirboll  | 10 River Valley 06    | 32-4.00  |      | 1    |






















## Girls Pole Vault Finals

| PLACE | VIDEO   | ATHLETE               | TEAM                      | MARK    | WIND | HEAT |
|-------|---|-----------------------|---------------------------|---------|------|------|
| 1     |  | Sadie Giampetro       | 12 Lower Dauphin 03       | 12-3.00 |      | 1    |
| 2     |  | Tessa Comegna         | 11 Dover 03               | 11-6.00 |      | 1    |
| 3     |  | Isabelle Fox          | 12 Northern York 03       | 11-0.00 |      | 1    |
| 3     |  | Grace Buonaccorsi     | 12 Huntingdon Area 06     | 11-0.00 |      | 1    |
| 5     |  | Gabby Bolze           | 10 West Perry 03          | 11-0.00 |      | 1    |
| 6     |  | Sophia Genditzki      | 11 Bedford 05             | 11-0.00 |      | 1    |
| 7     |  | Jolene Patton         | 12 Shippensburg 03        | 10-6.00 |      | 1    |
| 7     |  | Samantha Schultz      | 11 Parkland 11            | 10-6.00 |      | 1    |
| 9     |  | Ava Warble            | 12 Lower Dauphin 03       | 10-6.00 |      | 1    |
| 10    |  | Victoria Schellenberg | 12 Bellefonte Area 06     | 10-6.00 |      | 1    |
| 11    |  | Nyah Shukla           | 11 East Pennsboro Area 03 | 10-6.00 |      | 1    |
| 12    |  | Addisyn Rayhart       | 9 Boiling Springs         | 10-6.00 |      | 1    |
| 13    |  | Alyssa Cook           | 12 Minersville Area 11    | 10-0.00 |      | 1    |
| 13    |  | Sarah Bronowicz       | 11 Shikellamy 04          | 10-0.00 |      | 1    |
| 13    |  | Annalise Renner       | 12 Kennard-Dale 03        | 10-0.00 |      | 1    |
| 13    |   |                       | 11 Easton Area 11         | 10-0.00 |      | 1    |









| PLACE | VIDEO | ATHLETE  | TEAM                    | MARK           | WIND | HEAT |
|-------|-------|--|-------------------------|----------------|------|------|
|       |       |  Sophie Braido    |                         |                |      |      |
| 13    |       |  Adelyn Zimmerman | 12 Ephrata 03           | <b>10-0.00</b> |      | 1    |
| 18    |       |  Rosemarie Walsh  | 10 Lower Dauphin 03     | <b>9-6.00</b>  |      | 1    |
| 18    |       |  Kiana Seid       | 11 Abington Heights 02  | <b>9-6.00</b>  |      | 1    |
| 18    |       |  Ada Velazquez    | 12 Chambersburg 03      | <b>9-6.00</b>  |      | 1    |
| 18    |       |  Sophia Hamby     | 12 Hempfield 03         | <b>9-6.00</b>  |      | 1    |
| 22    |       |  Isabel Zulli     | 10 Lower Dauphin 03     | <b>9-0.00</b>  |      | 1    |
| 22    |       |  Olivia Rishel    | 11 Bellwood Antis 06    | <b>9-0.00</b>  |      | 1    |
| 22    |       |  Vittoria Faccio  | 12 Ephrata 03           | <b>9-0.00</b>  |      | 1    |
| 25    |       |  Caitlin Shay     | 12 Annville-Cleona 03   | <b>8-6.00</b>  |      | 1    |
| 25    |       |  Daphne Seran     | 10 Cumberland Valley 03 | <b>8-6.00</b>  |      | 1    |
| 25    |       |  Emslee Leibfreid | 9 Bedford 05            | <b>8-6.00</b>  |      | 1    |
| 25    |       |  Annalaye Glenn   | 12 Warwick 03           | <b>8-6.00</b>  |      | 1    |
| 25    |       |  Lily Oliver      | 12 Trinity 03           | <b>8-6.00</b>  |      | 1    |




























## Girls Discus Finals

| PLACE | VIDEO | ATHLETE   | TEAM                             | MARK             | WIND | HEAT |
|-------|-------|---|----------------------------------|------------------|------|------|
| 1     |       |  Emma Taneyhill    | 11 Bellwood Antis 06             | <b>132-7.00</b>  |      | 3    |
| 2     |       |  Isabella Furgison | 11 Selinsgrove 04                | <b>128-11.00</b> |      | 3    |
| 3     |       |  Alyssa Lipski     | 11 State College 06              | <b>127-4.00</b>  |      | 3    |
| 4     |       |  Alexis McRoberts  | 12 Canton Area 04                | <b>126-7.00</b>  |      | 3    |
| 5     |       |  Lauryn Hose       | 12 Northern York 03              | <b>124-5.00</b>  |      | 3    |
| 6     |       |  Lydia Tate        | 12 State College 06              | <b>124-1.00</b>  |      | 3    |
| 7     |       |  Kihlee Noel       | 12 Altoona Area 06               | <b>118-1.00</b>  |      | 3    |
| 8     |       |  Serafina Richards | 11 Chambersburg 03               | <b>117-0.00</b>  |      | 3    |
| 9     |       |  Maddie Marks      | 12 Susquehannock                 | <b>114-2.00</b>  |      | 3    |
| 10    |       |  Alayna Schopf     | 12 Red Lion                      | <b>108-0.00</b>  |      | 3    |
| 11    |       |  Hannah McDermott  | 10 York County School of Tech 03 | <b>107-9.00</b>  |      | 3    |
| 12    |       |  Esther Reed       | 12 Big Spring                    | <b>106-6.00</b>  |      | 2    |
| 13    |       |  Isabella George   | 10 Warwick 03                    | <b>105-0.00</b>  |      | 2    |
| 14    |       |  Sophia Woll       | 11 Blue Mountain 11              | <b>104-10.00</b> |      | 1    |
| 15    |       |  Morgan O'Hara     | 12 Upper Perkiomen               | <b>103-11.00</b> |      | 2    |
| 16    |       |  Kassidy Hinson    | 12 Spring Grove 03               | <b>103-7.00</b>  |      | 2    |
| 17    |       |  Dakota Martin     | 12 Warwick 03                    | <b>101-10.00</b> |      | 2    |




| PLACE | VIDEO | ATHLETE   | TEAM                        | MARK            | WIND | HEAT |
|-------|-------|---|-----------------------------|-----------------|------|------|
|       |       |                      |                             |                 |      |      |
| 18    |       |  Erin Ulcay          | 12 Phoenixville Area 01     | <b>101-3.00</b> | 1    |      |
| 19    |       |  Reagan Wentzel      | 12 Millersburg 03           | <b>99-10.00</b> | 2    |      |
| 20    |       |  Grace Myers         | 11 Warwick 03               | <b>99-9.00</b>  | 1    |      |
| 21    |       |  Katelyn Kyper       | 11 Huntingdon Area 06       | <b>98-4.00</b>  | 3    |      |
| 22    |       |  Charlotte Morrissey | 10 Notre Dame Green Pond 11 | <b>98-3.00</b>  | 2    |      |
| 23    |       |  Kendra Chubb        | 11 East Pennsboro Area 03   | <b>97-11.00</b> | 2    |      |
| 24    |       |  Sayde Loucks        | 11 Williamson 04            | <b>97-10.00</b> | 1    |      |
| 25    |       |  Evelyn Gates        | 9 Hempfield 03              | <b>96-6.00</b>  | 1    |      |
| 26    |       |  Kaylynn Decker      | 11 Northern York 03         | <b>95-9.00</b>  | 1    |      |
| 27    |       |  Megan Reed          | 10 Meadowbrook Christian    | <b>95-1.00</b>  | 1    |      |
| 28    |       |  Charlize Smith      | 12 Easton Area 11           | <b>93-8.00</b>  | 2    |      |
| 29    |       |  Jacelyn Henninger   | 12 Millersburg 03           | <b>93-1.00</b>  | 2    |      |
| 30    |       |  Sienna Short        | 11 Milton Area 04           | <b>92-0.00</b>  | 2    |      |
| 31    |       |  Avery Miller        | 12 Minersville Area 11      | <b>91-0.00</b>  | 2    |      |
| 32    |       |  Brynn Woodall       | 11 Lower Dauphin 03         | <b>90-5.00</b>  | 1    |      |
| 33    |       |  Allison Moore     | 12 South Western 03         | <b>90-2.00</b>  | 1    |      |
| 34    |       |  Emily Weimer      | 9 Northern Lebanon          | <b>90-1.00</b>  | 1    |      |
| 35    |       |  Melanie Thoman    | 12 Dover 03                 | <b>86-0.00</b>  | 2    |      |
| 36    |       |  Caroline Barnes   | 10 Greencastle-Antrim 03    | <b>84-5.00</b>  | 1    |      |
| 37    |       |  Michaela Funyak   | 10 River Valley 06          | <b>80-5.00</b>  | 1    |      |
| 38    |       |  Sara Feagley      | 11 Northern Lebanon         | <b>65-8.00</b>  | 1    |      |































### Girls Javelin Finals

| PLACE | VIDEO | ATHLETE  | TEAM                   | MARK             | WIND | HEAT |
|-------|-------|--|------------------------|------------------|------|------|
| 1     |       |  Morgan O'Hara  | 12 Upper Perkiomen     | <b>140-6.00</b>  | 3    |      |
| 2     |       |  Annalyse Yost  | 12 Altoona Area 06     | <b>130-5.00</b>  | 3    |      |
| 3     |       |  Sienna Short   | 11 Milton Area 04      | <b>129-1.00</b>  | 3    |      |
| 4     |       |  Madison Miller | 12 Bellefonte Area 06  | <b>120-1.00</b>  | 3    |      |
| 5     |       |  Emily Waltman  | 12 Milton Area 04      | <b>115-5.00</b>  | 3    |      |
| 6     |       |  Megan Kelly    | 12 Altoona Area 06     | <b>111-4.00</b>  | 3    |      |
| 7     |       |  Madison Eyster | 12 South Western 03    | <b>110-11.00</b> | 2    |      |
| 8     |       |  Avery Miller   | 12 Minersville Area 11 | <b>109-6.00</b>  | 3    |      |
| 9     |       | Sunny Duncan   | 11 Cedar Cliff 03      | <b>108-2.00</b>  | 3    |      |

| PLACE | VIDEO   | ATHLETE   | TEAM                             | MARK             | WIND | HEAT |
|-------|---|---|----------------------------------|------------------|------|------|
|       |   |  |                                  |                  |      |      |
| 10    |    | Carrie King   | 12 Milton Area 04                | <b>106-7.00</b>  | 3    |      |
| 11    |    | Kiayah Walters  | 10 Huntingdon Area 06            | <b>105-11.00</b> | 1    |      |
| 12    |    | Vanessa Ball  | 12 Parkland 11                   | <b>105-7.00</b>  | 2    |      |
| 13    |    | Camden Winters  | 12 Shippensburg 03               | <b>104-8.00</b>  | 2    |      |
| 14    |    | Lily Persing  | 12 Shikellamy 04                 | <b>103-4.00</b>  | 1    |      |
| 15    |    | Brynn Woodall   | 11 Lower Dauphin 03              | <b>103-3.00</b>  | 3    |      |
| 16    |    | Taryn Gobrecht  | 12 South Western 03              | <b>102-8.00</b>  | 3    |      |
| 16    |    | Kassidy Hinson  | 12 Spring Grove 03               | <b>102-8.00</b>  | 2    |      |
| 18    |    | Grace Muriceak  | 11 Hollidaysburg 06              | <b>102-0.00</b>  | 2    |      |
| 19    |    | Emily Dennis  | 12 Abington Heights 02           | <b>101-2.00</b>  | 2    |      |
| 20    |    | Abbie Vates   | 11 Palmyra 03                    | <b>100-5.00</b>  | 2    |      |
| 21    |    | Aleyah Collins  | 10 Gettysburg Area 03            | <b>99-10.00</b>  | 2    |      |
| 22    |    | Alannah Coleman   | 11 Greencastle-Antrim 03         | <b>99-9.00</b>   | 1    |      |
| 23    |    | Kendall Koch  | 12 Blue Mountain 11              | <b>99-5.00</b>   | 2    |      |
| 24    |    | Ella Rensel   | 11 Mechanicsburg Area            | <b>97-3.00</b>   | 1    |      |
| 25    |  | Jada Dillard  | 11 Millersburg 03                | <b>97-2.00</b>   | 2    |      |
| 26    |  | Vivian Romberger  | 10 Millersburg 03                | <b>97-0.00</b>   | 1    |      |
| 27    |  | Sarah Bauhaus   | 12 Susquehannock                 | <b>96-11.00</b>  | 3    |      |
| 28    |  | Madison Mcdonald  | 11 Greencastle-Antrim 03         | <b>96-1.00</b>   | 1    |      |
| 29    |  | Nysya Holland   | 12 York County School of Tech 03 | <b>96-0.00</b>   | 1    |      |
| 30    |  | Anabella Pulaski  | 11 Annville-Cleona 03            | <b>95-1.00</b>   | 2    |      |
| 31    |  | Kacey Martz   | 12 Bedford 05                    | <b>94-9.00</b>   | 2    |      |
| 32    |  | Paige Wehnert   | 11 Cedar Cliff 03                | <b>90-8.00</b>   | 1    |      |
| 33    |  | Alexa Rank  | 11 Northern York 03              | <b>89-10.00</b>  | 1    |      |
| 34    |  | Iyrie Yoder   | 12 Hempfield 03                  | <b>89-1.00</b>   | 1    |      |
| 35    |  | Sydney Hepner   | 12 Northern York 03              | <b>85-1.00</b>   | 1    |      |

### Girls Shot Put Finals

| PLACE | VIDEO   | ATHLETE           | TEAM                | MARK           | WIND | HEAT |
|-------|---|-------------------|---------------------|----------------|------|------|
| 1     |  | Isabella Furgison | 11 Selinsgrove 04   | <b>45-6.00</b> | 3    |      |
| 2     |  | Lydia Tate        | 12 State College 06 | <b>40-7.00</b> | 3    |      |
| 3     |  | Kihlee Noel       | 12 Altoona Area 06  | <b>39-8.00</b> | 3    |      |
| 4     |   | Melanie Thoman    | 12 Dover 03         | <b>37-7.50</b> | 3    |      |

| PLACE | VIDEO | ATHLETE  | TEAM                             | MARK            | WIND | HEAT |
|-------|-------|--|----------------------------------|-----------------|------|------|
|       |       |                       |                                  |                 |      |      |
| 5     |       |  Alexis McRoberts     | 12 Canton Area 04                | <b>37-7.25</b>  |      | 3    |
| 6     |       |  Alyssa Lipski        | 11 State College 06              | <b>36-10.75</b> |      | 3    |
| 7     |       |  Grace Myers          | 11 Warwick 03                    | <b>35-11.00</b> |      | 3    |
| 8     |       |  Megan Reed           | 10 Meadowbrook Christian         | <b>34-10.25</b> |      | 3    |
| 9     |       |  Reagan Wentzel       | 12 Millersburg 03                | <b>34-6.25</b>  |      | 3    |
| 10    |       |  Haley Banonis        | 9 Blue Mountain 11               | <b>33-9.00</b>  |      | 1    |
| 11    |       |  Lauryn Hose          | 12 Northern York 03              | <b>33-7.50</b>  |      | 3    |
| 12    |       |  Esther Reed          | 12 Big Spring                    | <b>33-4.00</b>  |      | 3    |
| 13    |       |  Kendra Chubb         | 11 East Pennsboro Area 03        | <b>33-1.25</b>  |      | 2    |
| 14    |       |  Jada Dillard         | 11 Millersburg 03                | <b>32-11.50</b> |      | 2    |
| 15    |       |  Isabella George      | 10 Warwick 03                    | <b>32-11.25</b> |      | 2    |
| 16    |       |  Patrice Pittman      | 10 South Western 03              | <b>32-8.50</b>  |      | 2    |
| 17    |       |  Alayna Schopf        | 12 Red Lion                      | <b>32-4.00</b>  |      | 2    |
| 18    |       |  Nysya Holland        | 12 York County School of Tech 03 | <b>32-3.75</b>  |      | 2    |
| 19    |       |  Erin Ulcay           | 12 Phoenixville Area 01          | <b>32-2.25</b>  |      | 1    |
| 20    |       |  Alexandra McDowell | 10 River Valley 06               | <b>31-7.25</b>  |      | 1    |
| 21    |       |  Mikaila Collins    | 11 Chambersburg 03               | <b>31-1.00</b>  |      | 1    |
| 22    |       |  Arianna John       | 12 Minersville Area 11           | <b>30-10.25</b> |      | 2    |
| 23    |       |  Kaylee Reichhold   | 11 Somerset Area 05              | <b>30-9.00</b>  |      | 1    |
| 24    |       |  Lauren Brick       | 12 Hollidaysburg 06              | <b>30-7.75</b>  |      | 1    |
| 25    |       |  Kassidy Hinson     | 12 Spring Grove 03               | <b>30-7.50</b>  |      | 2    |
| 26    |       |  Dakota Martin      | 12 Warwick 03                    | <b>30-6.50</b>  |      | 2    |
| 27    |       |  Chloe Gbur         | 10 Parkland 11                   | <b>30-4.50</b>  |      | 1    |
| 28    |       |  Jacelyn Henninger  | 12 Millersburg 03                | <b>30-4.25</b>  |      | 2    |
| 29    |       |  Jasmine Harris     | 11 State College 06              | <b>29-11.50</b> |      | 1    |
| 30    |       |  Hannah McDermott   | 10 York County School of Tech 03 | <b>29-9.00</b>  |      | 2    |
| 31    |       |  Molly Mumma        | 11 Cumberland Valley 03          | <b>29-8.75</b>  |      | 2    |
| 32    |       |  Evelyn Gates       | 9 Hempfield 03                   | <b>29-5.75</b>  |      | 2    |
| 33    |       |  Kiayah Walters     | 10 Huntingdon Area 06            | <b>29-1.50</b>  |      | 1    |
| 34    |       |  Aniera Perry       | 12 Blue Mountain 11              | <b>28-11.00</b> |      | 1    |
| 35    |       |  Gabrielle Kline    | 12 Solanco 03                    | <b>28-2.75</b>  |      | 1    |

































## **Events List**

**Boys 100 Meter Dash Finals**

---

**Boys 200 Meter Dash Finals**

---

**Boys 400 Meter Dash Finals**

---

**Boys 800 Meter Run Finals**

---

**Boys 1600 Meter Run Finals**

---

**Boys 3200 Meter Run Finals**

---

**Boys 110 Meter Hurdles Finals**

---

**Boys 300 Meter Hurdles Finals**

---

**Boys 4x100 Meter Relay Finals**

---

**Boys 4x400 Meter Relay Finals**

---

**Boys 4x800 Meter Relay Finals**

---

**Boys High Jump Finals**

---

**Boys Long Jump Finals**

---

**Boys Triple Jump Finals**

---

**Boys Pole Vault Finals**

---

**Boys Discus Finals**

---

**Boys Javelin Finals**

---

**Boys Shot Put Finals**

---

**Girls 100 Meter Dash Finals**

---

**Girls 200 Meter Dash Finals**

---

**Girls 400 Meter Dash Finals**

---

**Girls 800 Meter Run Finals**

---

**Girls 1600 Meter Run Finals**

---

**Girls 3200 Meter Run Finals**

---

**Girls 100 Meter Hurdles Finals**

---

**Girls 300 Meter Hurdles Finals**

---

**Girls 4x100 Meter Relay Finals**

---

**Girls 4x400 Meter Relay Finals**

---

**Girls 4x800 Meter Relay Finals**

---

**Girls High Jump Finals**

---

**Girls Long Jump Finals**

---

**Girls Triple Jump Finals**

---

**Girls Pole Vault Finals**

---

**Girls Discus Finals**

---

**Girls Javelin Finals**

---

**Girls Shot Put Finals**

---

*MileSplit PRO*

To get the full depth of our  
meet coverage, become  
PRO!

[JOIN NOW](#)

---