



# THE BADGER CONNECTION

## Badger Plumbing, Heating & Mechanical Inc. Monthly Newsletter August 2020

### Join The Family Today



We strive to be your one stop plumbing & heating company that establishes and maintains a great relationship with each of our customers.

We started this newsletter so our customers could get to know a little more about us and what we do. Signing up for our newsletter will instantly give you access to money-saving coupons that you can use immediately on any plumbing or heating service you may need, and future issues will give you more exclusive offers and coupons you won't find anywhere else. We'll also send you tips, tricks and conservation recommendations on various plumbing & heating topics to help make your home life as trouble-free as possible, and throw in some of our favorite recipes, too! Click the link below to sign up.

Sign Up  
Today!

## CALLING ALL LICENSED PLUMBERS & HEAT TECHNICIANS!!



### Come Join Our Team

We are currently accepting applications for licensed plumbers and experienced heat technicians. Must be motivated,

**WE ARE  
HIRING!**

hard working, and dependable.  
Competitive pay, incentives, tool  
reimbursement, tuition assistance plus  
much more!  
Send resume to following email

**APPLY HERE**

## DID YOU KNOW?

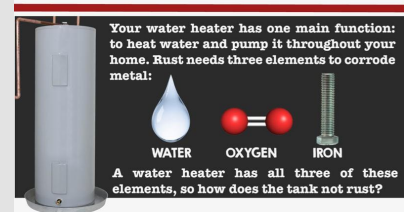
### The Sacrificial Rod

Your water heater has one primary function, and that is to heat water. It does this pretty well most of the time, by conducting heat through metal, and warming up gallons of water that is then moved through your home when you turn on the tap. Your water heater would be a crumbling mess without a small rod inserted into the top of the tank. This rod is called an anode rod (or sometimes a sacrificial anode rod). Rust, or corrosion of metal, happens with three things: iron (or steel), oxygen and water. These are all plentiful in a water heater tank. So, water heater manufacturers place an anode rod into the tank. An anode rod is made up of magnesium, zinc or aluminum. Zinc, magnesium and aluminum are less-noble metals, meaning they corrode (rust) quickly in water.

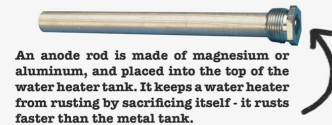
The anode rod is sacrificing itself to save the lining of the tank. At some point, all of the magnesium or aluminum of the rod will have rusted away, and it will no longer have electrons to give up to save the tank's electrons from the rusting process. When the anode rod has rusted away, the water heater's tank may begin to rust, which will cause the water heater to fail – and you'll end up paying hundreds for a brand new water heater.

**It is recommend you change out your anode rod every four years. And by doing this it can DOUBLE the life expectancy of you tank! So if it's time to change yours, give us a call to schedule.**

### WHAT IS AN ANODE ROD & HOW DOES IT WORK?



### An Anode Rod

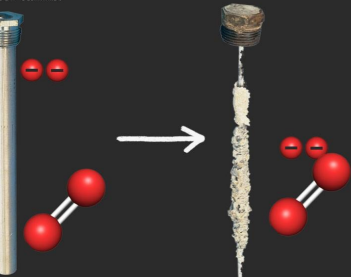


### The Chemistry of Rust

The chemical reaction for rust begins with metal giving up two electrons to oxygen molecules in water.

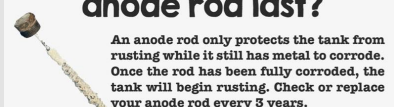


When the anode rod is in the water heater tank, the oxygen molecule wants to take two electrons from the anode rod or the tank. The anode rod gives up its two electrons quicker than the tank's metal, and corrodes.



When the anode rod is in the water heater tank, the oxygen molecule wants to take two electrons from the anode rod or the tank. The anode rod gives up its two electrons quicker than the tank's metal, and corrodes.

### How long does the anode rod last?



## **BADGER'S DESIGN ON A DIME**

### **\$20 Bathroom Organization Ideas**

Mason jars have become part of decor around the house, and that means you can bring them into bathroom spaces, too.

Here we combined four jars to put cotton swabs, makeup brushes, toothbrushes and other items within reach at the sink.

We used Mason jars and a slab of wood ( 2 feet by 7 inches). But the key is attaching the jars to the wood with hose clamps, which are found in the plumbing section of a home improvement store. Next we used a power drill and screws that we had on hand and some leftover stain to help put it all together.

This project can be completed for about \$20.



Each month we will showcase kitchen and bath design ideas for \$20 or less. We would love to see what creative ideas our customers have.

Please upload your designs to the following email: [BPHM](mailto:BPHM) We will showcase a new idea each month. You will be entered into our **"Free Faucet Giveaway"**\*. Where the winner will get to pick a new bathroom vanity faucet.

\*Keep an eye out in Septembers newsletter for **"Free Faucet Giveaway"** details

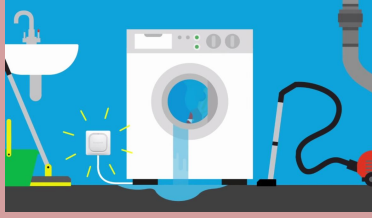
## **NOTE WORTHY SMART HOME PRODUCTS**

### **SMART HOME WATER LEAK DETECTION**

Smart products are a great way to protect your assets and save money. Leaks sensors are becoming more and more popular. Especially with homeowners who own a second home.



There are many different types of leak sensors. We can help find the right one for you!



Never again worrying about the washing machine overflowing



No need to worry about your water heater leaking while away on vacation!

## A direct and compelling headline

Leak sensors detect water leaks throughout the home or building, immediately shuts off the water supply and alerts the homeowner or building owner before any damage can occur. The water monitoring and leak prevention system gives homeowners complete control by protecting priceless investments from devastating water damage that can lead to mold formation. The shut-off valve is an electronic motorized brass ball valve that connects to the main water line. When a leak occurs, it receives a signal from the sensor and automatically shuts off the water coming into the home. To install, simply place sensors behind appliances, under pipes and other locations where leaks might occur.

These are a must have if you own a property that is not always occupied. There are many different brands to choose from and it can be overwhelming. So give Badger Plumbing a call and we can help you find the best fit for you home or business.

---

---

### 10 Plumbing Tips Every Homeowner Should Know

Master These Basics to Avoid Plumbing Nightmares Imagine waking up tomorrow to a lake where your basement used to be. Boxes of old family photos and high school yearbooks are completely destroyed. You pinch yourself and realize that this isn't a...

**Read more**  
**[docs.google.com](https://docs.google.com)**

---

## Badger's Kitchen

August Grill pick of the month





## BBQ PINEAPPLE CHICKEN KABOBS

So saucy, so sticky, and just so darn good! The chicken is perfectly tender with chunks of fresh pineapple, pepper and onion

## BBQ PINEAPPLE CHICKEN KABOBS

yield: 6 SERVINGS prep time: 2 HOURS 30 MINUTES cook time: 20 MINUTES total time: 2 HOURS 50 MINUTES


### INGREDIENTS

- 2/3 cup barbecue sauce
- 2/3 cup teriyaki sauce
- 3 cloves garlic, minced
- 1 tablespoon freshly grated ginger
- 2 pounds boneless, skinless chicken breasts, cut into 1-inch chunks
- 2 cups fresh pineapple chunks
- 1 red bell pepper, cut into 1 1/2-inch pieces
- 1 sweet onion, cut into 1 1/2-inch pieces
- 2 tablespoons canola oil
- Kosher salt and freshly ground black pepper, to taste



### DIRECTIONS:

1. In a medium bowl, combine barbecue sauce, teriyaki sauce, garlic and ginger. Reserve 1/2 cup and set aside.
2. In a gallon size Ziploc bag or large bowl, combine barbecue sauce mixture and chicken; marinate for at least 2 hours to overnight, up to 8 hours, turning the bag occasionally. Drain the chicken from the marinade.
3. Thread chicken, pineapple, bell pepper and onion onto skewers. Brush with canola oil; season with salt and pepper, to taste.
4. Preheat grill to medium heat.
5. Add skewers to grill, and cook, turning occasionally, until the chicken is completely cooked through, reaching an internal temperature of 165 degrees F, about 10 minutes. Brush skewers with reserved barbecue sauce mixture, cooking for an additional 1-2 minutes.
6. Serve immediately.



"Your husband started without me, didn't he?"

**ENJOY  
\$30 OFF**

**SUMP PUMP  
REPLACEMENT**

**CALL TO SCHEDULE  
TODAY!**

Offer valid through 10/31/2020. Can not be combined  
with any other offer. Mention at time of scheduling.

**ENJOY  
\$40 OFF**

**WATER HEATER  
REPLACEMENT**

**CALL TO SCHEDULE  
TODAY!**

Offer valid through 10/31/2020. Can not be combined  
with any other offer. Mention at time of scheduling.

