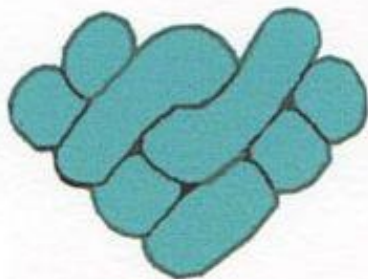


March
2025



Harvest Loom

Southern Nevada Handweavers and Spinners Guild, Inc.

a.k.a. Las Vegas Fiber Arts Guild

Saturday, March 08, 2025

at 9:00 am PST

The Guild meeting will be in person and also via Zoom, starting at 9:00 am

In person meeting: All Saint's Episcopal Church, 4201 West Washington Ave, LV. Directions page 5.

Zoom will be available: Diana Smith will be sending you a link to the meeting before March 8, 2025.

Please EMAIL photos to Diana for Show and Tell.

ACTIVITIES & PROGRAM:

After the business meeting, about 10 am, Hermi will give us a lesson how to weave narrow bands on an inkle loom: **Inkle Weaving 101.**

See description to the right of this page.

Inkle Weaving 101

By Hermi Hiatt

An "inkle" is a narrow band, and an inkle loom is a simple loom designed for weaving narrow but strong strips of fabric.

Bands may be woven in simple plain weave, or with warp manipulations to get intricate patterns.

Inkle bands can be used for belts, guitar straps, hat bands, shoelaces, lanyards, or short strips for bookmarks.

There are many styles of inkle looms, from Schacht inkle loom to Ashford Inklette, and many more.

Hermi will show you examples during her presentation.



INSIDE THIS ISSUE

Minutes February 8, 2025	2
President's message	3
Show & Tell	4
IWC Workshops/ Cashmere deconstruction	5
Directions to meeting place	6
Library Thing/2024 Board/Spinning Circle	6
Odds and Ends	7
Minutes of Board meeting Feb 23	8, 9
Membership application form	10

2025 Guild Meetings—SAVE THE DATES

April 12, 2025: Program- "Project Management" from start to finish of new projects, by Stephanie Bryant

May 10, 2025 Program- Exploring "Handweaving.net" by Jami Johnson

Southern Nevada Handweavers & Spinners Guild, Inc.

Minutes of the February 8, 2025 Meeting

A meeting of the Southern Nevada Handweavers and Spinners Guild, Inc. was held on February 8, 2025, in person at All Saint's Episcopal Church and on Zoom.

Attending in-person were: Charles Parker, Vicki Johnson, Ginny Deppe, Rich Deppe, Elaine Eggink, Sue Wainscott, Janet Mayers, Jami Johnson, Lorelle Nelson, Elizabeth LaRue, Stephanie Peters, Danielle Hanson, Elizabeth Preston, Elaine Morris, Diana Smith, Mina Campos, Cinda Towne, Lori Lee, Sara Wiegard, Lianna Fitzpatrick, Sarah Freeman, Audrey Strehlow, Brenda Beaman, Emily Buchwald, Meg Harrington, (new member), Charmonte Malbon, visitor, and Collin Charity (repeat visitor from Ohio)

Attending on Zoom: Maurine Adrezin, Jodell Larimer, Stephanie Bryant, Maria Ipharr, and Isar King.

Rich Deppe called the meeting to order at 9:08 am by welcoming all. He also introduced our visitors, Collin and Charmonte, and new member Meg.

Approval of Minutes: The January minutes were approved as amended to read "the *Guild* (rather than *she*) now has an on-line account with the Post Office." Charles moved and Maurine seconded that we approve the amended January minutes. The motion was unanimously approved.

REPORTS

Treasurer and Membership Report: Cinda reported that we have \$4,650.67 in our checking account. She reminded us that we need to spend some of this money on workshops. Rick said that there is a committee meeting soon to plan to spend some of this money!

Committee Reports

Newsletter: Hermi was not able to attend today, but has requested that no one send 'big' picture files as it freezes her computer. No one should be sending an email with more than 5 mb total in photos, nor bigger than 1 mb per picture. There will soon be a write-up on the website on how to reduce the size of pictures for Windows/Android and Apple computers and phones.

Workshops: Maurine had nothing to report on Workshops. Rich announced that there will be a committee to work on this planning in 2 weeks. Stay tuned.

Raffle: Ginny said there's lots of stuff, so come and buy tickets!

Historian: Elaine, our Historian, has nothing to announce. She's working to learn how to handle the position.

Web and Social Media: Sue reminded all of us that we have a website and please visit it! She is working on descriptions to go with the photos, and she will be asking questions. She also asked that if you see mistakes on the website, please let her know and she'll correct it.

Equipment and Library: **Equipment:** Janet reminded us that though we've downsized our storage, we still have equipment to rent, such as a Baby wolf 8 shaft loom, a cricket loom, 3 Voyager table looms, some Kumihimo equipment and shuttles. Please see the website for a total inventory. **Library:** Janet announced that the guild has a new book "Basket Coiling with Blanket Stitch" by Brynhild Tophøj, with Danish to English translation assistance by our own Lorelle Nelson. Janet has also ordered 2 books on pine needle baskets to complement the generous donation of pine needles from a long leaf pine and books to our Guild by Maxine Mansor, a former member. Remember to sign out the books Janet brought with her on the table or to call her and arrange to get a book from her. There is a list of all our books on Library Thing (directions for use in every newsletter and on the website). You can borrow books for a month and then return.

Study Groups: Every Wednesday morning at 10 am our spinners meet at the Sahara West Library. They regularly attract attention and are getting new people to join the group. And the Rigid Heddle weavers meet on the 2nd Wed of every month at Lori Ruben's home. It's a small group but they're going strong!

Demonstrations: Vicki said there are no demonstrations coming up in the near future. We have not been contacted by Winchester Center for their Spring Break program as we were last year.

Mug Rugs and IWC: Don't forget that we are making Mug Rugs for the IWC – Intermountain Weavers Conference. They are due at the May meeting and should be in the 4"x4" to 5"x5" size range. We decided that we will continue our donation of a Raffle Basket to the conference with decent (small) equipment (such as a drop spindle), yarn, fiber, etc. Cinda has a basket that we can use. Janet has cards listing the classes available at the IWC event in Albuquerque in June. If you are planning on attending and haven't registered yet, Janet said the 'drop class' decision will be Feb 26, so please register before then – your registration may be the one that keeps a low-enrollment class in the Conference!

Upcoming meetings: Rich announced that we will be splitting palms for the church when we meet during the April 12 meeting. Cinda said it's pretty easy to do and instructions will be provided. And Stephanie Bryant will probably be our April presenter. Maurine will be talking to us about her 'Introduction to Weaving on a Loom' class at the March meeting.

Adjourn: There being no other business, the meeting was adjourned at 9:25. Refreshments, Show and Tell, and raffle ticket buying and raffle drawing followed.

Submitted

BY:

/S/ JAMI JOHNSON, SECRETARY

A Message from the Prez for March

By Rich Deppe

I don't always put a message together for the Newsletter; however, we are crossing some milestones, and I wanted to offer up some thoughts.

Sadly - Maurine Adrezin, our Program Coordinator, will be moving back east to be closer with her family. As a result, she will not be able to be in her current position as "Program Coordinator". Maurine has been in this position since 2009 and may have been the first person to fill this spot. I am sad that I have only known her for a few years. I understand that besides the booking and coordinating of instructors, she was also an instructor in weaving and taught many in our guild how to weave. Although Maurine will be leaving the area she will always be a member, and we will enjoy seeing her from time to time on the Zoom call from wherever she is. Good luck Maurine. I ask you all to wish her a safe and satisfying transition into this next part of her life.



As noted in this newsletter Hermi will be taking the stage and talking about Inkle weaving March 8. I don't want to steal her thunder, but let's all be prepared. I love using the inkle loom for its biggest advantage, it's small and you can take it with you wherever you go. And besides weaving intricate structures for sashes, (I have one on a bathrobe) and guitar straps, it's also a great device to use when you card weave (I've never conquered that) ...I'm looking forward to Hermi's instruction, Hermi is wise and has years of experience in everything fiber, we are lucky to have her in our guild.


- On April 12, Stephanie will be giving a talk on "Project Management" and how it relates to our fiber projects (how to finish and manage our time).
- On May 10, Jami will introduce us to and/or help us "Explore" the website Handweaving.net. And don't forget your Mug Mats for the IWC.
- And then on June 14th we will have the last meeting of the year. This is where we confirm the upcoming board for next year and have a potluck. If you are interested in a position on the board and you want this Guild to move forward with fresh young blood contact any of the board members.

Until the 8th of March-

Create with Passion and Stay safe, Rich.

Thank you Maurine for your lovely presentation March 9, 2024 on how to work magic with Macrame knots.






Show & Tell February 2025

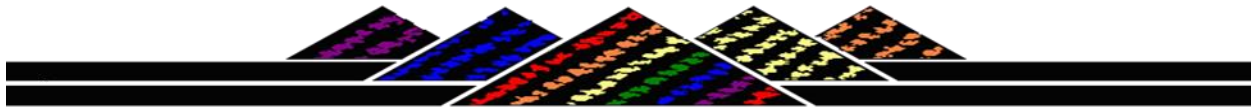


Photos by Janet



Show and Tell is going strong, with wonderful techniques from crochet critters, to knitting Brioche, lace, and other knitting, to quilting and weaving.





INTERMOUNTAIN WEAVERS CONFERENCE

IWC 2025 will be held **17-21 June 2025** at the Albuquerque Convention Center in Albuquerque NM. The IWC board is excited to host the Intermountain Weavers Conference at the Convention Center, since it includes all classes and events in one location. The Convention Center has easy access from highways and the large airport. The Conference will start Tuesday June 17, 2025, and end Saturday June 21, 2025.

Registration is on-going but some classes may have to be cancelled due to low registration. Please check out the website to register your favorite workshop: <https://www.intermountainweavers.org/>

Intermountain Weavers Conference



Elevating Fiber to New Heights

[intermountainweavers.org](https://www.intermountainweavers.org/)

Susie Ballenger, M's and O's, Treadlings

Elizabeth Buckley, Tapestry

Myra Chang-Thompson, Bound Weave, Dorset Buttons

Cael Chappell, Basketry

Karen Donde, Plaited Twills, Design

Julie Drogsvold, Spinning

Molly Elkind, Landscape for Tapestry, Using Photographs

Donna Foley, Rigid Heddle, Natural Dyes, Stock solutions

Geri Forkner, Weaving for Nuno Felting, Electronic Textiles

Liz Gipson, Translating Drafts for Rigid Heddle

Connie Lippert, Wedge Weave, Chipboard Looms

Jennifer Moore, Doubleweave, Fractals, Tessellations

Martha Owen/Elizabeth Johnston, Spinning for Weaving or Fair Isle Knitting, 7 Ways to Knit

Marcy Petrini, Colors and Twills, Turning a Draft, The Way We See Color

Laura Salamy, Punch Needle

Deborah Silver, Split Shed Weaving

Meg Stump, Pin Loom Weaving

Emily Trujillo, Chimayo Weaving

3-day, 1-day and half day classes

Registration for the IWC 2025 workshops ongoing



Cashmere deconstruction on February 8







Photos by Janet

GETTING TO ALL SAINTS' EPISCOPAL CHURCH on 4201 West Washington Avenue, LV:

FROM SOUTH & EAST VALLEY: (Take I-15 North to) US 95 North, exit Valley View Blvd. and turn right. Turn left onto Washington Avenue when Valley View ends (about one quarter mile). All Saints' is about half a mile west on the left.

FROM WEST & NORTH VALLEY: (Take Summerlin Parkway west to) US 95 South, exit Decatur Blvd. North (exit after Decatur South, watch the signs!). Go north about half a mile and turn right onto Washington Ave. All Saints' is about half a mile east on the right.

Whichever direction you come from, PAY ATTENTION ONCE YOU TURN ONTO WASHINGTON. The church is on the southeast corner of Washington and Glen Abby Court, but it's difficult to see until you're right next to it. PARKING is available on Glen Abbey Court street and in the parking lot including in back of the church. If you have a long vehicle, consider parking on the street as the lot is not very deep. Parking in the back is closest to the meeting rooms (Parish Hall). Enter the campus in front through the red gate and follow the signs to the Parish Hall (across the courtyard toward the right). The Guild logo will be also posted to show you where to go. If you park in the back, enter through the door with the Guild logo. **Doors open 8:45 am.** <https://allsaintslv.com/>

Spinning Circle at West Sahara Library—

meets most Wednesdays 10-12

Please let us know if you plan to join the spinning group, just reply to emails so we know you will come. Our mission is to enable anyone interested in fibers.



Library Thing— How to access the Library Information:

Search the Guild website www.fiberartsguildlv.org : go to "LIBRARY", then click www.librarything.com

1. In the top brown bar, right side search box, type 'Vegas fiber arts' and enter.
2. Do not panic that it says 'no results' in the center section! Depending on your browser you will see the column on your left with "social" or a drop down menu labelled "works". Expand the drop down menu to find "social". Under *Social* you should find 'members' and a red or blue '1', click on either the word 'member' or the '1'. Now in the center section, find 'Vegas_Fiber_Arts' and click on it.
3. On the left, you will see some logistics about our collection. The important line is the first one: "Collections Your Library" Click on 'Your library'

A list of all our books, DVD's etc comes up, usually with a snapshot of the cover in the left column. Or to find an author, specific book or subject, find the search function.

2024 Board and Committees

Officers:

President:	Richard Deppe
Vice President:	Janet Mayers
Secretary:	Jami Johnson
Treasurer:	Cinda Towne

Committees:

Newsletter Editor:	Hermi Hiatt
Hospitality:	Vicki Johnson
Membership:	Cinda Towne
Equipment:	Janet Mayers
Librarian:	Janet Mayers
Historian:	Elaine Eggink
Programs:	Maurine Adrezin
Web Master:	Sue Wainscott
Raffle:	Ginny Deppe
Zoom Master:	Diana Smith
IWC Representatives:	Janet Mayers, Hermi Hiatt

ODDS and ENDS

- **Cinda sent this for Knitters:** if you are passionate about knitting this website is for you. Sign up for the newsletter and get free knitting videos, projects, tips, and techniques sent to your inbox.
<https://www.theknittingcircle.com/>
- **Stephanie B.** has a Lendrum folding double-treadle spinning wheel, and she was curious about the ratios of the different flyers she owns. If you are a spinner, please check out the information.
<https://bit.ly/lendrum-ratios>
- **Hermi** subscribes to the newsletter from Liz Gipson and would like Rigid Heddle weavers to know about it. Lots of resources to keep you entertained for hours. <https://yarnworker.com/>

- **Stephanie B.** was on Zoom at the meeting, and afterwards she sent her pink Show & Tell project. The pattern is called Sunny Days Tank-top by Knit Picks. The pattern seems to be available from several sources, just Google "Sunny Days Tank Top".



- **Resources for Inkle Weaving 101:**

Schacht Inkle Loom Manual 2020

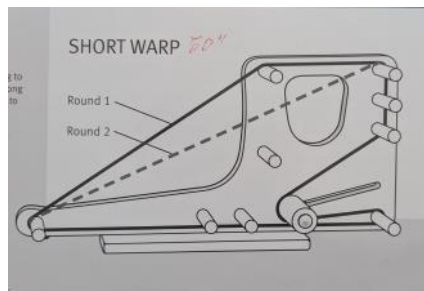
Ashford Inklette Manual 2017

Anne Dixon, 2012. The Weaver's Inkle Pattern Directory

Annie Mac Hale, 2019. In Celebration of Plain Weave <https://aspinnerweaver.blogspot.com>

Beginning Inkle Weaving, digital \$8. Daryl Landcaster

Helene Bress, 1990. Inkle Weaving



- **Liz Preston:** LOOM FOR SALE: 36" Leclerc Artisan 8-Harness Loom, \$2,500. She purchased it new in late 2022, this gently used 8-harness, 10-treadle jack loom has 1,000 Texsol heddles, an 8-dent reed, and a 12-dent reed. Lease sticks, bench, homemade raddle, and 6.5-yard warping board are also included. The loom folds up in both the back and front, making it much smaller to tuck into a corner for storage. I'm happy to disassemble and label parts for you, and all assembly instructions will be provided.

Contact Liz at lizmpreston@gmail.com if you're interested!



MINUTES of BOARD MEETING

February 23, 2025

A meeting of the Board of Southern Nevada Handweavers and Spinners Guild, Inc. was held at Desert Wind Coffee Roasters on February 23, 2025 at 2:30 pm.

Those attending were: Rich Deppe, President; Janet Mayers, Vice President; Cinda Towne, Treasurer; Jami Johnson, Secretary; Hermi Hiatt, Newsletter Editor; Diana Smith, Zoom Master and Zoom Development; and Ginny Deppe, Dye Day Host.

Items on Agenda and discussion:

The primary purpose of this board meeting is to discuss having workshops for our members and the organization and the 'nuts and bolts' of how to do this in order to further our mission statement.

1. Definitions

- Workshop: a hands-on experience (with fiber or with paper and pen) at least a half-day in length, can be on Zoom or in person.
- Program: presentation at a meeting, 1-1.5 hours in length, may be hands-on, in person or a Zoom presentation.
- Lecture: interchangeable with Program.

2. Initial process of workshop development

- First steps
 - Board will develop a list of possible topics to present to the members. There will also be the opportunity for members to suggest additional topics. Hopefully this would be a computer-friendly fillable form.
 - This will be done with a meeting handout, followed by an email announcement. The list will include reference material (hopefully internet links) for members to do some 'investigation' and to pique their interest.
 - We will encourage others to make suggestions and also give some reference(s), and even teachers.
 - We are choosing to restrict our workshops to Weaving, Spinning, and Dyeing classes, or something closely adjacent (e.g. kumihimo), topics where instruction is not easily available locally.
 - Aim for a Fall 2025 workshop, then 2/year.
- Steps after a topic is chosen
 - Point person steps up to co-ordinate all activities for that specific workshop.
 - Develops proposal to present to Guild with instructor, dates, cost, equipment, location, etc.
 - Presents to Guild and solicits participants
 - Ginny will develop a 'Job description' following the example from the Portland Guild's description. This will serve to guide the Point person in their responsibilities.
 - One suggestion from a teacher at HGA's recent Zoom presentation on Workshops is to ask the teacher if they want a helper (for little things) or an assistant (who would not be taking the workshop, just at the teacher's beck and call, might only be needed for 1 day where an extra set of hands is necessary)

3. Guild's Workshop Team

We'll create a Workshop Team of at least 3 persons, with a W'shop coordinator to lead it. Each individual workshop will have a Point Person who volunteers to be responsible for the workshop. This person may or may not be on the Team. (Hopefully this person is someone promoting the workshop!)

Continued Page 9

MINUTES of BOARD MEETING

February 23, 2025 - continued from p.8

- The President is responsible for appointing, cajoling, and otherwise finding participants.

4. Workshop Ideas Brainstorming

- Guild sponsored Workshops
 - Dyeing: Acid
 - Dyeing MX
 - the issue for both of the dye workshops is a site to have them with the facilities needed
 - Deflected Doubleweave
 - Pine needle baskets
 - Spinning with Jillian Moreno
- Other options
 - On-line classes thru Longthread media, Lunatic Fringe, etc. These could be done by anyone individually or a small group could be formed to work together.
 - Other guild's might allow non-members to attend in order to meet their participant needs. We could reach out to guilds in Arizona, Utah, or Reno and maybe set up a 'sharing' partnership.

5. Dye Day

- Ginny would like to have some 'teams' to do the following
 - set up and take down (probably 2 different groups)
 - 'table masters' for indigo, mixing MX dyes, mixing Acid dyes, ice dyeing, (possibly others?)
 - she will have some training – at her home, via zoom, or after meetings.
 - This preparation will make the day easier for Ginny and Rich and more enjoyable and fruitful for all the participants.

6. Zelle (electronic payments)

- Cinda told us that we need to enter the 21'st century as some members no longer carry checkbooks or much cash, making payments for membership, the Holiday party auction, workshops, etc difficult.
 - Jami proposed, Rich moved, and Janet seconded that Cinda pursue setting up the ability to accept electronic monetary transfers (Zelle) for the Guild. Unanimously approved.
- Cinda has been in touch with Stephanie (who uses Zelle frequently) to assist her in doing this.

7. Other

- Skein exchange format will remain the same as it was last September
- Our long-time workshop coordinator, Maurine Adrezin is going to be moving back East to be closer to family. We are sorry to see her leave us and want to honor her service to the Guild. Rich proposed, Cinda moved, and Janet seconded and it passed unanimously that we give her a lifetime membership and a memento of our appreciation. Diana will facilitate this.

Adjourn: There being no other business and the fact that the staff at Desert Wind were cleaning the floor around us, we adjourned at 4:00!

Submitted by: _____/s/ Jami Johnson, Secretary

LAS VEGAS FIBER ARTS GUILD MEMBERSHIP FORM

Today's date: _____

Please enroll me in the Fiber Arts Guild for the year ending June 30, 20____.

_____ \$25.00 dues for General Membership

_____ \$30.00 dues for Families (one email address)

Membership half price after January for new members only.

Name: _____

Address: _____

City, State, Zip: _____

Phone (2 max): _____

Email: _____

What fiber techniques are you involved with? _____

What equipment and software do you use in your fiber efforts? _____

Checks payable to **Las Vegas Fiber Arts Guild** (please do not abbreviate). Mail to:

Las Vegas Fiber Arts Guild

P.O. Box 370604

Las Vegas, NV 89137

**Or email completed form to lvfiberartsguild@gmail.com and
pay your dues at one of our meetings.**

Rev. 12.01.24



www.fiberartsguildlv.org