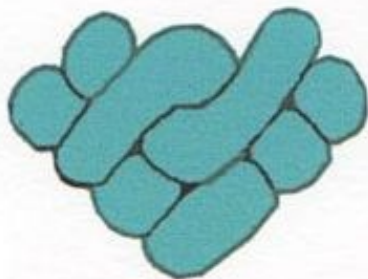


January
2021



Harvest Loom

Southern Nevada Handweavers and Spinners Guild, Inc.

a.k.a. Las Vegas Fiber Arts Guild

Saturday, January 9, 2021

at 9:00 am

The Guild meeting will be held via Zoom, starting at 9:00 am; the Program will start about 10 am.

If you haven't been on a Zoom meeting, feel free to ask for help how to download the ability to do so.

Diana Smith will be sending you a link to the meeting a couple of days before.

Please send your photos to Diana for Show and Tell after she sends you the Zoom link.

Program: Mimi Rodes has a colorful slide show on "Maximo Laura, Contemporary Peruvian Tapestry Artist".

See more on page 4

<https://maximolaura.com>

Spring 2021 Guild Meetings – SAVE THE DATE

February 13, 2021 Zoom: Deb Essen "Color Value in Weaving" (more see page 5)

MESSAGE FROM OUR TREASURER

We have ended this year in really good shape despite our lack of activity. Thank you to Jerry and Jo Ann Magner for donating their dues this year.

A very special thank you to Kathi Meisel for keeping track of the webhosting fees for our website for the past several years, and for donating the 2020 costs to the Guild. The Guild finally has a way to make this payment on a regular basis, and has taken over that responsibility. (The webhost has a very limited number of payment types it will accept.)

Cinda Towne

INSIDE THIS ISSUE

Minutes from December Zoom	2
Fingerloop Braiding	3
Program/On-line Inspirations	4
Workshops here and online	5
Library Thing	5
2020 Board and Committee	5
Membership form	6

Southern Nevada Handweavers & Spinners Guild, Inc.

Minutes of the December 12, 2020 Meeting

A meeting of the Southern Nevada Handweavers and Spinners Guild, Inc. was held on Dec 12, 2020, on Zoom, due to Covid 19 Pandemic.

Attending the meeting were: Diana Smith, Hermi Hiatt, Jami Johnson, Janet Mayers, Birgit Kefalas, Maurine Adrezin, Cinda Towne, Audrey Strehlow, Elaine Eggink, Ginny and Rich Deppe, Monique Portanger, Charles Parker, Sarah Freeman, Vicki Johnson, Lorelle Nelson, Sandy Gillies, Isar King

President Janet Mayers called the meeting to order at 9:05.

Approval of Minutes: November minutes were unanimously approved as written after moved by Charles and seconded by Lorelle.

REPORTS

Treasurer and Membership Report: We have \$6,488.55 in our treasury, of which \$1,534.79 is reserved for the Bobbie Irwin workshop. Cinda has acquired a Guild debit card and has paid our web hosting fees. She will shortly be setting up auto-payment for our storage locker. Please note that Kathi Meisel has generously donated the cost of this past year's web hosting costs. Thank You Kathi! Cinda directed Jami to sign the newly revised bylaws, place them in the Secretary's book, and send copies to the other officers and Maurine (as Program coordinator, there might be occasions for her to need them. **Membership:** nothing to report.

Newsletter: We all agreed it was a wonderful newsletter, especially the Activity Calendar. Monique and Hermi plan to do it again next year (as a separate document so the computer links are more accessible) so if you get ideas during the year, please send them to both Monique and Hermi. Hermi will have a write-up on finger braiding in the January newsletter.

Programs: Maurine reported that we have 1 hour lectures scheduled for the February and April Guild

meetings. They will all be held at 10 am following the business meeting. Diane will send them a Zoom invitation and they can join us. We have no definitive plans for any in-person 2-3 day workshops. Jami reported that there are 8 or 9 attending the on-line Denise Kovnat workshop in March.

Hospitality: The supply tub has been cleaned of outdated supplies, which will be re-purchased when we start in-person meetings again. (Date TBD)

Raffle: Ginny reported that until we go to 'live' meetings, there's not much to do. She and Liz have talked about consolidating all items at Ginny's home. She is thinking about changing the way we do our raffles....stay tuned!

Historian: Monique has nothing to report. The oral history project is still a work in progress; Maurine was the last member interviewed.

Web and Social Media: Charles has nothing to report.

Equipment and Library: Janet reminded everyone that equipment is ready and available for rental. Contact her for equipment and books from the library. Elaine recommended the new book The Art of Tapestry Weaving: A Complete Guide to Mastering the Techniques for Making Images with Yarn by Rebecca Mezoff for purchase by our Guild. (Rebecca is a previous workshop leader)

IWC: The board will be having another meeting on Monday (Zoom), but are still assuming they will proceed with the Conference in July in Durango, CO.

Miscellaneous: Hermi announced that Lone Star Loom Room weaving supply store is available to buy! Due to the nature of the store, you wouldn't even have to move to run the business!

Adjourn: There being no other business, the meeting was adjourned at 9:45 am. PomPom making (by Hermi) and Show and Tell followed.

Submitted by:

By: /s/ Jami Johnson, Secretary

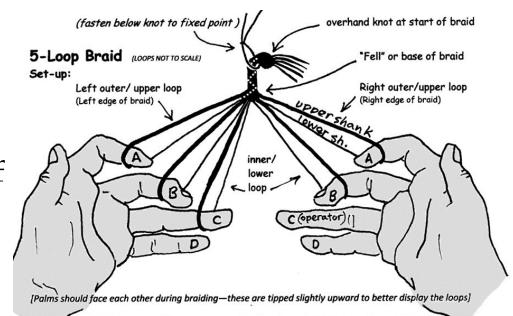
Fingerloop Braiding

By Hermi Hiatt

Fingerloop braiding has been around for a long time. According to Wikipedia there are records of this technique as far back as the Middle Ages. The modern champion of loop braiders is Ingrid Crickmore, a wonderful woman I met several years ago when we were attending a meeting in Shoshone, CA. Ingrid sat quietly in a corner with her loop braided band attached to a table leg. She then introduced me to this simple technique where all you need is string, deft fingers, and a place to attach the braid.

Materials needed: Cotton yarns, like 5/2, 3/2, or crochet cotton, scissors, and a C-clamp.


Setting up loops for a 5-loop braid: Loops should be less than half the length of your arm spread. Cut 5 roughly equal lengths of yarn, about one yard for each loop. Fold each yarn in half and tie the 10 ends in an overhand knot, making sure the 5 loops are the same length. Use a piece of waste yarn to "lasso" the knotted end of the loops, then tie the "lasso" to a chair or a C-clamp. If you use C-clamp, please protect the table top! Follow the 5-loop braiding tutorial on Ingrid's website: <http://loopbraider.com>



Uses of fingerloop braids: There are many possibilities to make fingerloop braids, starting with a 3- or 5-loop braid to finish ends of woven pieces like a scarf, or 7-loop braids for flat bookmarks. Loom waste of tablet woven pieces can also be braided for finishing. Other uses may be friendship bracelets, lanyards, zipper pulls, shoe laces, etc. etc.

Multiple loop braids: Ingrid's website will give you tutorials to make braids with more than 5 loops and also square braids. The top 5 braids in Hermi's photo are braided with 7 loops.

References: Crickmore, Ingrid. <http://loopbraider.com>



Maximo Laura, Contemporary Peruvian Tapestry Artist

Zoom Presentation by Mimi Rodes—January 9, 2021

Maximo Laura is a contemporary Peruvian Tapestry Artist. He has been named a Peruvian National Treasure and is a 5th generation weaver and self-taught artist. Mimi visited his studio and workshop in Lima Peru. He was a genial and generous host. She subsequently was able to take a 2 week tapestry workshop taught by Maximo and his team. In this presentation Mimi will share photos of some of his outstanding tapestries, discuss his design process and some of the wonderful tapestry techniques he uses in his work.



ON-LINE INSPIRATIONS


Ginny Deppe sent the following link. Although it is past Halloween, you should still take a look, especially weavers.

https://www.youtube.com/watch?v=En_NAU9i7AE

From Janet Mayers: Sandy Gilles in show & tell shared her mud dyed pieces. Janet was curious about the technique and found this: <https://plymagazine.com/2019/12/dyeing-cloth-with-mud/> Sandy was using more of a shibori technique but using the soy milk as mordant. Gotta say this was new to Janet, she didn't quite understand her shibori method either but will try it out.



Jami Johnson sent this information on the book **Pieometry**: my daughter Sonya makes pies...one year for Thanksgiving, she made 9 different pies! My mother made pies, my grandmother made pies - maybe 5 a week! I don't make pies - my mother seems to have put a curse on me, and I could never roll out a crust. Sonya says I shouldn't listen to my (now dead) mother's voice in my head, and just not stress over rolling them out, and use as much flour as I think I need to use (my mother warned me not to use much flour at all!). I'm going to try and listen to my daughter and make a few this year, then I will be justified in asking for a pretty pie pan next year! Sonya got the book **Pieometry** by Lauren Ko for Christmas and it has gorgeous pictures of pies in it - with fancy crusts, many of them 'woven'. If you have woven with plastic bags, old socks, fabric or metal, you should consider buying this book!



Library Thing— How to access the Library

Information:

1. Search the Guild website (www.lvfiberartsguild.org): go to "LIBRARY", then click www.librarything.com
2. In the top brown bar, right side search box, type 'Vegas fiber arts' and enter.
3. Do not panic that it says 'no results' in the center section! In the left hand column, under *Social* you should find 'members' and a red '1', click on either the word 'member' or the '1'. Now in the center section, find 'Vegas_Fiber_Arts' and click on it.
4. On the left, you will see some logistics about our collection. The important line is the first one: "Collections Your Library" Click on 'Your library'

A list of all our books, DVD's etc comes up, usually with a snapshot of the cover in the left column.

2020 Board and Committees

Officers:

President:	Janet Mayers
Vice President:	Ginny Mateen
Secretary:	Jami Johnson
Treasurer:	Cinda Towne

Committees:

Newsletter Editor:	Hermi Hiatt
Hospitality:	Vicki Johnson/Elaine Eggink
Membership:	Cinda Towne
Equipment:	Janet Mayers
Librarian:	Janet Mayers
Historian:	Monique Portanger
Programs:	Maurine Adrezin
Web Master:	Charles Parker
Raffle:	Ginny Deppe
IWC Representative:	Janet Mayers

On-Line Workshops

Zoom Workshop by Denise Kovnat:

Echo and Jin: Variations on a Theme

Sunday, Mar 14 (3 sessions, approximately 1 hour each), weave on your own loom the rest of the day.

Saturday, Mar 20, same format, (and of course, you can weave as much as you want during the week!)

Saturday, Mar 27: 2 sessions, wrap-up/evaluation.

Cost: \$80/student. For 6-12 students. Save the Date

Zoom Guild Meeting January 9, 2021, 9 AM

Maximo Laura, Peruvian Tapestry Artist

Mimi Rodes will give a presentation about her experience in Peru with tapestry artist Maximo Laura.

Zoom Guild Meeting February 13, 2021, 9 AM

"Color Value in Weaving" by Deb Essen

Deb Essen will be giving a 30-40 minute presentation called "Color Value in Weaving" during the guild Saturday meeting.

Zoom Guild Meeting April 10, 2021, 9 AM

"Split Shed Tied Beiderwand" by Deborah Silver

Upcoming Workshops

(IN PERSON MEETINGS)

2021— Bobbie Irwin

(Rescheduled from March 2020)

**POSTPONED DUE TO VIRUS—
NO NEW DATE SET**

April 16-18, 2021— Deborah Silver

"Split Shed Tied Beiderwand" (Split-shed patterns on 4 shafts using straight threading).

**POSTPONED DUE TO VIRUS—
NO NEW DATE SET**

October 2021—Kathrin Weber:

"Turned Taquete" **DEPENDING ON COVID**

Workshop will be split into 2 groups:

Friday – Sunday, Oct 8-10, 2021 Group 1 or

Tuesday – Thursday, Oct 12-14, 2021 Group 2

2021— Jillian Moreno: Spinning, more infor-

mation when available— **DEPENDING ON
COVID**

LAS VEGAS FIBER ARTS GUILD MEMBERSHIP FORM

Please enroll me in the Fiber Arts Guild for the year ending June 30, 20_____.

_____ \$25.00 dues for General Membership

_____ \$15.00 dues for Seniors (62+)

_____ \$30.00 dues for Families (one email address)

Membership half price after January for new members only

Today's date: _____

Name: _____

Address: _____

City, State, Zip: _____

Phone (2 max): _____

Email: _____

What fiber techniques are you involved with? _____

What equipment and software do you use in your fiber efforts? _____

**Please make check payable to Fiber Arts Guild
and mail to:**

Las Vegas Fiber Arts Guild

P.O. Box 370604

Las Vegas, NV 89137

