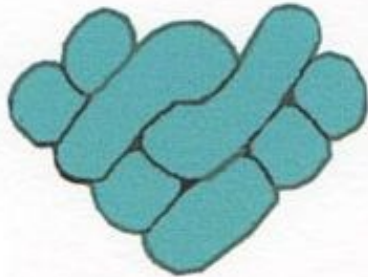


November
2021



Harvest Loom

Southern Nevada Handweavers and Spinners Guild, Inc.

a.k.a. Las Vegas Fiber Arts Guild

Saturday, November 13, 2021

at 9:00 am Pacific Daylight

The Guild meeting will be in person and also via Zoom, starting at 9:00 am

In person meeting: All Saint's Episcopal Church, 4201 West Washington Ave, Las Vegas. **Directions page 4.**

Zoom will be available: Diana Smith will be sending you a link to the meeting a couple of days before the 9th.

MASKS ARE REQUIRED FOR ANYONE ATTENDING THE MEETING AT ALL SAINTS' CHURCH

Please EMAIL your photos to Diana for Show and Tell after she sends you the Zoom link, do not TEXT.

PROGRAM: Bags, Bags, and more Bags: after the business meeting we will show our many bags and discuss how they were created: weaving, sewing, knitting, crochet, and many other fiber creations.



Examples of some bags

Fall 2021 Guild Meetings—SAVE THE DATE

November 13, 2021: Bags, Bags, and More Bags—

December 11, 2021: Holiday Party and Auction at Jami's.

We will also collect donations for Shade Tree Shelter—information on page 6.

INSIDE THIS ISSUE

Minutes from October meeting	2
Pioneer Day / Nevadaween	3
Online Inspirations / Directions	4
Plant Dye event Ely, NV	5
2021 Board / Workshop/	6
Library Thing / Shade Tree Giving	6
Membership application form	7

Southern Nevada Handweavers & Spinners Guild, Inc.

Minutes of the October 9, 2021 Meeting

A meeting of the Southern Nevada Handweavers and Spinners Guild, Inc. was held on October 9, 2021, in person at All Saint's Episcopal Church and on Zoom.

Attending in person were: Janet Mayers, Jean Suess, Elaine Eggink, Elizabeth LaRue, Charles Parker, Hermi Hiatt, Rachel Nagle, Diana Smith, Ginny Deppe, Rich Deppe, Louise Fager, Cinda Towne, Carolyn Oatley, Frank Dunks, Gay Palmer, Audrey Strehlow, Vicki Johnson, Jennifer Cook, Veronica Brundy, Mina Campos, Lizzie Person, and Jami Johnson. Attending on Zoom: Maurine Adrezin, Birgit Kefalas, Sue Wainscott, Monique Portanger, and Nancy Schinder.

President Janet Mayers called the meeting to order at 9:20. She welcomed everyone, happy so many were present!

Approval of Minutes: Approval of the September minutes was moved by Carolyn and seconded by Charles. They were approved unanimously.

REPORTS

Treasurer and Membership Report: We have \$4689.56 in our treasury, and we have finally paid Bobbie Irwin's workshop fee. The guild was just underwater by \$122.61 for her workshop – better than expected. Membership: Cinda also reminded us that dues for this year are now being accepted. Any dues paid by October 31 will be printed in the directory. Cinda will produce an electronic directory, emailed to all members and formatted for easy printing in a booklet form. Jami will print a directory for those few who cannot print it themselves.

Newsletter: Hermi reminded everyone to keep sending in resources for her to publish in the newsletter. Janet commended Hermi for a great newsletter.

Programs: Maurine reported we are scheduled to have a workshop with Deborah Silver March 18-20 next spring. If you are interested in attending, please contact Maurine as we would like a few more attendees. See Deborah's website (www.deborahsilverstudio.com) for information on her technique and for inspiration! If there are teachers you would like to invite to give workshops, please contact Maurine. She said there is a good, up-to-date listing in a recent issue of Robyn Spady's Heddlecraft Magazine.

Hospitality: No excitement to report as we are not eating at meetings!

Raffle: Ginny is here with the raffle! She says "Buy tickets! Take Stuff home!" and during the raffle she added: "If you won something today, bring something next meeting."

Historian: Monique was present and had nothing to report. Janet asked her if Bill Quill, who is moving to Chicago later this month, has been interviewed. Elaine responded

that he gave a short talk into a recorder that was lent to him. It was suggested that after he is settled in Chicago, maybe we could interview him on Zoom, record the interview, and then transcribe that for our oral history of the Guild.

Web and Social Media: Not much to report or much activity on the website.

Equipment and Library: There's some good news and some bad news: Bad news first: The Guild rented a Ladybug spinning wheel to a member in August, 2019. Ama Trussell's last payment was in May, 2020. Since then, there's been no contact or response to Janet despite email, phone calls, and slow mail. If anyone knows Ama, please let Janet know – we really want our wheel back! The good news: there's a lot of equipment for rent – please contact Janet to see if your heart's desire is available to rent!

Conferences:

IWC: Veronica Brundy is our new representative to the IWC Board. She recently returned from Logan, Utah and she reported that Utah State University is a lovely site for the conference in July 2023! Although the campus is 'dry' (i.e. no alcoholic beverages), it has the advantage of being a very flat campus (unlike Durango) with lots of convenient and ample parking available.

HGA: Convergence, an international conference with workshops (half-day up to 3 day!), a marketplace, exhibits and shows, July 14-21, 2022, Knoxville, TN. Registration is open now, information is in the magazine (SS&D) and on-line.

Complex Weavers: This conference has seminars (No equipment necessary!), small marketplace, a juried show as well as an informal one, and a poster session. All meals are included in registration fee. July 10-13, 2022, also in Knoxville.

Miscellaneous:

- The Spinning Circle meets at Sahara Library on Wednesdays at 10 am. Currently, they're meeting indoors.

- Study Groups are not meeting at present. Pioneer Day is October 23 at Spring Mountain Ranch. We have participated in the past and have been encouraged by the organizers to demo and sell this year as well. Janet is going to bring a cactus with cochineal bugs on it to show the beautiful dye.

Holiday Brunch will be held at Jami's home on Dec. 11 at 9am. She is requesting that everyone be fully vaccinated.

Adjourn: There being no other business, the meeting was adjourned at 9:40 am. Those present who attended the Iridescence workshop showed their samples. (and later, adjourned outdoors so everyone could oooh and aaah at the iridescence!) Show & Tell and the Raffle followed.

Submitted by: /s/ Jami Johnson, Secretary

Recent guild activities

**PIONEER DAY at
SPRING MOUNTAIN RANCH,
Saturday October 23, 2021**



Photos this page by
Ginny and Janet



**Old Mormon Fort—Nevadaween
Saturday October 30, 2021
In celebration of Nevada Day and Halloween**

ONLINE INSPIRATIONS

ONLINE CLASSES: Ginny found this list in the Ventura Guild newsletter—Great Find, Ginny!!

<https://www.interweave.com>

<https://rebeccamezoff.com>

<https://craftsy.com>

<https://skillshare.com>

<https://www.craftdaily.com>

<http://www.facebook.com/theweavingkind>

<https://www.hellohydrangea.com>

<https://www.weavolution.com/classes>

<https://janestaffordtextiles.com>

TEXTILE AND TEA—Handweavers Guild Of America

Textiles and Tea is new every Tuesday at 1 pm. The recorded episodes are available on Facebook and YouTube. November's lineup includes is as follows:

November 9 [Deann Rubin](https://www.deannrubin.com/) has exhibited her handwoven tapestries nationally and internationally, including Russia, Australia, and Canada. <https://www.deannrubin.com/>

November 16 [Alanna Wilcox](https://www.alannawilcox.com/) is an art teacher by day and a fiber artist by night. She is a master spinner and author of spinning book *A New Spin on Color*. She is currently working on a book explaining her dye methodology. <https://www.alannawilcox.com/>

November 23 [Kim Winter](https://www.prismtextiles.co.uk/kim-winter) is a fiber artist based in London, UK. Her first foray into the fiber world was through felting and natural dyeing and she is currently on a two-year creative basketry course, where she has already won an award for her coiling. <https://www.prismtextiles.co.uk/kim-winter>

November 30 [Char Norman](https://www.charnorman.com/) is an accomplished fiber artist specializing in papermaking and fiber sculpture. She has lectured internationally, conducted workshops and consulted with schools. <https://www.charnorman.com/>

GETTING TO ALL SAINTS' EPISCOPAL CHURCH on 4201 West Washington Avenue, LV:

FROM SOUTH & EAST VALLEY: (Take I-15 North to) US 95 North, exit Valley View Blvd. and turn right. Turn left onto Washington Avenue when Valley View ends (about one quarter mile). All Saints' is about half a mile west on the left.

FROM WEST & NORTH VALLEY: (Take Summerlin Parkway west to) US 95 South, exit Decatur Blvd. North (exit after Decatur South, watch the signs!). Go north about half a mile and turn right onto Washington Ave. All Saints' is about half a mile east on the right.

Whichever direction you come from, PAY ATTENTION ONCE YOU TURN ONTO WASHINGTON. The church is on the corner of Washington and Glen Abby Court, but it's difficult to see until you're right next to it.

PARKING is available on the street and in the parking lot including in back of the church. If you have a long vehicle, consider parking on the street as the lot is not very deep. Parking in the back is closest to the meeting rooms (Parish Hall).

Enter the campus in front through the red gate and follow the signs to the Parish Hall (across the courtyard toward the right). The Guild logo will be also posted to show you where to go. If you park in the back, enter through the door with the Guild logo. **Doors open 8:45 am.**

Please note: Masks are required for anyone attending the meeting at All Saints' church.


PLANT DYE EVENT

WEAVING AND MORE—ELY, NV

By Monique Portanger

My partner Carolyn Merrill and I held a “Creating Plant Dyes” demonstration in early Oct at the Ely Renaissance Village. We decided it would not be feasible to try and replicate the methods used in Nancy’s “Dye in the Yard” event as we didn’t have any propane burners and not enough pots to even attempt it! So instead I hit on an idea that I would put plant material into mason jars the night before and add the boiling water so the jars would have all night to sit and produce the dye colors. Previous to this I had pre-mordanted white wool yarn and the next morning bright and early I lugged the box of filled jars and yarn to the Village to set up. Once there Carolyn and I made up small skeins with the premordanted yarn and placed each one into a dye jar. The jars were placed in the sun on a table. We had 12 different colors. As people started arriving to check out what we were doing we also had 3 pots on the stove with Rabbitbrush, Turmeric and Onion skins respectively so we could show what the process would be like using the pots. In the end we got some interesting shades and were able to create a sample card once the yarns had dried.

We didn’t get a huge crowd but the people and children that attended stayed the entire time! We also had small wood looms on hand which Carolyn used to teach the children simple weaving. Everyone seemed to enjoy the experience so we called it a success.



Photos: Monique

Holiday Giving

Please consider donating to Shade Tree Shelter at our Holiday Party. Shade Tree is a non-profit organization which shelters women, children and their pets in time of crisis. They need paper goods and gently worn clothing among many other things. The list can be found at

<https://www.theshadetree.org>

under donations. This list will change each month.

Vicki has volunteered to transport items to their site if we bring them to our party. Please take a look at the list and bring some holiday cheer!!

Upcoming Workshop

(IN PERSON MEETING)

March 18, 19, and 20, 2022

Deborah Silver

"Split-Shed Tied Beiderwand"

March 18–20, 2022

9 AM to 4 PM at Lorelle's house



2021 Board and Committees

Officers:

President: Janet Mayers
Vice President: Ginny Deppe
Secretary: Jami Johnson
Treasurer: Cinda Towne

Committees:

Newsletter Editor: Hermi Hiatt
Hospitality: Vicki Johnson/Elaine Eggink
Membership: Cinda Towne
Equipment: Janet Mayers
Librarian: Janet Mayers
Historian: Monique Portanger
Programs: Maurine Adrezin
Web Master: Charles Parker
Raffle: Ginny Deppe
IWC Representative: Veronica Brundy

Library Thing— How to access the

Library Information:

1. Search the Guild website (www.lvfiberartsguild.org): go to "LIBRARY", then click www.librarything.com
2. In the top brown bar, right side search box, type 'Vegas fiber arts' and enter.
3. Do not panic that it says 'no results' in the center section! In the left hand column, under *Social* you should find 'members' and a red '1', click on either the word 'member' or the '1'. Now in the center section, find 'Vegas_Fiber_Arts' and click on it.
4. On the left, you will see some logistics about our collection. The important line is the first one: "Collections Your Library" Click on 'Your library'

A list of all our books, DVD's etc comes up, usually with a snapshot of the cover in the left column.

LAS VEGAS FIBER ARTS GUILD MEMBERSHIP FORM

Please enroll me in the Fiber Arts Guild for the year ending June 30, 20_____.

_____ \$25.00 dues for General Membership

_____ \$15.00 dues for Seniors (62+)

_____ \$30.00 dues for Families (one email address)

Membership half price after January for new members only

Today's date: _____

Name: _____

Address: _____

City, State, Zip: _____

Phone (2 max): _____

Email: _____

What fiber techniques are you involved with? _____


What equipment and software do you use in your fiber efforts? _____

**Please make check payable to Fiber Arts Guild
and mail to:**

Las Vegas Fiber Arts Guild

P.O. Box 370604

Las Vegas, NV 89137



NOTE: NEWSLETTERS WILL NOT BE MAILED FROM NOW ON