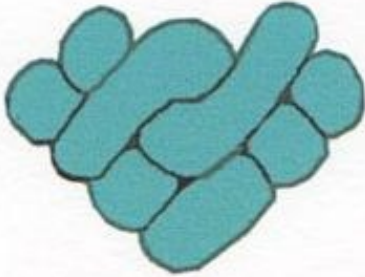


January
2024



Harvest Loom

Southern Nevada Handweavers and Spinners Guild, Inc.

a.k.a. Las Vegas Fiber Arts Guild

Saturday, January 13, 2024

at 9:00 am Pacific Standard Time

The Guild meeting will be in PERSON and also via Zoom, starting at 9:00 am

In person meeting: All Saint's Episcopal Church, 4201 West Washington Ave, LV. Directions on page 4.

Zoom will be available: Diana Smith will be sending you a link to the meeting before January 13th.

Please EMAIL photos to Diana for Show and Tell.

ACTIVITIES & PROGRAM:

Demo to show Rigid Heddle Pick-Up weaving

See description to the right of this page



Rigid Heddle Pick-Up Techniques

This presentation will be a demonstration on how to weave patterns with a rigid heddle loom, using a pickup stick to create weft floats. Smooth yarns may be used like Cascade Pima Cotton, 3/2 mercerized cotton, or Cascade 220 wool. Hermi will show three loom-controlled patterns during the demo.

The following week, Wednesday January 17, members of the Rigid Heddle Study Group will meet at Laurie Ruben's home to practice these patterns that were shown at the demo. Hermi will provide written instructions to anyone that signs up for it, and she will email the information.

Come and learn, Hermi

2024 Guild Meetings—SAVE THE DATES

February 10, 2024: Using Novelty Yarns by Robyn Spady

March 9, 2024: Macrame Knot Tying techniques., by Maurine

April 13, 2024: Design-oriented approach to create artistic hand woven cloth, Anatasia Azure

INSIDE THIS ISSUE

2023 Holiday Party at Jami's	2
Presidents message/Weaving on a Peg Loom	3
Library Thing/2023 Board/Directions to meeting	4
Membership application form	5

2023 Holiday Party at Jami's

Thank you Jami for hosting our December 9th Holiday Party at your home with potluck and gift auction. Beside thanks for hosting this lovely event, we also thank the members who brought wrapped gifts to be auctioned off. The auction went well, thanks to our auctioneer Jean. Cinda will give us the numbers at the January meeting.

Also thank you to those members who donated items for the Street Teens, a program of the All Saints' Church to help at-risk youth ages 12-21.

Photos by Janet



Jami shows her beautiful family stockings



Auctioneer Jean in action



Message from LV Fiber Arts Guild President

I hope we all had a great set of holidays and are looking forward to new projects in the new year.


I am looking forward to Hermi's program this month on the 13th – "pick-up technics for the rigid heddle". I am dusting my RH off, I have yet to do pick-up and I will thoroughly enjoy this program.

Next month (February 10th) we will be having Robyn Spady, <https://spadystudios.wordpress.com/> doing a program, via Zoom; "Using Novelty Yarns".

There are a couple of enthusing items that will be happening in the coming months, some of them aren't fully galvanized at this point, however, here are some bits to keep you in the know:

- We are planning on a skein/ fiber exchange. The details have not been formalized yet. We will talk more about this in the upcoming meeting and see what input we have from all of you.
- Monique has amazed us again with another finding. She has located a sheep farmer living in central Nevada with some very nice merino at a good price. We haven't finalized the exchange rate at this point. You will hear more at the meeting so be sure to attend.

Until then the 13th- Create with Passion and Stay safe, Rich Deppe.



Weaving on a Peg Loom



A peg loom is a wooden block with removable pegs that have a hole drilled towards an end, the warp yarn is threaded through this hole. Yarn, fleece or rag strips are guided back and forth around the pegs by hand until a woven section has built up.

Monique found the best use for a fleece that was shorn much too short to be spun into yarn. She managed to twist the fiber into a thick roll and fit it around the pegs in a weaverly manner. Now she has a nice seat cushion, it already sheds short fleece pieces. (See Tutorials below)

https://youtu.be/CGUC7UCh_ck?si=Y4j80bj_XdmEsQez Tutorial trailer by Wild and Wolly Wonders how to use a peg loom.

https://youtu.be/q10rZ_O_5Sg?si=WfufWijk_2OB0_tK Really love weaving in the sunshine

<https://www.youtube.com/watch?v=D3VPW3i3rfl> building a peg loom



GETTING TO ALL SAINTS' EPISCOPAL CHURCH on 4201 West Washington Avenue, LV:

FROM SOUTH & EAST VALLEY: (Take I-15 North to) US 95 North, exit Valley View Blvd. and turn right. Turn left onto Washington Avenue when Valley View ends (about one quarter mile). All Saints' is about half a mile west on the left.

FROM WEST & NORTH VALLEY: (Take Summerlin Parkway west to) US 95 South, exit Decatur Blvd. North (exit after Decatur South, watch the signs!). Go north about half a mile and turn right onto Washington Ave. All Saints' is about half a mile east on the right.

Whichever direction you come from, **PAY ATTENTION ONCE YOU TURN ONTO WASHINGTON.** The church is on the southeast corner of Washington and Glen Abby Court, but it's difficult to see until you're right next to it. **PARKING** is available on Glen Abbey Court street and in the parking lot including in back of the church. If you have a long vehicle, consider parking on the street as the lot is not very deep. Parking in the back is closest to the meeting rooms (Parish Hall). Enter the campus in front through the red gate and follow the signs to the Parish Hall (across the courtyard toward the right). The Guild logo will be also posted to show you where to go. If you park in the back, enter through the door with the Guild logo. **Doors open 8:45 am.** <https://allsaintslv.com/>

Spinning Circle at West Sahara Library— meets most Wednesdays 10-12 am

Library Thing— How to access the Library Information:

Search the Guild website www.fiberartsguildlv.org : go to "LIBRARY", then click www.librarything.com

1. In the top brown bar, right side search box, type 'Vegas fiber arts' and enter.
2. Do not panic that it says 'no results' in the center section! Depending on your browser you will see the column on your left with "social" or a drop down menu labelled "works". Expand the drop down menu to find "social". Under *Social* you should find 'members' and a red or blue '1', click on either the word 'member' or the '1'. Now in the center section, find 'Vegas_Fiber_Arts' and click on it.
3. On the left, you will see some logistics about our collection. The important line is the first one: "Collections Your Library" Click on 'Your library'

A list of all our books, DVD's etc comes up, usually with a snapshot of the cover in the left column. Or to find an author, specific book or subject, find the search function.

2023 Board and Committees

Officers:

President:	Richard Deppe
Vice President:	Janet Mayers
Secretary:	Jami Johnson
Treasurer:	Cinda Towne

Committees:

Newsletter Editor:	Hermi Hiatt
Hospitality:	Vicki Johnson
Membership:	Cinda Towne
Equipment:	Janet Mayers
Librarian:	Janet Mayers
Historian:	Monique Portanger
Programs:	Maurine Adrezin
Web Master:	Sue Wainscott
Raffle:	Ginny Deppe
Zoom Master:	Diana Smith
IWC Representatives:	Janet Mayers, Hermi Hiatt

LAS VEGAS FIBER ARTS GUILD MEMBERSHIP FORM

Today's date: _____

Please enroll me in the Fiber Arts Guild for the year ending June 30, 20____.

_____ \$25.00 dues for General Membership

_____ \$30.00 dues for Families (one email address)

Membership half price after January for new members only.

Name: _____

Address: _____

City, State, Zip: _____

Phone (2 max): _____

Email: _____

What fiber techniques are you involved with? _____

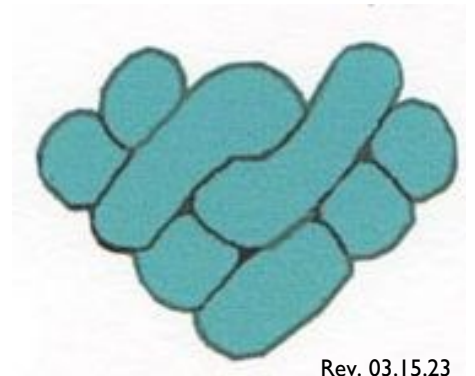
What equipment and software do you use in your fiber efforts? _____

Please make check payable to Fiber Arts Guild and mail to:

Las Vegas Fiber Arts Guild

P.O. Box 370604

Las Vegas, NV 89137



Rev. 03.15.23