




Tips and trends for homeowners, buyers and sellers

Choosing Between Annual and Perennial Plants

When beautifying your yard, one key decision is whether to opt for annual or perennial plants. Each type offers its own set of benefits and considerations, making the choice important for any homeowner with a garden.

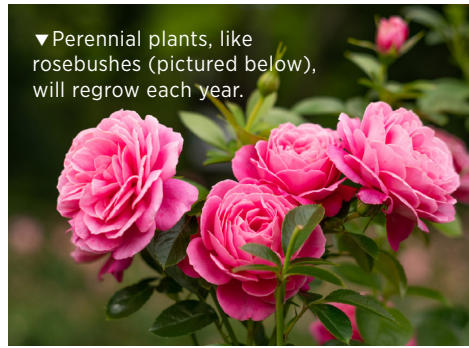


▲ Annual plants, like violas (pictured above) complete their life cycle in one season.

Annuals

Annual plants complete their life cycle within a single growing season. They typically sprout, flower, seed and die off all in the span of one year. While this might seem like a short lifespan, annuals often boast vibrant blooms and a continuous display of color throughout the season. They're perfect for adding instant charm to your garden beds or containers and offer the flexibility to change your landscape design annually.

Ultimately, deciding between annual and perennial plants depends on your gardening goals, time investment and aesthetic preferences. Consider mixing both types in your landscape for a balance of color and enduring beauty, ensuring a vibrant and diverse yard for seasons to come.



▼ Perennial plants, like rosebushes (pictured below), will regrow each year.

Perennials

Perennial plants are the long-term players in your garden. Once established, perennials return year after year, bringing a sense of permanence and reliability. While they may have shorter bloom periods than some annuals, perennials often have a more extensive root system, making them more drought-tolerant and requiring less maintenance. Additionally, perennials come in a variety of textures and foliage colors that can enhance the overall aesthetic of your yard, even when not in bloom.

How to Clean a Sink Trap



Maintaining a clean and clog-free sink trap is essential for the smooth operation of your kitchen or bathroom sink. Over time, debris, grease and food particles accumulate in the trap, leading to unpleasant odors and potential blockages. Here's a step-by-step guide to help you keep your sink trap clean and functioning efficiently.


- 1 Gather supplies:** You'll need a bucket, a pair of rubber gloves, a pipe wrench or pliers, an old toothbrush and some mild dish soap.
- 2 Prepare the area:** Place the bucket beneath the sink to catch any water or debris that may spill out during the cleaning process.
- 3 Remove the trap:** Using the pipe wrench or pliers, carefully loosen the slip nuts that connect the trap to the drainpipe. Once loosened, carefully remove the trap and place it in the bucket.
- 4 Clean the trap:** Use the old toothbrush and mild dish soap to scrub away any buildup and debris from the trap. Pay special attention to any hard-to-reach areas or stubborn residue.
- 5 Inspect for damage:** While cleaning, take the opportunity to inspect the trap for any signs of damage or wear. Replace any cracked or worn components to prevent future leaks or issues.
- 6 Reassemble and test:** Once the trap is clean, reassemble it and tighten the slip nuts securely. Run water through the sink to check for any leaks or drainage issues.





DO YOU KNOW SOMEONE WHO IS THINKING ABOUT BUYING OR SELLING A HOME? PLEASE MENTION MY NAME.

This newsletter is for informational purposes only and should not be substituted for legal or financial advice. If you are currently working with another real estate agent or broker, it is not a solicitation for business.



RALF MOLL

REAL ESTATE



4310 Tradewinds Drive Suite 600, Oxnard, CA 93035

Office: 805-985-Ralf (7253)

E-Mail: ralf@ralfmoll.com

Cell: 805-207-Ralf (7253)

Web Site: www.ralfmoll.com



Tips and trends for homeowners, buyers and sellers

Replacing Your Garage Door



Choose the right materials: Garage doors come in various materials, each offering unique benefits. Steel doors are durable and low maintenance, while wood doors add warmth and charm. When selecting the material, consider your climate and desired maintenance level.

Style and design: Your garage door's style should complement your home's architectural style. Whether you prefer traditional carriage-house doors, sleek modern designs or something in between, ensure that the door enhances your home's overall aesthetic.

Insulation and energy efficiency: Opting for an insulated garage door can improve energy efficiency and help regulate temperatures in your garage. This is particularly important if your garage is attached to your home or if you use it as a workspace.

Security features: Invest in a garage door with robust security features to protect your home and belongings. Look for features like sturdy locking mechanisms and smart technology integration for added peace of mind.

Professional installation: Proper installation is crucial for the functionality and longevity of your garage door. Hire a reputable professional to ensure the door is installed correctly and operates smoothly.

Selecting a new garage door for your home is a decision that goes beyond looks; it's about enhancing security, functionality and curb appeal. With many options available, here are some key considerations to help you choose the perfect garage door.

iStock.com/yunaval



Buying or selling a home can seem like an overwhelming task. A Certified Residential Specialist (CRS) can make the process easier—and more profitable. A CRS, with years of experience and success, will help you make smart decisions in a fast-paced, complex and competitive marketplace.

To earn the CRS Designation, residential real estate specialists must demonstrate outstanding professional achievements—including high-volume sales—and pursue advanced training in areas such as finance, marketing and technology. Contact your CRS today!