

WRC Stars & Strips Circuit

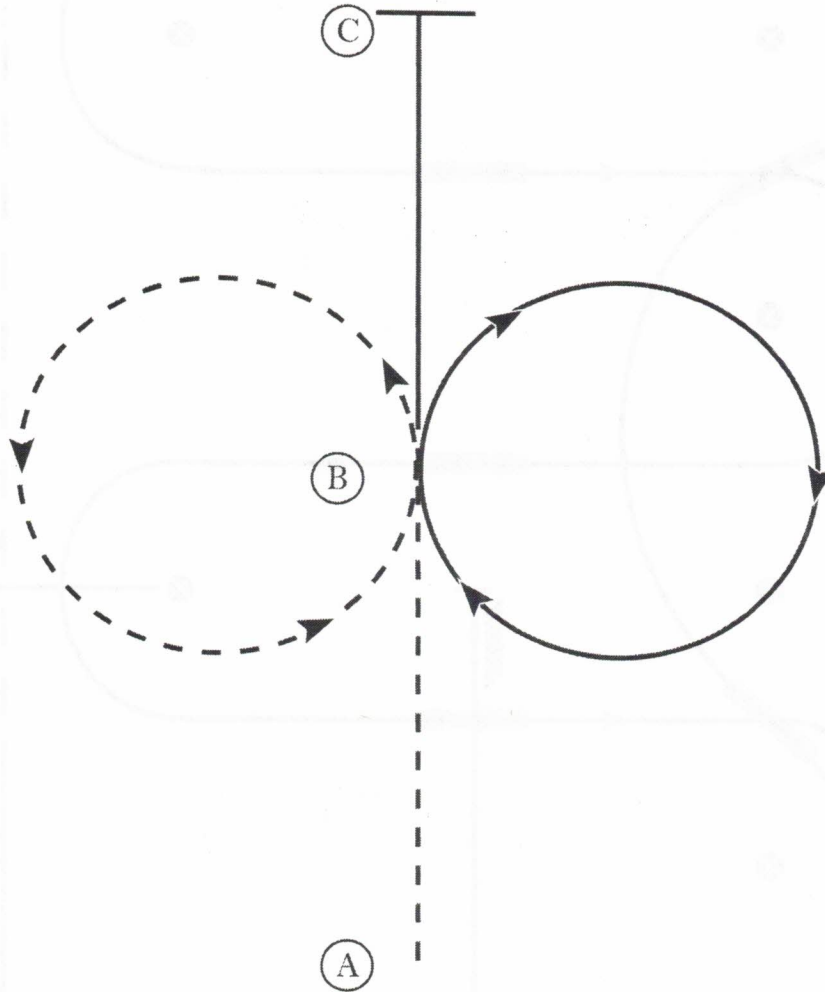
L1 Amt/Youth L1 Horsemanship

Rookie Amt/Yth Show Date: 07-03-2026

www.HorseShowPatterns.com

www.HorseShowPatterns.com

1. Jog A to B
2. At B jog a circle to the left
3. At B lope a circle to the right on the right lead
4. Continue the lope to C
5. At C stop



Walk
Jog	-----
Extended Jog	-----
Lope	—————
Leg Yield	
Lead Change	↘
Back	←←←←←
Marker	(B)
Sidepass	←←←←←

[WH/1-9]

Pattern Provided by:
Winfield Riding Club

WRC Stars & Strips Circuit

Horsemanship Small Fry

Show Date: 07-03-2026

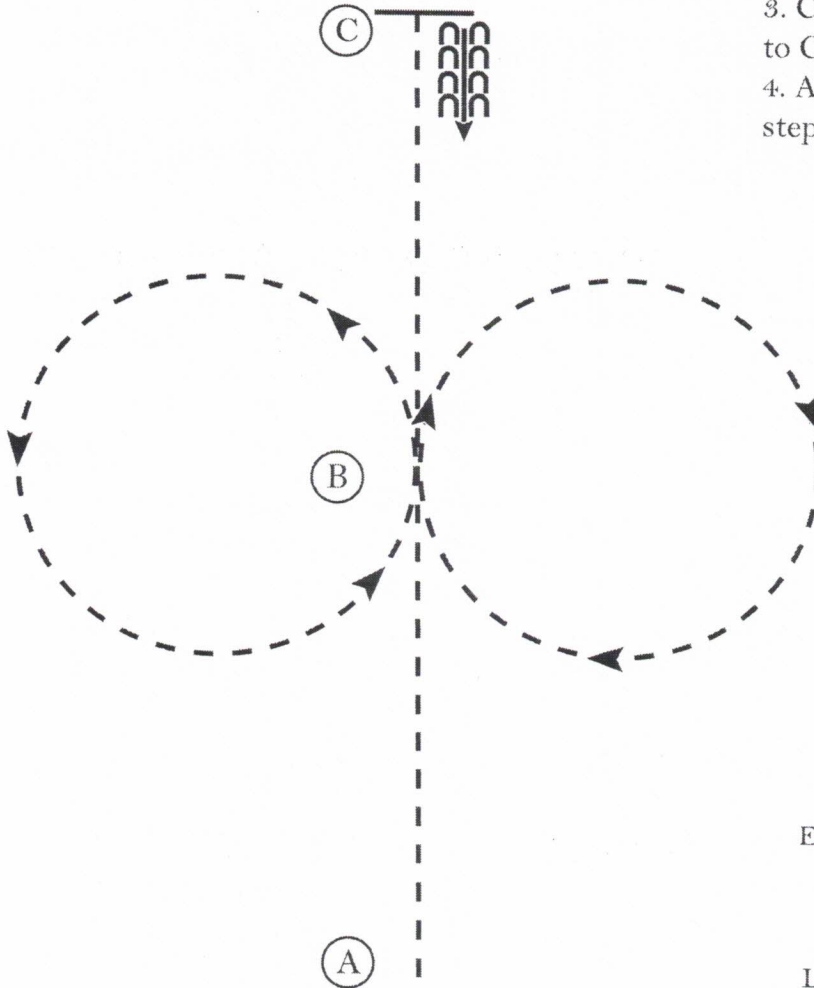
Amt W/T

Youth W/T

www.HorseShowPatterns.com

www.HorseShowPatterns.com

1. Jog A to B
2. At B perform a figure eight, beginning to the right
3. Continue the jog from B to C
4. At C stop and back 4 steps



Walk
Jog	- - - - -
Extended Jog	— — — — —
Lope	—————
Leg Yield	
Lead Change	↗ ↘
Back	← C C C C
Marker	⊙ B
Sidepass	- - - - ->

[WH/WT-5]

Pattern Provided by:
Winfield Riding Club

WRC Stars & Strips Circuit

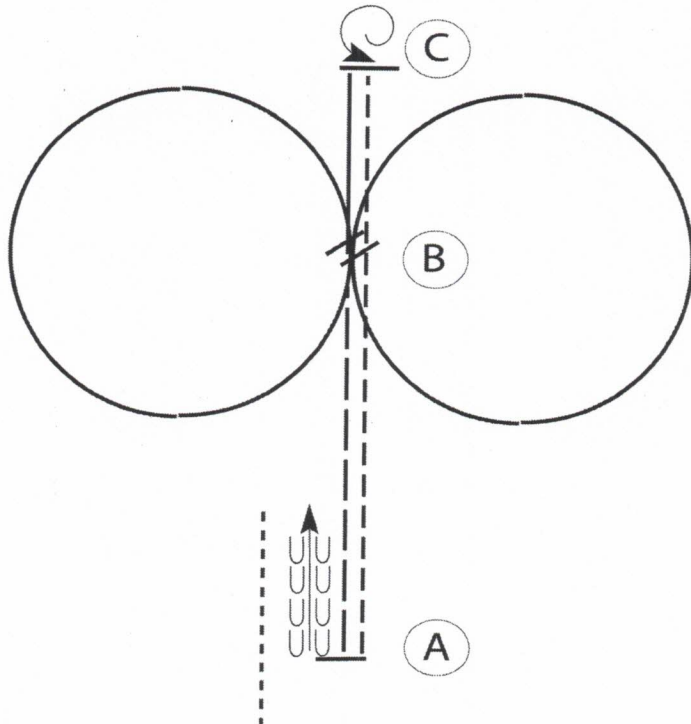
Amt-Youth
Select-Stock Breed

Horsemanship

Show Date: 07-03-2026

www.HorseShowPatterns.com

www.HorseShowPatterns.com



Be ready at A.

1. Jog from A to C.
2. Stop at C and spin 1 1/2 turns to the left.
3. Lope on the left lead to B.
4. Lope a circle with increased speed to the left.
5. Change leads at B and slow to a lope.
6. Lope a circle to the right.
7. Extended jog from B to A.
8. Stop at A and back approximately one horse length.
9. Walk to A and exit at a walk.

Follow the instructions of your ring steward.

Walk	-----
Jog	-----
Extended Jog	-----
Lope	-----
Leg Yield	
Lead Change	-----
Back	←←←←←
Marker	⊙ B
Sidepass	←-----→

[WH/3-72]

Pattern Provided by:
Winfield Riding Club