

WRC

PATTERNS

SATURDAY

JULY 5,

2025

NSBA Judge: Sharon Wellman

www.HorseShowPatterns.com

2025 patterns

Showmanship (Small Fry, Walk Trot)

Show Date: **4 EWD**



Be ready at A.

1. Trot to B.
2. Stop and perform a 180 degree turn.
3. Trot a half circle, then trot straight until even Judge.
4. Perform a 270 degree turn.
5. Trot halfway to Judge then walk to Judge. Stop and set up for inspection.
6. When dismissed, turn 90 degrees and walk straight away.

Follow the instructions of your ring steward.

Walk - - - - -

Trot — — — —

Back 

Marker  B

Judge 

Pattern Provided by:

[S/1-69]

SATURDAY

2025 patterns

Showmanship (All Showmanship except Small Fry & Walk Trot)

Show Date:

www.HorseShowPatterns.com

Be ready at A.

1. Trot to B.
2. Stop and perform a 180 degree turn.
3. Trot a half circle, then trot straight until past Judge.
4. Back until your horse's hip is even with Judge.
5. Perform a 270 degree turn.
6. Trot halfway to Judge then walk to Judge. Stop and set up for inspection.
7. When dismissed, turn 90 degrees and walk straight away.

Follow the instructions of your ring steward.

Walk

Trot

Back

Marker

Judge

←-----

(B)

(J)

www.HorseShowPatterns.com

[S/2-69]

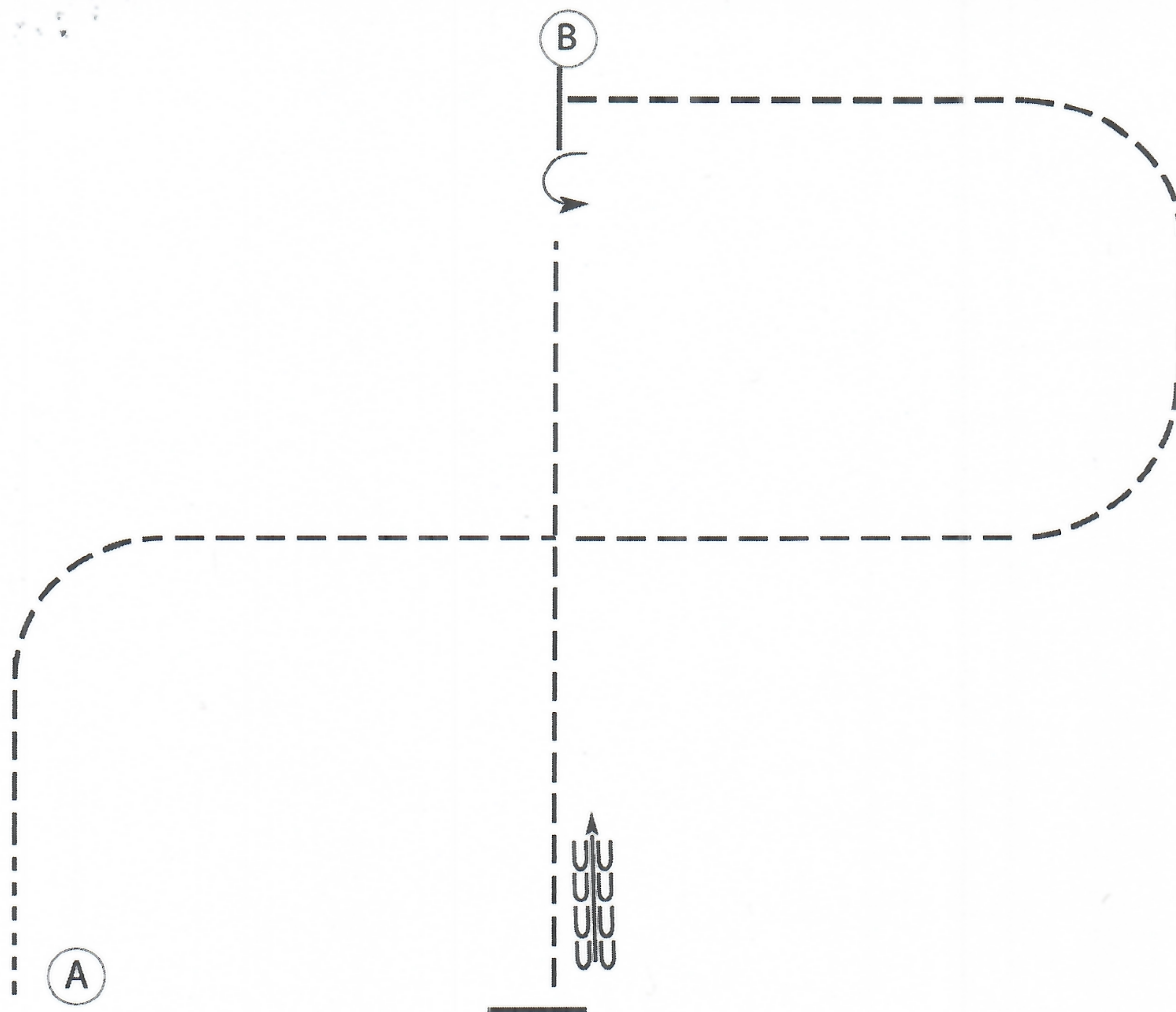
Pattern Provided by:

SATURDAY

2025 patterns

Hunt Seat Equitation (Small Fry, Walk Trot)

Show Date:



Be ready at A.

1. Forward walk for approximately 2 strides.
2. Trot on the left diagonal to center of pattern.
3. Change diagonals and trot on the right diagonal until even with B.
4. Stop and perform a 90 degree turn on the forehand to the left to change direction.
5. Sitting trot for 2-3 strides.
6. Trot on the left diagonal until even with A.
7. Stop and back.

Pattern is complete.

| | |
|---------------|-------|
| Walk | ----- |
| Trot | ----- |
| Extended Trot | ----- |
| Canter | ----- |
| Leg Yield | |
| Lead Change | /// |
| Back | ←←←← |
| Marker | (B) |
| Sidepass | ←←←← |
| Hand Gallop | ----- |

[HSE/WT-115]

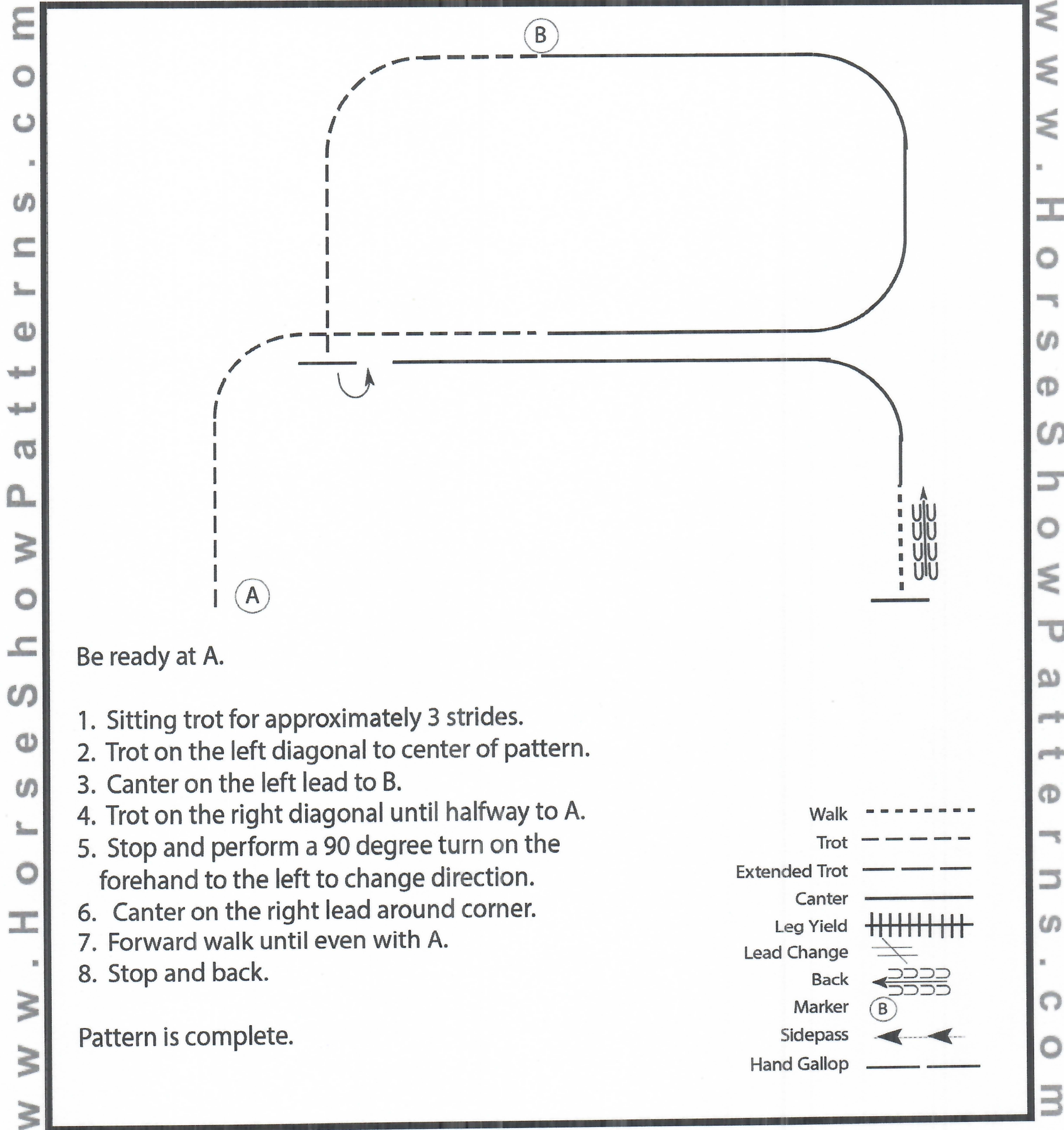
Pattern Provided by:

SATURDAY

2025 patterns

Hunt Seat Equitation (All L1, Rookie & Youth, Am. & Select)

Show Date: **+ STOCK BREED**



[HSE/2-115]

Pattern Provided by:

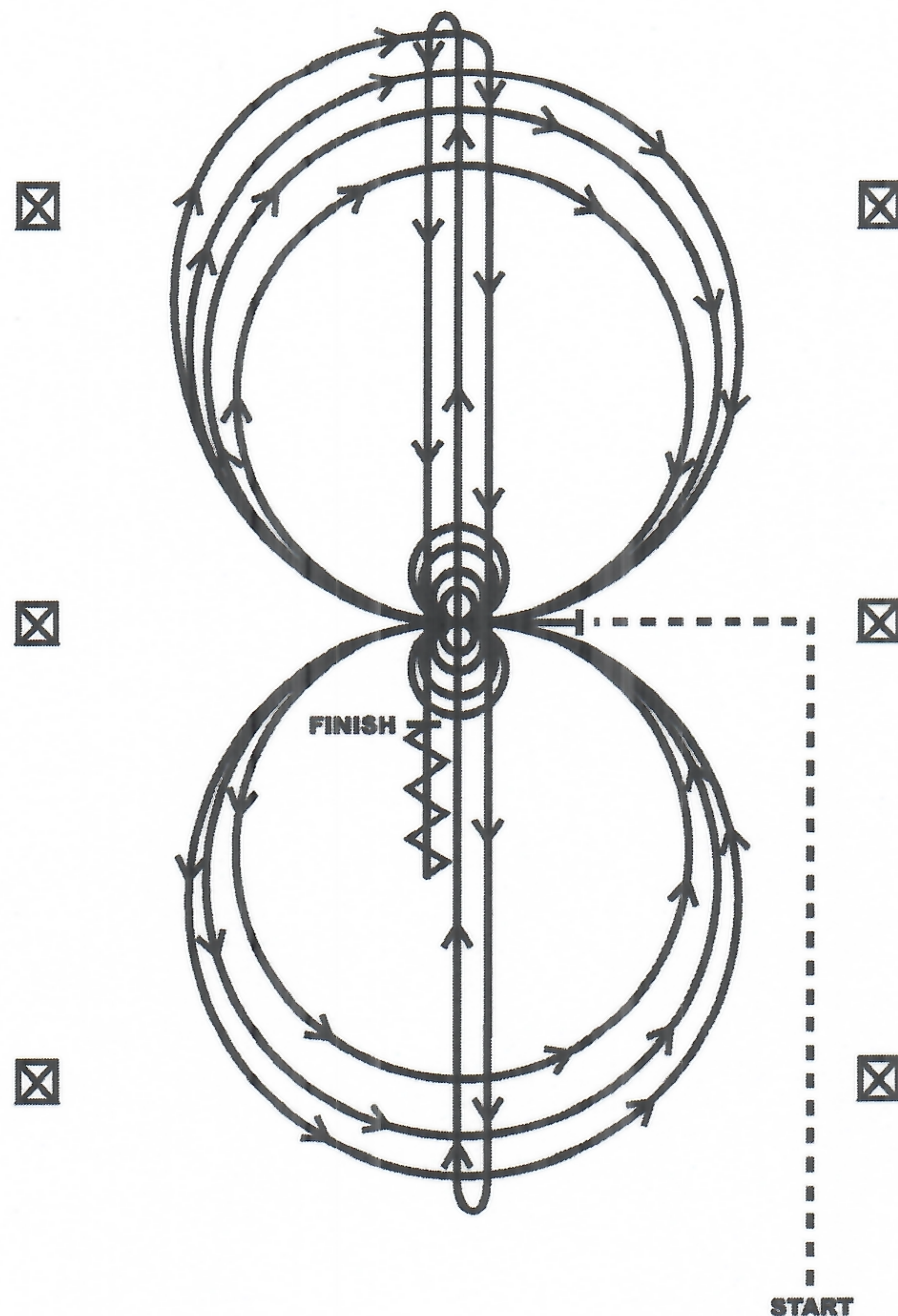
SATURDAY

2025 patterns

Reining (All Divisions)

Show Date:

REINING PATTERN II



Horses must jog to the center of the arena. Horses must walk or stop prior to starting the pattern. Beginning at the center of the arena facing the left wall or fence.

1. Complete four spins to the left. Hesitate.
2. Complete four spins to the right. Hesitate.
3. Beginning on the right lead complete three circles to the right; the first circle small and slow; the next two circles large and fast. Change leads at the center of the arena.
4. Complete three circles to the left; the first circle small and slow; the next two circles large and fast. Change leads at the center of the arena.
5. Begin a large circle to the right, but do not close this circle. Run down the center of the arena past the end marker and do a right rollback—no hesitation.
6. Run up the middle to the opposite end of the arena past the end marker and do a left rollback—no hesitation.
7. Run past the center marker and do a sliding stop. Back up to the center of the arena or at least ten feet (three meters). Hesitate to demonstrate completion of the pattern.

[R/AQHAP-11]

Pattern Provided by:

RANCH RIDING - PATTERN 7

SATURDAY

LEGEND

-

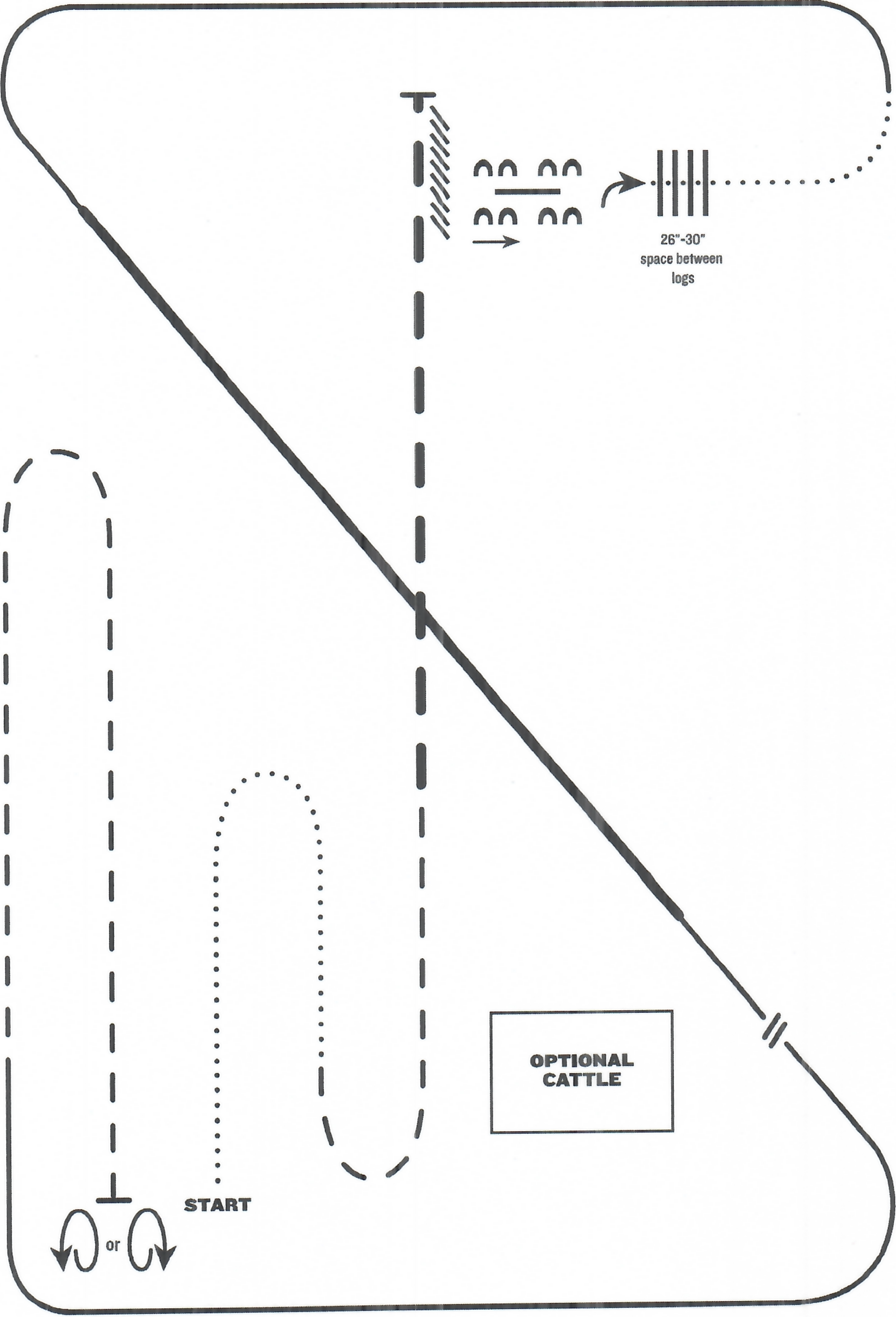
Walk
- ...

Extended Walk
- Trot
- Extended Trot
- Lope
- Extended Lope
- ////

Back
- \\

Lead Change

ALL



1. Walk
2. Trot
3. Extended trot
4. Stop and back
5. Side pass right over log
6. 1/4 turn right, walk over logs
7. Walk
8. Lope left lead
9. Extended lope left lead
10. Collect lope, change leads (simple or flying)
11. Lope right lead
12. Trot
13. Stop, one 360° turn either direction

Note: The drawn description of this pattern is only intended for the general depiction of the pattern. Exhibitors should utilize the arena space to best exhibit their horses.