

West Virginia Quarter Horse

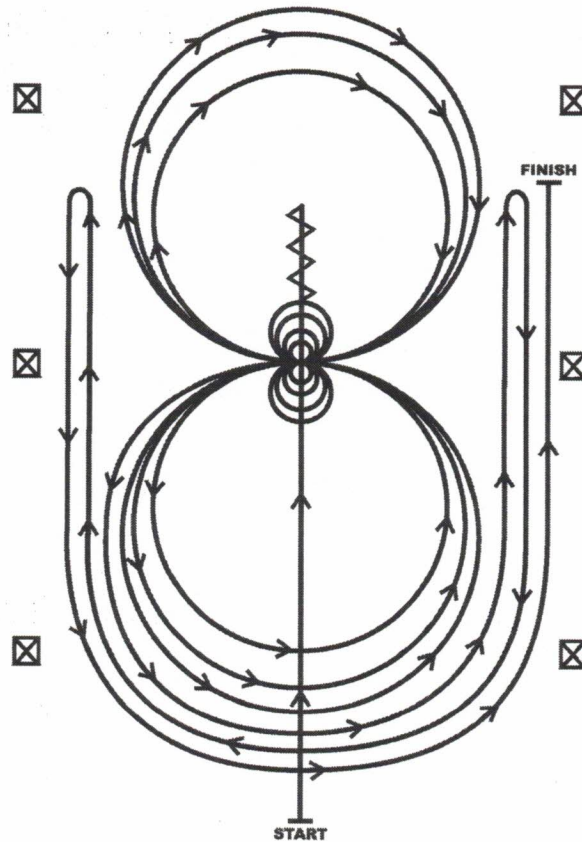
All Reining

Show Date: June 13-14

www.HorseShowPatterns.com

www.HorseShowPatterns.com

REINING PATTERN 9



1. Run past the center marker and do a sliding stop. Back up to the center of the arena or at least ten feet (three meters). Hesitate.
2. Complete four spins to the right. Hesitate.
3. Complete four and one-quarter spins to the left so that horse is facing the left wall or fence. Hesitate.
4. Beginning on the left lead, complete three circles to the left: the first circle small and slow; the next two circles large and fast. Change leads at the center of the arena.
5. Complete three circles to the right: the first circle small and slow; the next two circles large and fast. Change leads at the center of the arena.
6. Begin a large circle to the left but do not close this circle. Run up the right side of the arena past the center marker and do a right rollback at least twenty feet (six meters) from the wall or fence—no hesitation.
7. Continue back around the previous circle but do not close this circle. Run up the left side of the arena past the center marker and do a left rollback at least twenty feet (six meters) from the wall or fence—no hesitation.
8. Continue back around previous circle but do not close this circle. Run up right side of the arena past the center marker and do a sliding stop at least twenty feet (six meters) from the wall or fence. Hesitate to demonstrate completion of the pattern.

Pattern Provided by:

The Judges

[R/AQHAP-9]

West Virginia Quarter Horse

L 1 Western Riding

Show Date: June 13-14

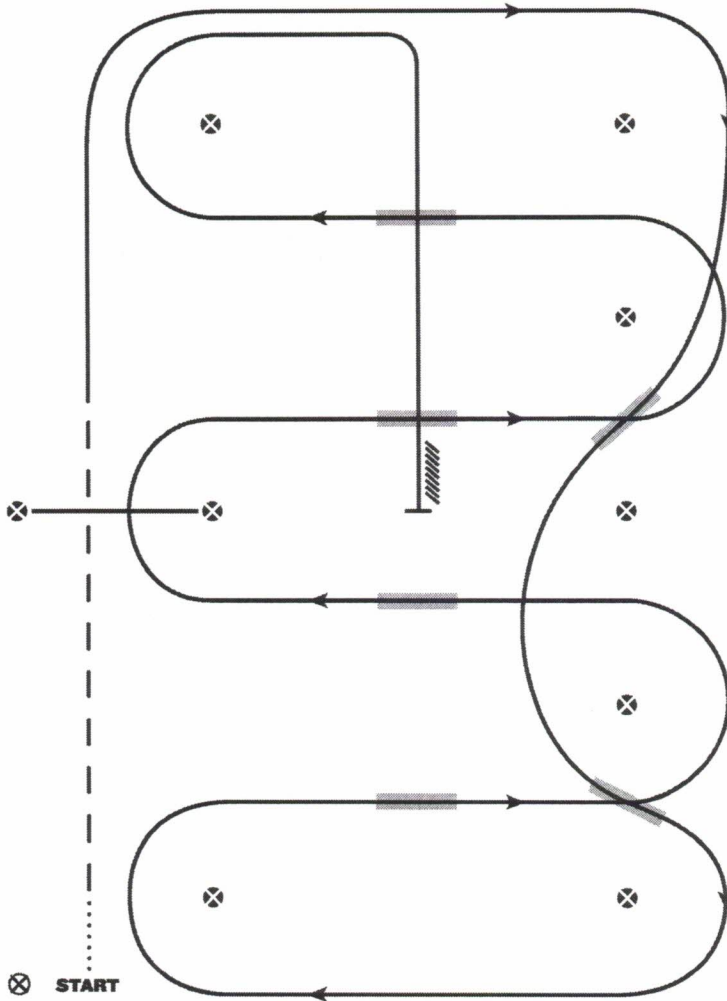
www.HorseShowPatterns.com

www.HorseShowPatterns.com

LEVEL I WESTERN RIDING PATTERN 6

LEGEND

.....	Walk
- - - -	Jog
————	Lope
//////	Back
▬▬▬▬	Load Changing Area



1. Walk at least 15 feet from start cone to the first marker, transition to jog, jog over log.
2. Transition to the lope right lead & lope around end
3. First line change
4. Second line change, lope around the end of arena
5. First crossing change
6. Second crossing change
7. Lope over log
8. Third crossing change
9. Fourth crossing change
10. Lope up the center, stop & back

Revised 06-07-2021

[WR/GP-6]

Pattern Provided by:

The Judges

West Virginia Quarter Horse

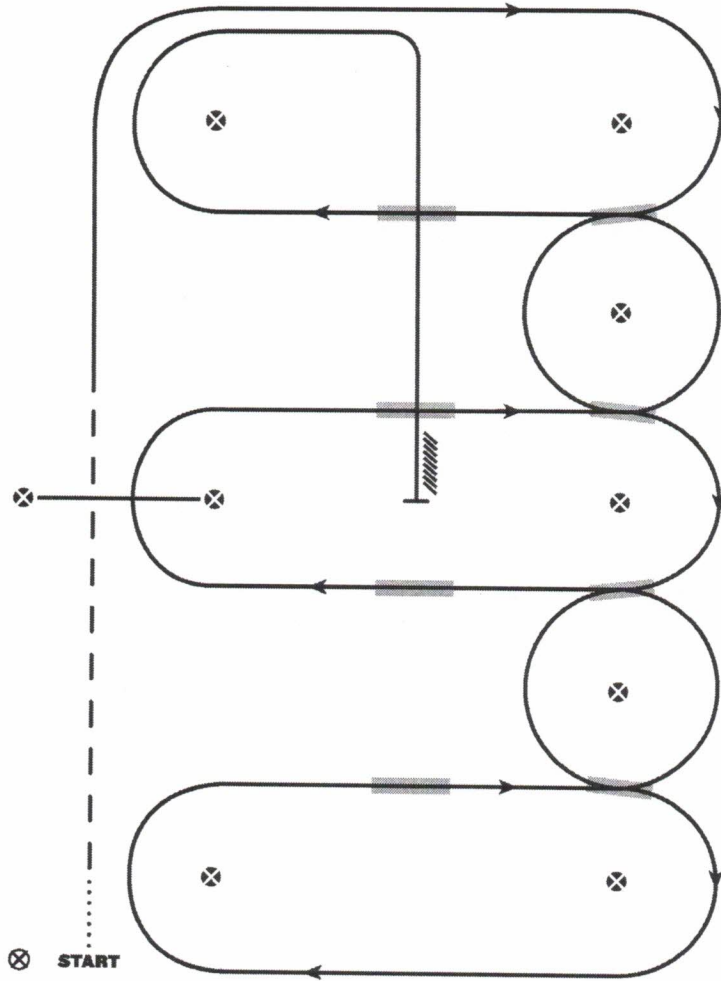
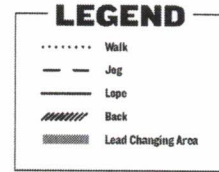
Western Riding All except L1

Show Date: June 13-14

www.HorseShowPatterns.com

www.HorseShowPatterns.com

WESTERN RIDING - PATTERN 6



1. Walk at least 15 feet from start cone to the first marker, transition to jog, jog over log
2. Transition to the lope right lead & lope around end
3. First line change
4. Second line change
5. Third line change
6. Fourth line change lope around the end of arena
7. First crossing change
8. Second crossing change
9. Lope over log
10. Third crossing change
11. Fourth crossing change
12. Lope up the center, stop & back

Revised 06-07-2021

[WR/OP-6]

Pattern Provided by:

The Judges

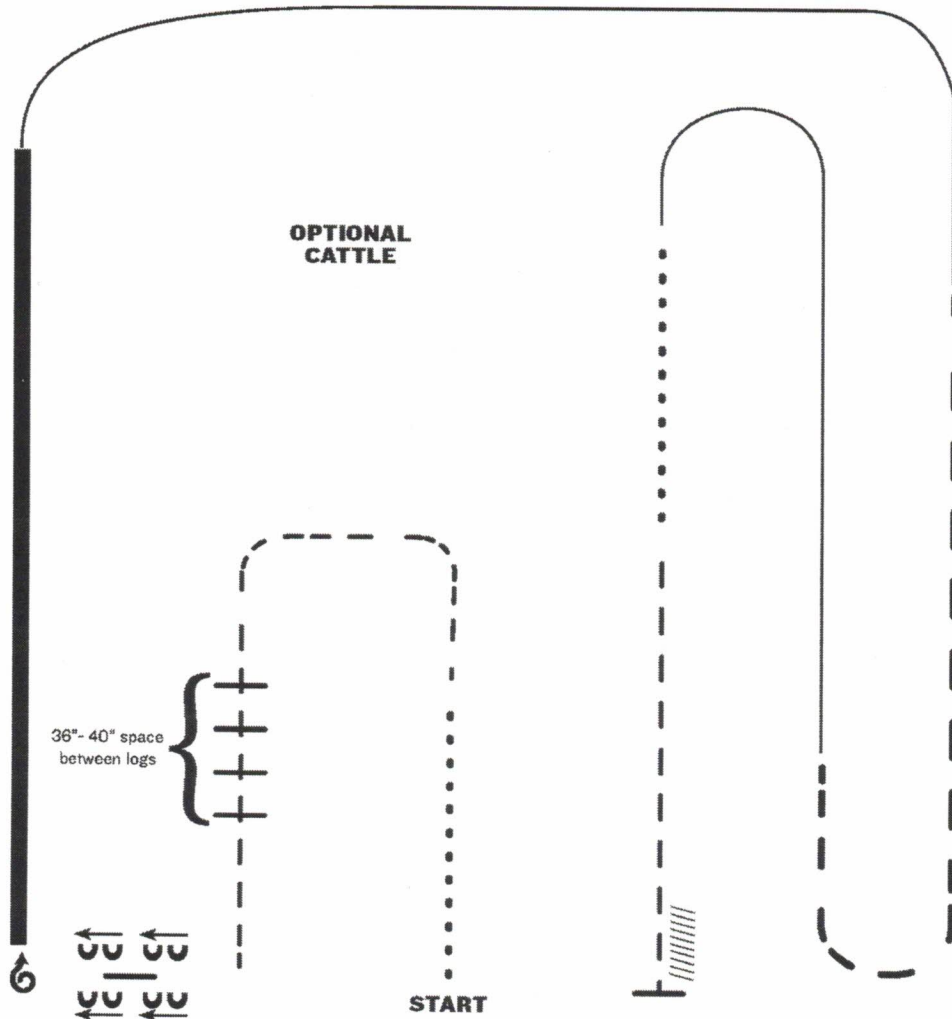
West Virginia Quarter Horse

All Ranch Riding

Show Date: June 13-14

www.HorseShowPatterns.com

www.HorseShowPatterns.com



1. Walk
2. Trot
3. Trot logs
4. Side pass right
5. 1 1/2 turns right
6. Extended lope (right lead)
7. Lope right lead
8. Extended trot
9. Lope left lead
10. Walk
11. Trot
12. Stop and back

Note: The drawn description of this pattern is only intended for the general depiction of the pattern. Exhibitors should utilize the arena space to best exhibit their horses.

[RR/AQHA-12]

Pattern Provided by:

The Judges

West Virginia Quarter Horse

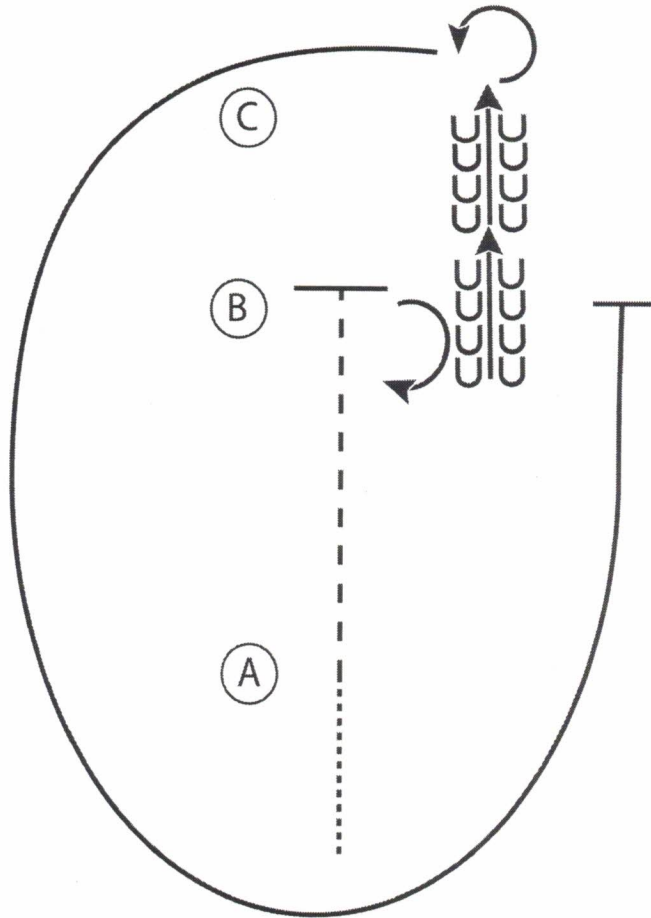
ALL Youth and Amateur Horsemanship

Show Date: June 13-14

& Select Amt

www.HorseShowPatterns.com

www.HorseShowPatterns.com



1. Walk to A
2. Jog A to B
3. Stop at B and perform a 180 degree turn to the right
4. Back to C
5. At C perform a 270 degree turn to the left
6. Lope a circle around A, returning to B
7. Stop at B

Walk
Jog	-----
Extended Jog	-----
Lope	————
Leg Yield	
Lead Change	↙
Back	← 3333 3333
Marker	⊙ (B)
Sidepass	←---←

[WH/2-14]

Pattern Provided by:
The Judges

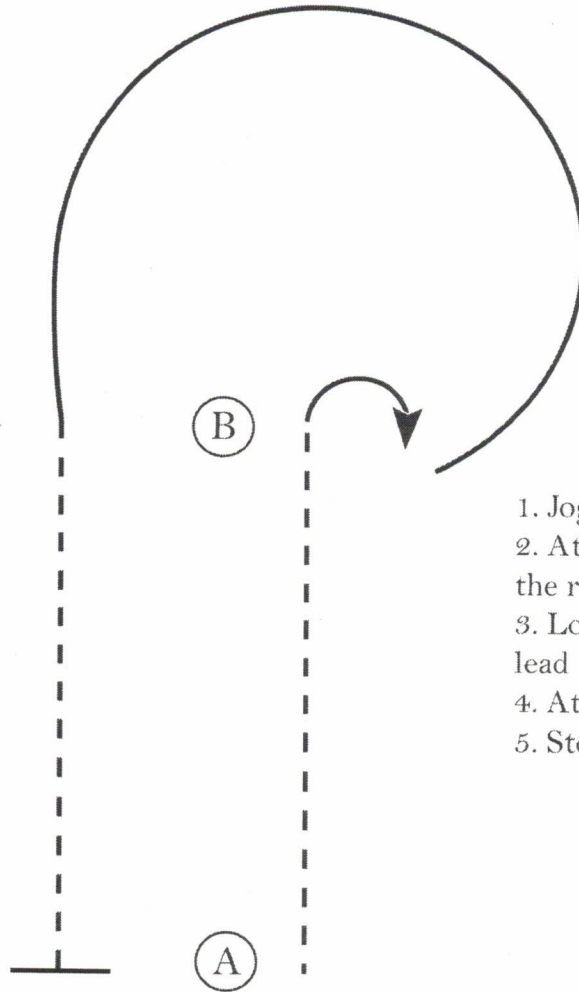
West Virginia Quarter Horse

Rookie and Level One Horsemanship

Show Date: June 13-14

www.HorseShowPatterns.com

www.HorseShowPatterns.com



1. Jog A to B
2. At B perform a 90 degree turn to the right
3. Lope a circle around B on the left lead
4. At B jog to A
5. Stop at A.

Walk
Jog	- - - - -
Extended Jog	— — — — —
Lope	—————
Leg Yield	
Lead Change	↗ ↘
Back	←←←←←
Marker	⊙ (B)
Sidepass	← - - - - →

[WH/1-14]

Pattern Provided by:
The Judges

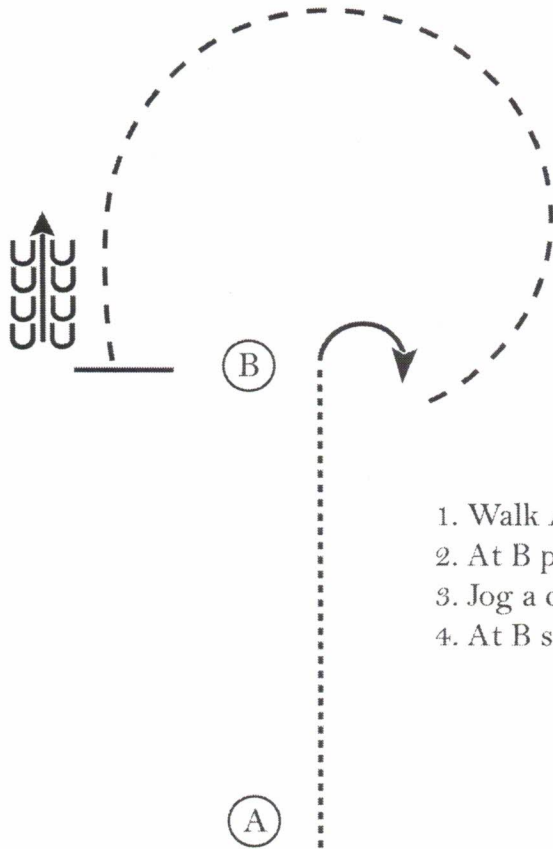
West Virginia Quarter Horse

Walk Jog and Small Fry Horsemanship

Show Date: June 13-14

www.HorseShowPatterns.com

www.HorseShowPatterns.com



1. Walk A to B
2. At B perform a 90 degree turn to the right
3. Jog a circle around B
4. At B stop and back 4 steps

Walk
Jog	-----
Extended Jog	-----
Lope	—————
Leg Yield	
Lead Change	↙
Back	←
Marker	Ⓚ
Sidepass	←- - - - ->

[WH/WT-7]

Pattern Provided by:

The Judges

West Virginia Quarter Horse

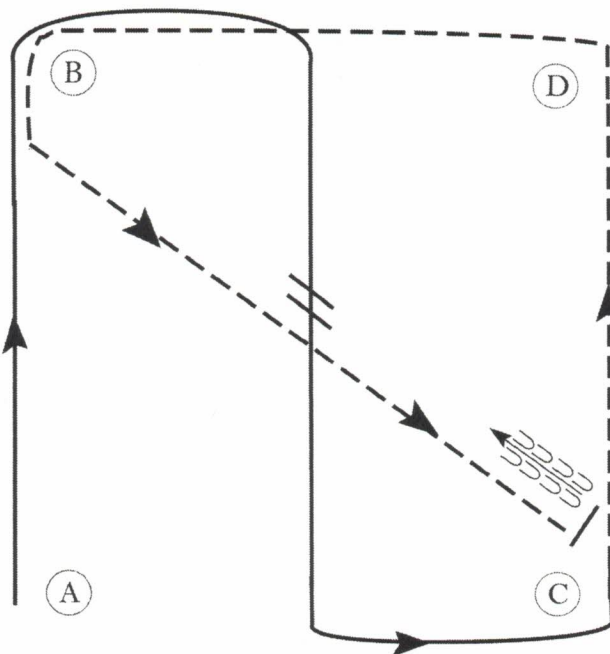
ALL Youth and Amateur Equitation

Show Date: June 13-14

& Select Amt

www.HorseShowPatterns.com

www.HorseShowPatterns.com



Be ready at A.

1. Canter on the right lead to and around B.
2. Halfway between B and C, change leads.
3. Canter on left lead to and around C.
4. Posting trot on the left diagonal from C to D.
5. At D, change diagonals and continue to trot to B.
6. At B, sitting trot to C.
7. Stop and back one horse length at C.

Walk	-----
Trot	- - - - -
Extended Trot	— — — — —
Canter	—————
Leg Yield	
Lead Change	↙ ↘
Back	← ← ← ← ←
Marker	⊙ B
Sidepass	← ← ← ← ←
Hand Gallop	— — — — —

[HSE/2-25]

Pattern Provided by:

The Judges

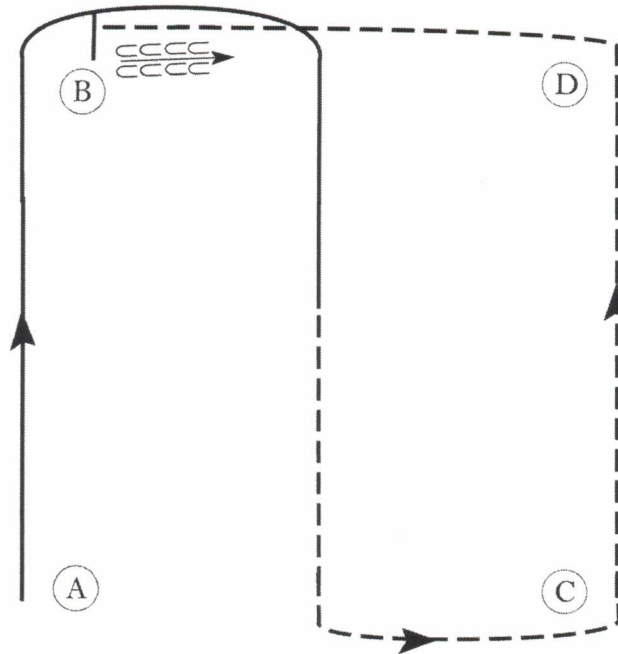
West Virginia Quarter Horse

Rookie/Level One Equitation

Show Date: June 13-14

www.HorseShowPatterns.com

www.HorseShowPatterns.com



Be ready at A.

1. Canter on the right lead to and around B.
2. Halfway between B and C, break to the trot.
3. Posting trot on the right diagonal to C.
5. At C, change diagonals and continue to trot to D.
6. At D, sitting trot to B.
7. At B, stop and back one horse length.

Walk	-----
Trot	- - - - -
Extended Trot	-----
Canter	-----
Leg Yield	
Lead Change	↙ ↘
Back	← C C C C
Marker	⊙ B
Sidepass	← - - - -
Hand Gallop	-----

[HSE/1-25]

Pattern Provided by:

The Judges

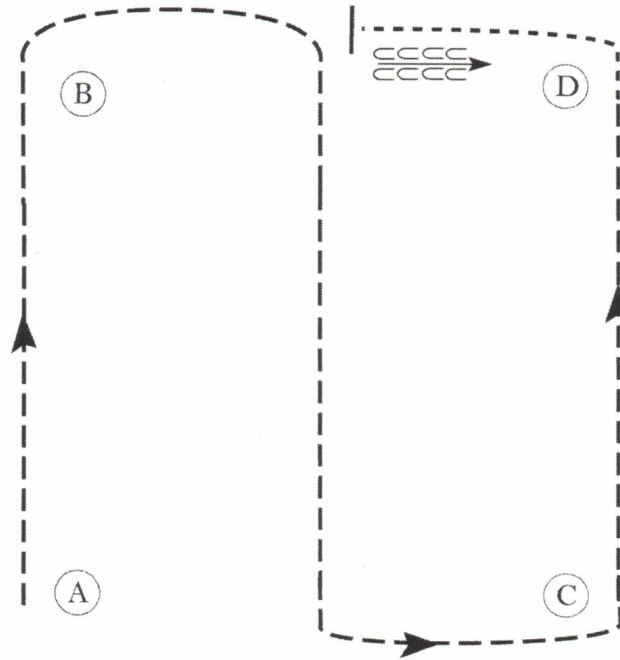
West Virginia Quarter Horse

Walk Trot and Small Fry Equitation

Show Date: June 13-14

www.HorseShowPatterns.com

www.HorseShowPatterns.com



Be ready at A.

1. Posting trot to and around B on the left diagonal.
2. Halfway between B and C, change diagonals.
3. Posting trot on the right diagonal to and around C.
4. Continue to trot to D.
5. At D, walk.
6. Walk until halfway to B, stop and back one horse length.

Walk	-----
Trot	- - - - -
Extended Trot	— — — — —
Canter	— — — — —
Leg Yield	
Lead Change	— / —
Back	← C C C C C
Marker	⊙ B
Sidepass	← — — — —
Hand Gallop	— — — — —

[HSE/WT-25]

Pattern Provided by:

The Judges

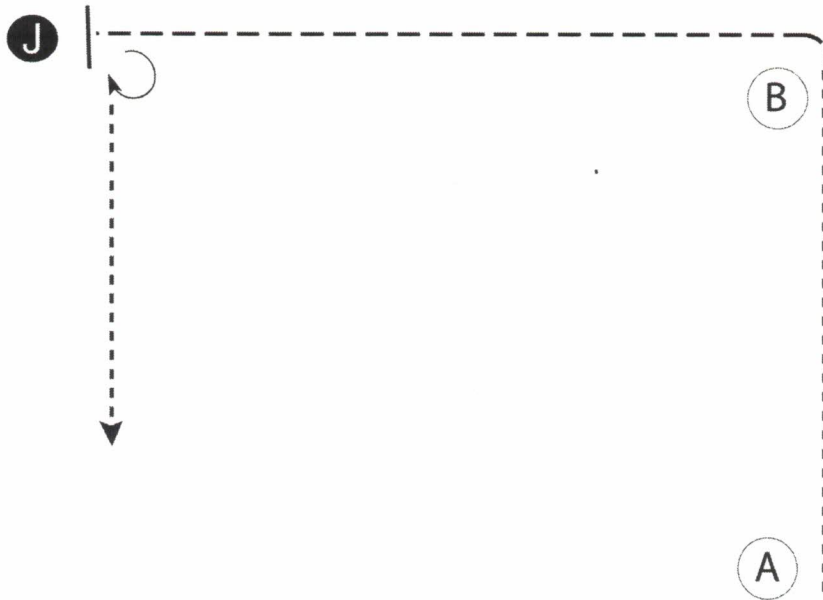
West Virginia Quarter Horse

Small Fry Showmanship

Show Date: June 13-14

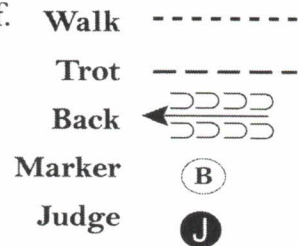
www.HorseShowPatterns.com

www.HorseShowPatterns.com



Be ready at A.

1. Walk to B.
2. Trot around B and to judge.
3. Stop and set up for inspection.
4. When dismissed, turn 270 degrees and walk straight off.



[SWT-23]

Pattern Provided by:

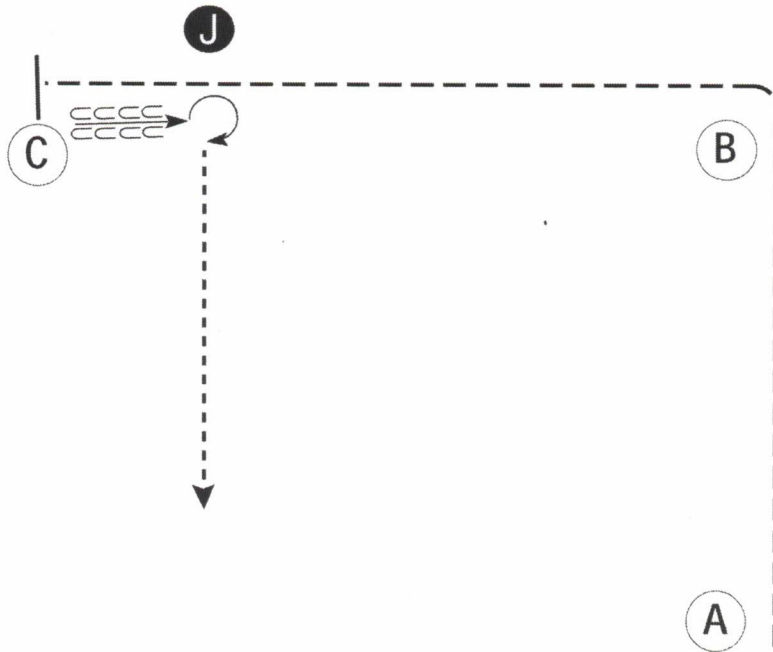
The Judges

West Virginia Quarter Horse Chris Payne Memorial Showmanship

Show Date: June 13-14

www.HorseShowPatterns.com

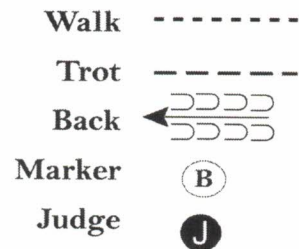
www.HorseShowPatterns.com



Be ready at A.

1. Trot to and around B.
2. Trot past judge to C.
3. Stop at C.
4. Back until the hind end of your horse is even with the judge.
5. Turn 270 degrees and set up for inspection.
6. When dismissed, walk straight away from judge.

Follow the instructions of your ring steward.



[S/3-23]

Pattern Provided by:
The Judges

West Virginia Quarter Horse

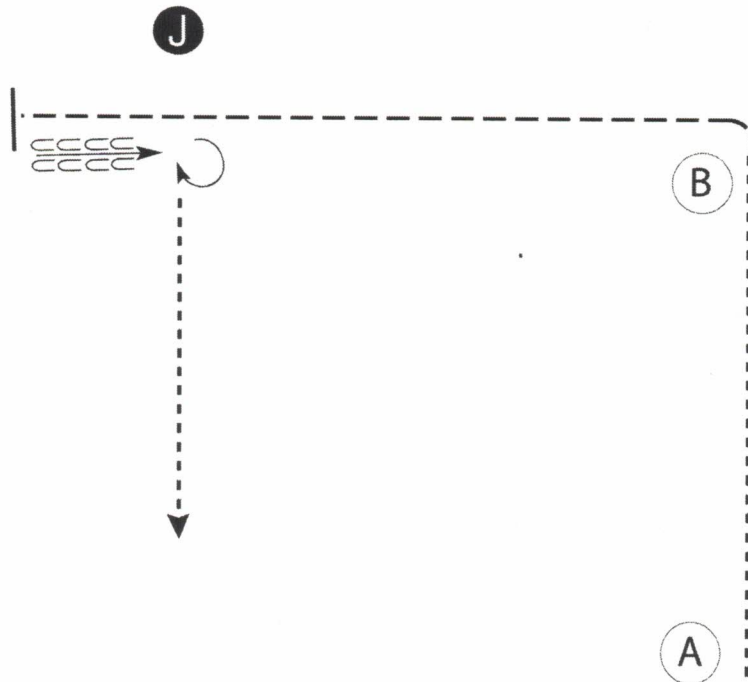
Youth and Amateur Showmanship

Show Date: June 13-14

& Select Amt

www.HorseShowPatterns.com

www.HorseShowPatterns.com



Be ready at A.

1. Walk to B.
2. Trot around B and past judge.
3. Stop past judge and back until hind end of horse is even with judge.
4. Turn 270 degrees and set up for inspection.
5. When dismissed, walk straight away from judge.

Walk	-----
Trot	- . - . - .
Back	← ——— ———
Marker	⊙ B
Judge	● J

[S/2-23]

Pattern Provided by:

The Judges

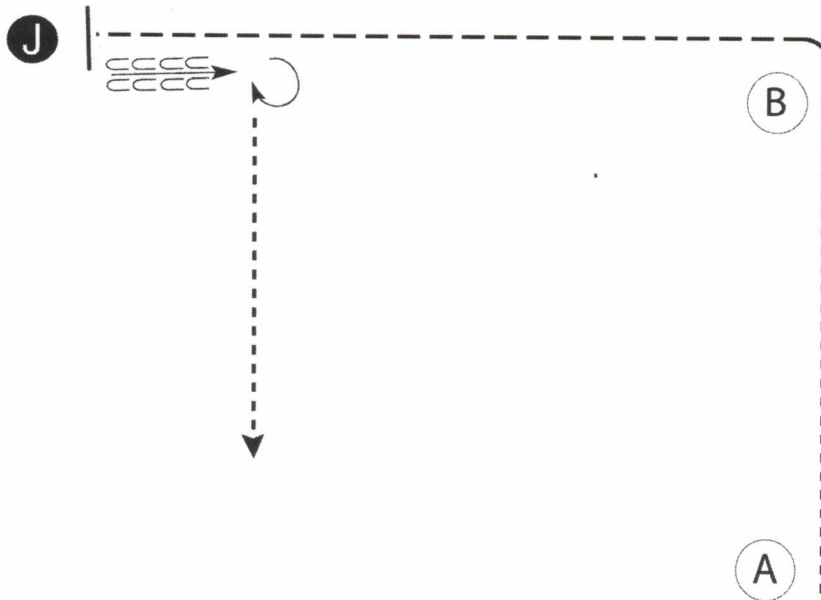
West Virginia Quarter Horse

Stock Breed/Rookie/Novice

Show Date: June 13-14

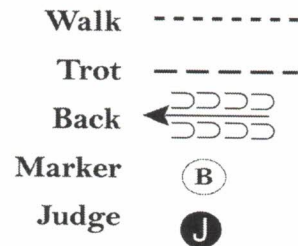
www.HorseShowPatterns.com

www.HorseShowPatterns.com



Be ready at A.

1. Walk to B.
2. Trot around B and to judge.
3. Stop and set up for inspection.
4. When dismissed, back one horse length.
5. Turn 270 degrees and walk straight off.



[S/1-23]

Pattern Provided by:

The Judges