

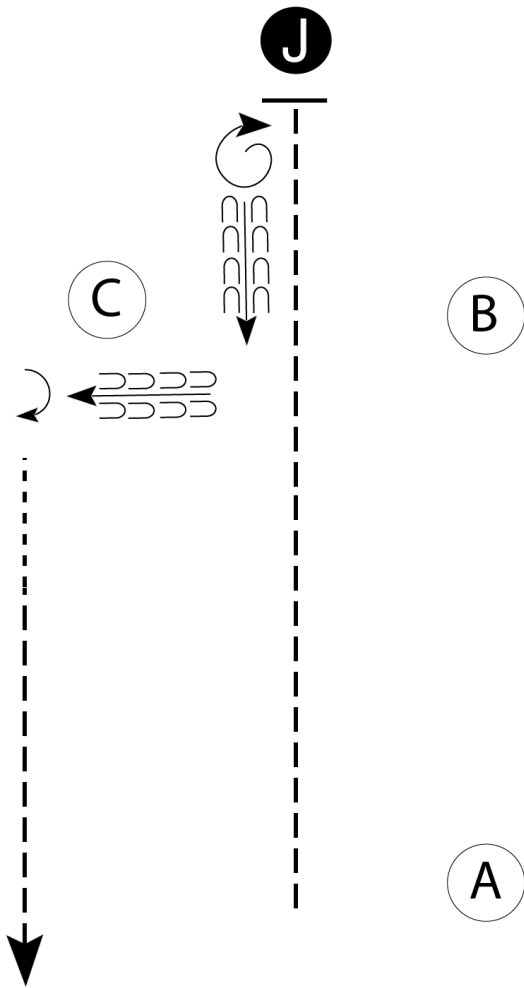
Winfield Riding Club

Showmanship (AM, Select, 14-18, 13/U, Chris Payne Memorial)

Show Date: 04/11-12/2026

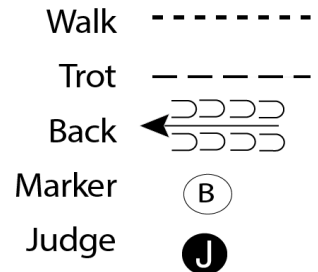
w w w . H o r s e S h o w P a t t e r n s . c o m

w w w . H o r s e S h o w P a t t e r n s . c o m



Be ready at A.

1. Trot to Judge.
2. Perform a 360 degree turn.
3. Set up for Inspection.
4. When dismissed, back L.
5. Perform a 90 degree turn.
6. Walk 2 horse lengths then trot to exit.
7. Pattern is complete once you trot past start cone.



[S/1]

Pattern Provided by:

Judges

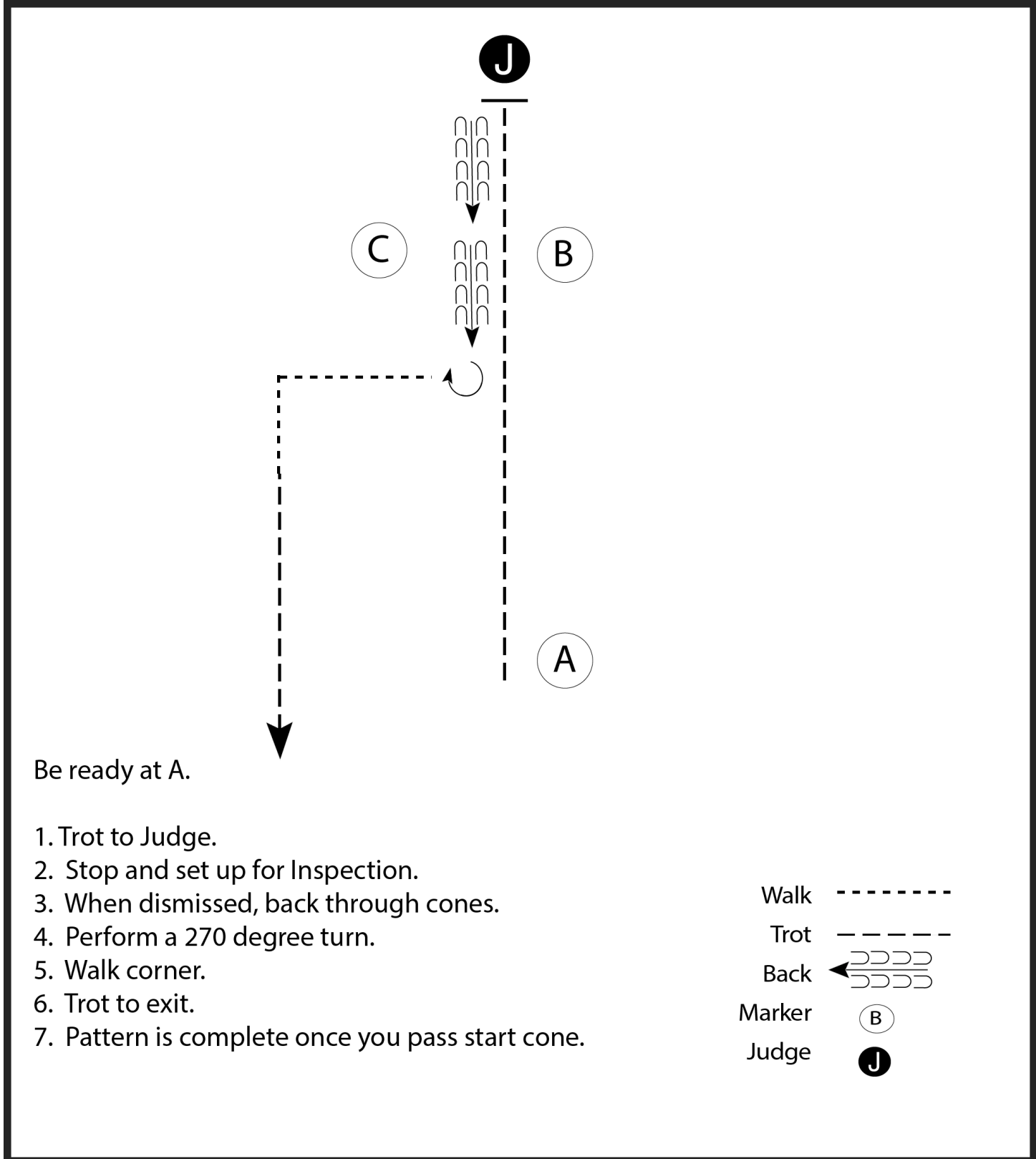
Winfield Riding Club

Showmanship (Rookie YTH/AM, L1 YTH/AM, Stock,)

Show Date: 04/11-12/2026

w w w . H o r s e S h o w P a t t e r n s . c o m

w w w . H o r s e S h o w P a t t e r n s . c o m



Be ready at A.

1. Trot to Judge.
2. Stop and set up for Inspection.
3. When dismissed, back through cones.
4. Perform a 270 degree turn.
5. Walk corner.
6. Trot to exit.
7. Pattern is complete once you pass start cone.

Walk	-----
Trot	- - - - -
Back	←
Marker	⊙ B
Judge	● J

[S/3]

Pattern Provided by:

Judges

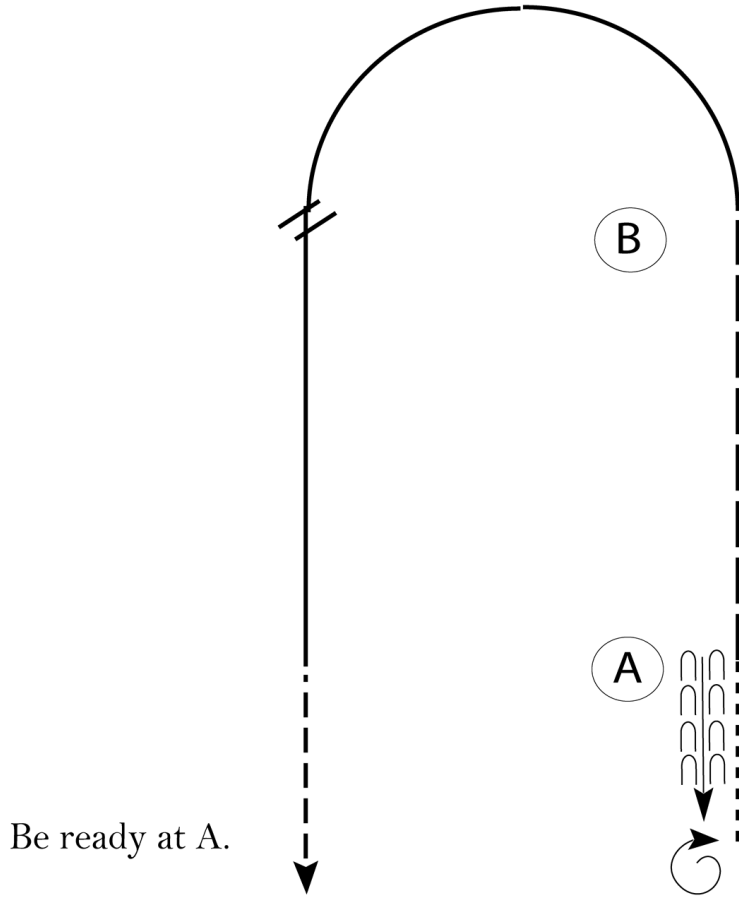
Winfield Riding Club

Horsemanship (AM, Select, 14-18, 13/U)

Show Date: 04/11-12/2026

www.HorseShowPatterns.com

www.HorseShowPatterns.com



Be ready at A.

1. When acknowledged, back approximately 2 horse lengths.
2. Perform a 360 degree turn to the right.
3. Walk to A.
4. Extend the jog to B.
5. Lope on the left lead in a half circle until even with B.
6. Perform a lead change.
7. Lope on the right lead until even with A.
8. Break to a jog and exit pattern at a jog.

Pattern is over once you have jogged two strides past A.

Follow the instructions of your ring steward.

Walk	-----
Jog	-----
Extended Jog	-----
Lope	-----
Lead Change	////
Back	←←←←←
Marker	(B)

[WH/3-83]

Pattern Provided by:

Judges

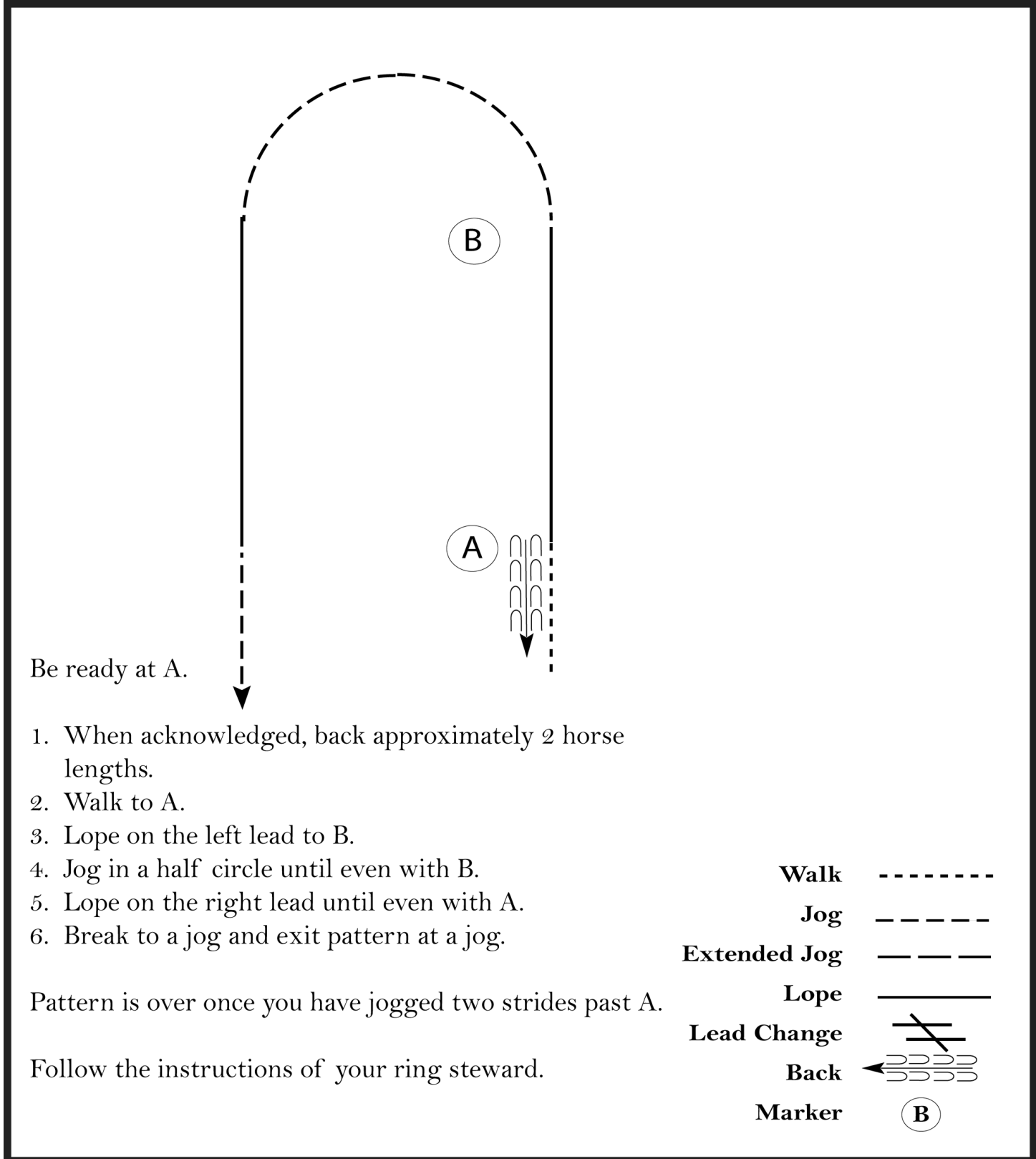
Winfield Riding Club

Horsemanship (Rookie AM/Yth, Level 1 AM/YTH, Stock Breed)

Show Date: 04/11-12/2026

www.HorseShowPatterns.com

www.HorseShowPatterns.com



Be ready at A.

1. When acknowledged, back approximately 2 horse lengths.
2. Walk to A.
3. Lope on the left lead to B.
4. Jog in a half circle until even with B.
5. Lope on the right lead until even with A.
6. Break to a jog and exit pattern at a jog.

Pattern is over once you have jogged two strides past A.

Follow the instructions of your ring steward.

- Walk - - - - -
- Jog - - - - -
- Extended Jog - - - - -
- Lope | | | | |
- Lead Change / \ / \ / \
- Back ← | | | | |
- Marker (B)

[WH/2-83]

Pattern Provided by:

Judges

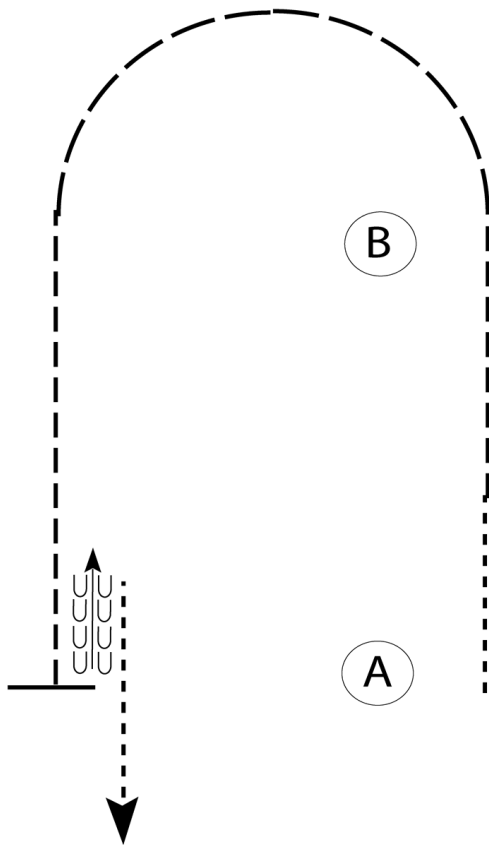
Winfield Riding Club

Horsemanship (Small Fry, Level 1 WT AM/YTH)

Show Date: 04/11-12/2026

w w w . H o r s e S h o w P a t t e r n s . c o m

w w w . H o r s e S h o w P a t t e r n s . c o m



Be ready at A.

1. When acknowledged, walk two horse lengths from A.
2. Jog to B.
3. Extended jog in a half circle until even with B.
4. Jog until even with A.
5. Stop even with A and back approximately one horse length.
6. Exit pattern at a walk.

Follow the instructions of your ring steward.

Walk	-----
Jog	- - - - -
Extended Jog	— — — —
Lope	— — — —
Lead Change	
Back	
Marker	(B)

[WH/WT-83]

Pattern Provided by:

Judges

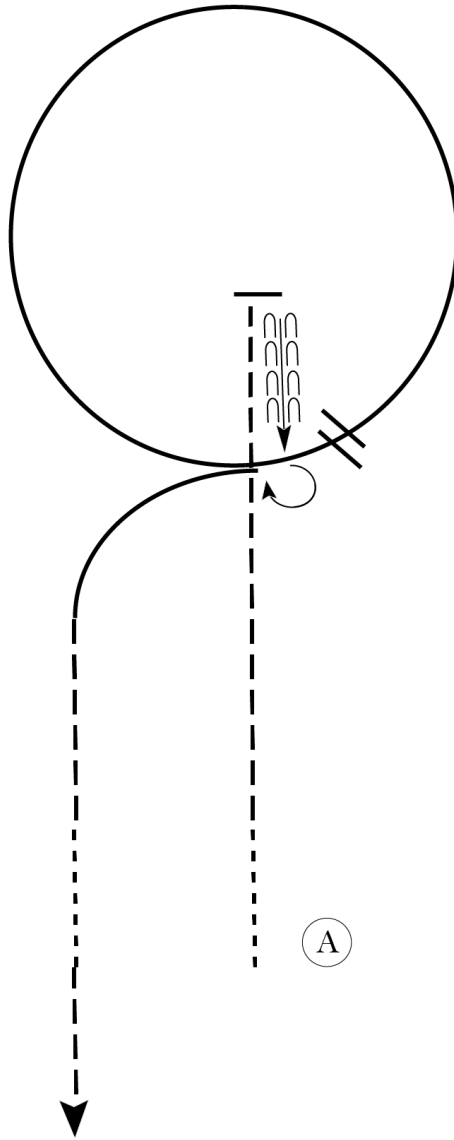
Winfield Riding Club

Hunt Seat Eq. (AM, Select, 14-18, 13/U)

Show Date: 04/11-12/2026

W W W . H O R S E S H O W P A T T E R N S . C O M

W W W . H O R S E S H O W P A T T E R N S . C O M



Be ready at A.

1. Walk two horse lengths then posting trot on the left diagonal past the center of the arena.
2. Stop and back approximately two horse lengths.
3. Perform a 270 degree turn on the forehand to the right.
4. Canter a circle on the right lead.
5. Perform a simple or flying lead change.
6. Canter on the left lead.
7. Posting trot on the right diagonal then walk two horse lengths. Pattern is complete, exit at a sitting trot.

Walk	-----
Trot	- - - - -
Extended Trot	- - - - -
Canter	—————
Leg Yield	
Lead Change	↘ ↙
Back	← ← ← ← ←
Marker	ⓑ
Sidepass	← - - - - →
Hand Gallop	—————

[HSE/3-82]

Pattern Provided by:

Judges

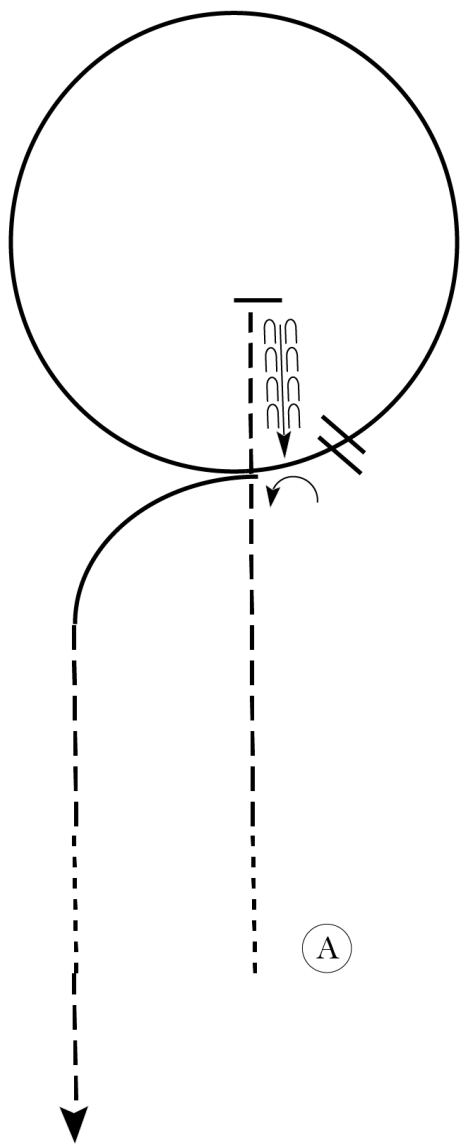
Winfield Riding Club

Hunt Seat Eq. (Rookie AM/YTH, Level 1 AM/YTH, Stock Breed)

Show Date: 04/11-12/2026

w w w . H o r s e S h o w P a t t e r n s . c o m

w w w . H o r s e S h o w P a t t e r n s . c o m



Be ready at A.

1. Walk two horse lengths then posting trot on the left diagonal past the center of the arena.
2. Stop and back approximately two horse lengths.
3. Perform a 90 degree turn on the forehand to the left.
4. Canter a circle on the right lead.
5. Perform a simple or flying lead change.
6. Canter on the left lead.
7. Posting trot on the right diagonal then walk two horse lengths. Pattern is complete, exit at a sitting trot.

Walk	-----
Trot	- - - - -
Extended Trot	-----
Canter	—————
Leg Yield	
Lead Change	↙ ↘
Back	← ← ← ← ←
Marker	⊙ (B)
Sidepass	← - - - - →
Hand Gallop	—————

[HSE/2-82]

Pattern Provided by:

Judges

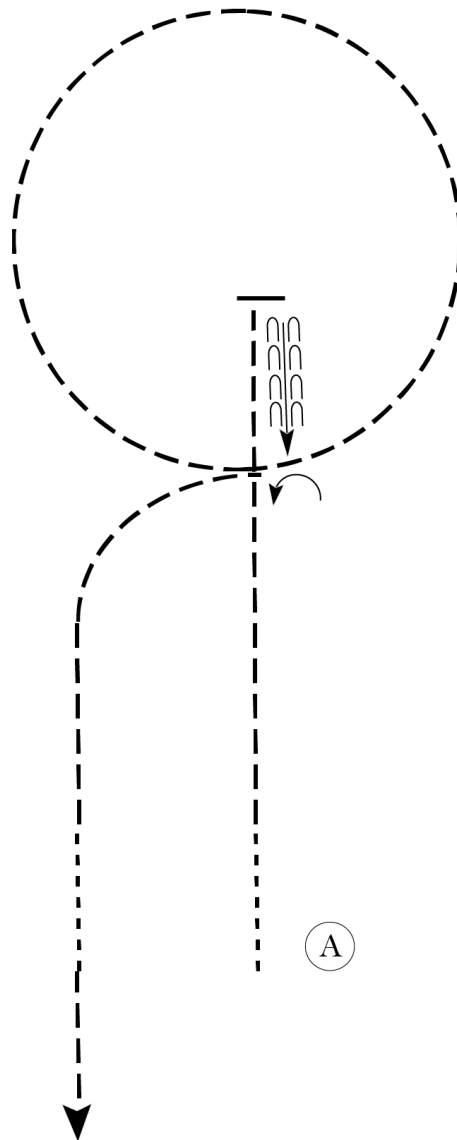
Winfield Riding Club

Hunt Seat Eq. (Small Fry, Level 1 WT AM/YTH)

Show Date: 04/11-12/2026

w w w . H o r s e S h o w P a t t e r n s . c o m

w w w . H o r s e S h o w P a t t e r n s . c o m



Be ready at A.

1. Walk two horse lengths then posting trot on the left diagonal past the center of the arena.
2. Stop and back approximately two horse lengths.
3. Perform a 90 degree turn on the forehand to the left.
4. Trot a circle on the left diagonal.
5. Change diagonals then posting trot on the right diagonal then walk two horse lengths. Pattern is complete, exit at a sitting trot.

Walk	-----
Trot	- - - - -
Extended Trot	— — — — —
Canter	—————
Leg Yield	
Lead Change	↙ ↘
Back	← ← ← ← ←
Marker	⊙
Sidepass	← — — — — →
Hand Gallop	—————

[HSE/WT-82]

Pattern Provided by:

Judges

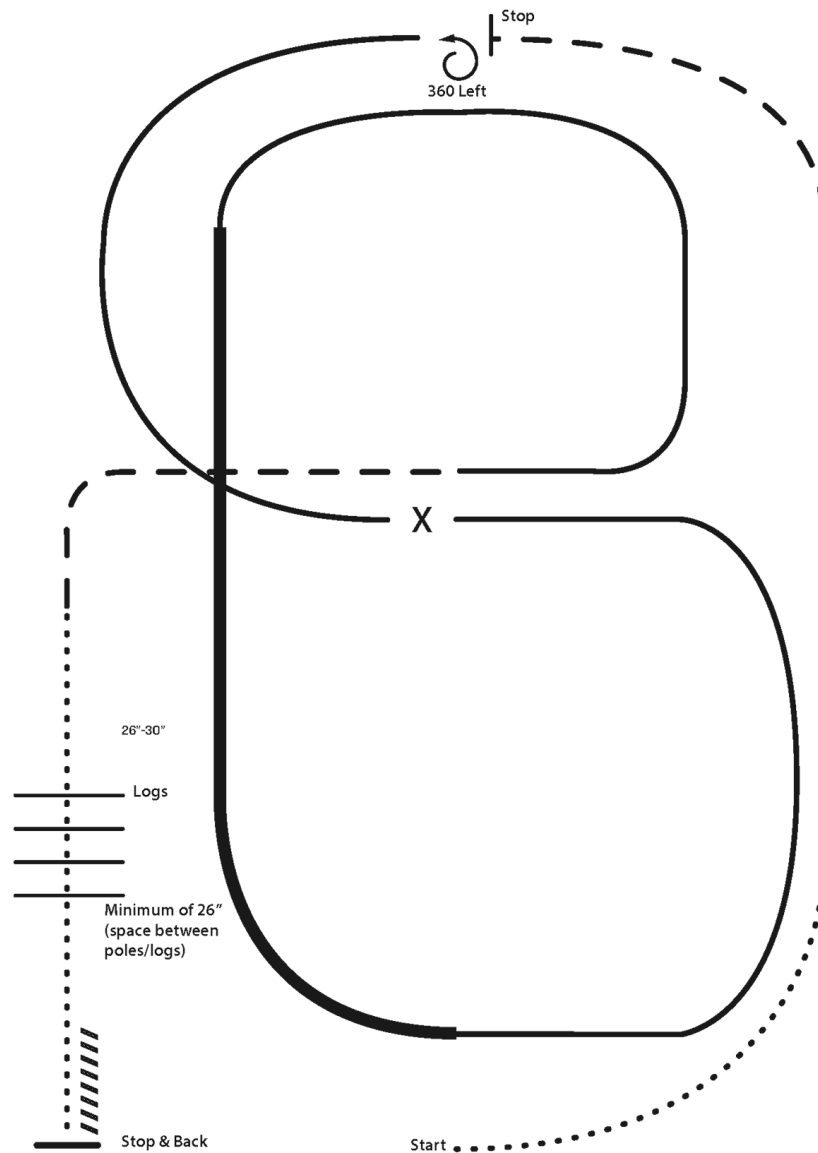
Winfield Riding Club

Ranch Riding (All Ranch Riding)

Show Date: 04/11-12/2026

www.HorseShowPatterns.com

www.HorseShowPatterns.com



- X Lead Change
- Walk
- - - Trot
- - - Ext Trot
- — — Lope
- — — Ext Lope
- /////// Back

1. Walk
2. Trot
3. Extend the trot, at the top of the arena ,stop
4. 360 degree turn to the left
5. Left lead 1/2 circle, lope to the center
6. Change leads (simple or flying)
7. Right lead 1/2 circle
8. Extended lope up the long side of the arena (right lead)
9. Collect back to a lope around the top of the arena and back to center
10. Break down to an extended trot
11. Walk over logs
12. Stop and back

[RR/AQHA-1]

Pattern Provided by:

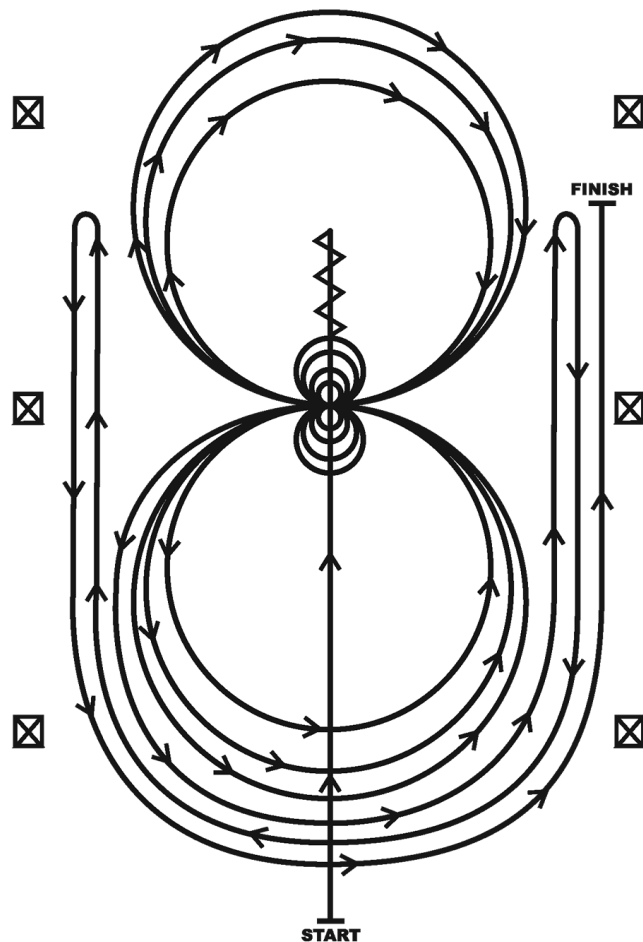
Judges

Winfield Riding Club

Reining (All Reining)

Show Date: 04/11-12/2026

REINING PATTERN 9



1. Run past the center marker and do a sliding stop. Back up to the center of the arena or at least ten feet (three meters). Hesitate.
2. Complete four spins to the right. Hesitate.
3. Complete four and one-quarter spins to the left so that horse is facing the left wall or fence. Hesitate.
4. Beginning on the left lead, complete three circles to the left: the first circle small and slow; the next two circles large and fast. Change leads at the center of the arena.
5. Complete three circles to the right: the first circle small and slow; the next two circles large and fast. Change leads at the center of the arena.
6. Begin a large circle to the left but do not close this circle. Run up the right side of the arena past the center marker and do a right rollback at least twenty feet (six meters) from the wall or fence—no hesitation.
7. Continue back around the previous circle but do not close this circle. Run up the left side of the arena past the center marker and do a left rollback at least twenty feet (six meters) from the wall or fence—no hesitation.
8. Continue back around previous circle but do not close this circle. Run up right side of the arena past the center marker and do a sliding stop at least twenty feet (six meters) from the wall or fence. Hesitate to demonstrate completion of the pattern.

[R/AQHAP-9]

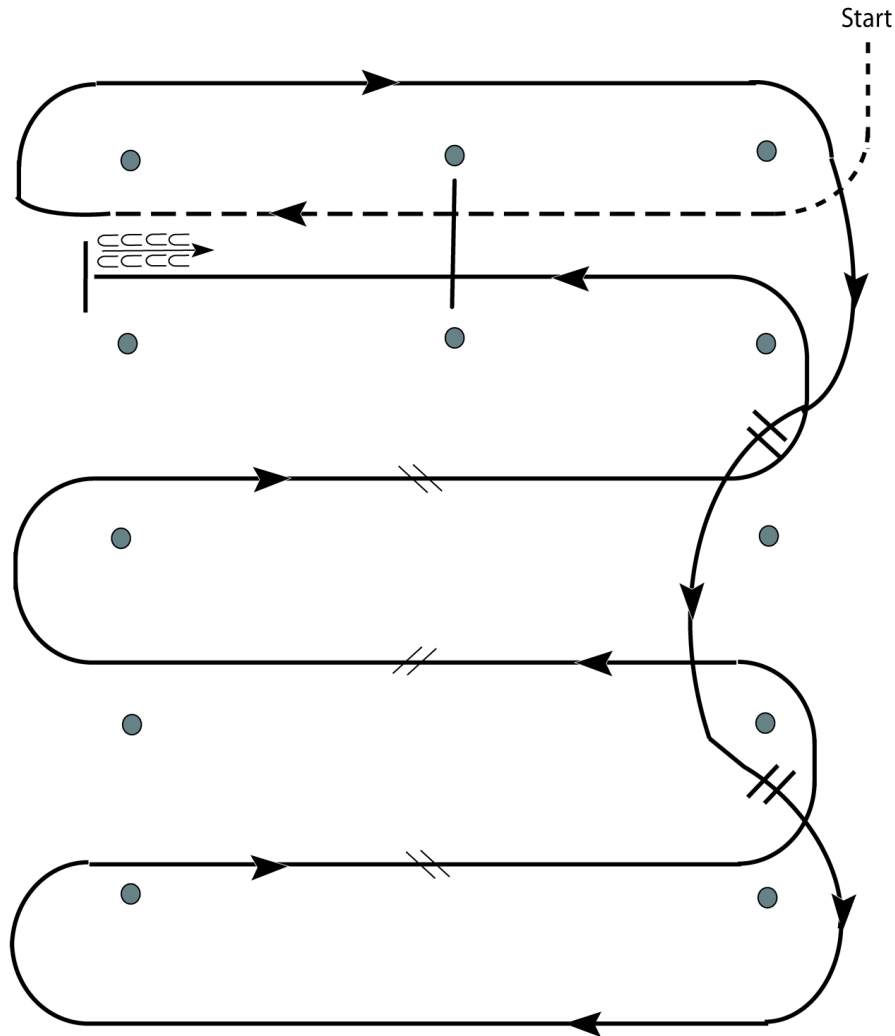
Pattern Provided by:

Judges

Winfield Riding Club

Western Riding (All Level 1)

Show Date: 04/11-12/2026



1. Walk, transition to jog, jog over log.
2. Transition to right lead and lope around end.
3. First line change.
4. Second line change. Lope around end of arena.
5. First crossing change.
6. Second crossing change.
7. Third crossing change.
8. Lope over log.
9. Lope, stop and back.

[WR/GP-4]

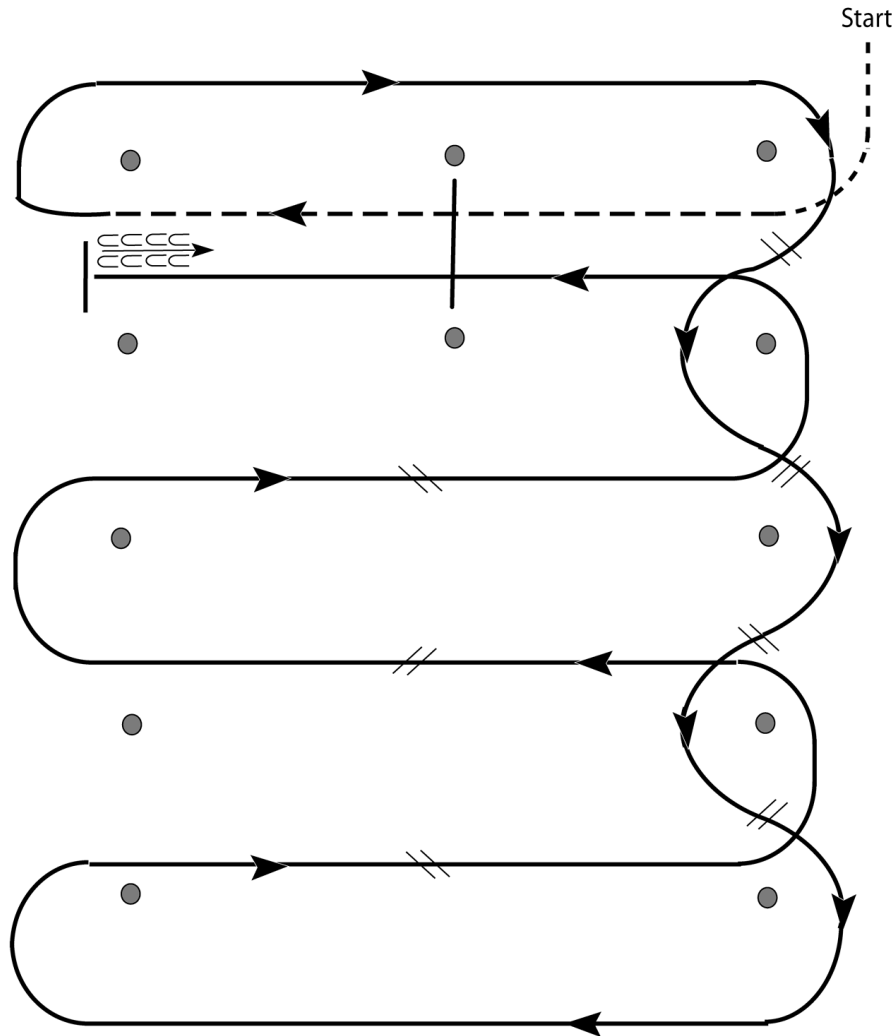
Pattern Provided by:

Judges

Winfield Riding Club

Western Riding (YTH, AM, Open)

Show Date: 04/11-12/2026



1. Walk, transition to jog, jog over log.
2. Transition to right.
3. First line change.
4. Second line change.
5. Third line change.
6. Fourth line change.
7. First crossing change.
8. Second crossing change.
9. Third crossing change.
10. Lope over log.
11. Lope, stop and back.

[WR/OP-4]

Pattern Provided by:

Judges