

WRC

PATTERNS

SATURDAY

JULY 6,

2024

WVQHA--2024 Show Bill--Winfield Riding Club, 5449 St Rt 34, Winfield, WV 25213
July 5-7

**HALTER - SHOWMANSHIP -
PLEASURE DRIVING ONE GO - 4
JUDGES**

SAT

HALTER CLASSES START AT 8:00 AM

- 1 Amateur Weanling Stallions *(Held after July 1)*
- 2 Amateur Yearling Stallions
- 3 Amateur 2 Year Old Stallions
- 4 Amateur 3 Year Old Stallions
- 5 Amateur Aged Stallions
- 6 Amateur Performance Halter Stallions
- 7/8 **Grand and Reserve Champion**
- 9 Weanling Stallions *(Held after July 1)*
- 10 Yearling Stallions
- 11 2 Year Old Stallions
- 12 3 Year Old Stallions
- 13 Aged Stallions
- 14 Performance Halter Stallions
- 15/16 **Grand and Reserve Champion**
- 17 Amateur Weanling Geldings *(Held After July 1)*
- 18 Amateur Yearling Geldings
- 19 Amateur 2 Year Old Geldings
- 20 Amateur 3 Year Old Geldings
- 21 Amateur Aged Geldings
- 22 Amateur Performance Halter Geldings
- 23/24 **Grand and Reserve Champion**
- 25 Weanling Geldings *(Held After July 1)*
- 26 Yearling Geldings
- 27 2 Year Old Geldings
- 28 3 Year Old Geldings
- 29 Aged Geldings
- 30 Performance Halter Geldings
- 31/32 **Grand and Reserve Champion**
- 33 Youth Yearling Geldings
- 34 Youth 2 Year Old Geldings
- 35 Youth 3 Year Old Geldings
- 36 Youth Aged Geldings
- 37 Youth Performance Halter Geldings
- 38/39 **Grand and Reserve Champion**
- 40 Amateur Weanling Mares *(Held After July 1)*
- 41 Amateur Yearling Mares
- 42 Amateur 2 Year Old Mares
- 43 Amateur 3 Year Old Mares
- 44 Amateur Aged Mares
- 45 Amateur Performance Mares
- 46/47 **Grand and Reserve Champion**
- 48 Weanling Mares *(Held After July 1)*
- 49 Yearling Mares
- 50 2 Year Old Mares
- 51 3 Year Old Mares
- 52 Aged Mares
- 53 Performance Halter Mares
- 54/55 **Grand and Reserve Champion**
- 56 Youth Yearling Mares
- 57 Youth 2 Year Old Mares
- 58 Youth 3 Year Old Mares
- 59 Youth Aged Mares
- 60 Youth Performance Halter Mares
- 61/62 **Grand and Reserve Champion**

- 70 Novice L-1 Youth Showmanship
- 71 Youth 13 & Under Showmanship
- 72 Youth 14-18 Showmanship
- 73 Small Fry Showmanship
- Pleasure Driving Warm Up**
- 74 Pleasure Driving-All Age
- 75 Amateur Pleasure Driving

**FRIDAY JUDGES COMPLETED - SAT/SUN
JUDGES CONTINUE**

BREAK-HUNT SEAT HORSES ONLY (Not to start before 10am)

- 76 English Walk Trot-All Age
- 77 EWD Assisted Hunter Under Saddle
- 78 EWD UnAssisted Hunter Under Saddle
- 79 Level 1 Amateur Walk Trot Hunter Under Saddle
- 80 Level 1 Youth Walk Trot Hunter Under Saddle
- 81 Green Hunter Under Saddle
- 82 Rookie Amateur Hunter Under Saddle
- 83 Rookie Youth Hunter Under Saddle
- 84 Novice L-1 Amateur Hunter Under Saddle
- 85 Novice L-1 Youth Hunter Under Saddle
- 86 Junior Hunter Under Saddle
- 87 Small Fry Hunter Under Saddle
- 88 Youth Hunter Under Saddle 13 & Under
- 89 Youth Hunter Under Saddle 14 -18
- 90 Amateur Select Hunter Under Saddle
- 91 Senior Hunter Under Saddle
- 92 Amateur Hunter Under Saddle

EQUITATION

- 93 EWD Hunt Seat Equitation (ASSISTED)
- 94 EWD Hunt Seat Equitation (NOT ASSISTED)
- 95 Level 1 Amateur Walk Trot Hunt Seat Equitation
- 96 Level 1 Youth Walk Trot Hunt Seat Equitation
- 97 Rookie Amateur Hunt Seat Equitation
- 98 Rookie Youth Hunt Seat Equitation
- 99 Novice L-1 Amateur Hunt Seat Equitation
- 100 Novice L-1 Youth Hunt Seat Equitation
- 101 Small Fry Equitation
- 102 Amateur Select Hunt Seat Equitation
- 103 Youth Hunt Seat Equitation 13& Under
- 104 Youth Hunt Seat Equitation 14-18
- 105 Amateur Hunt Seat Equitation

Ranch and Reining Warm Up

- 106 Youth Reining
- 107 Amateur Reining
- 108 Reining -All Age
- 109 Novice L-1 Amateur Ranch Riding
- 110 Novice L-1 Youth Ranch Riding
- 111 Amateur Ranch Riding
- 112 Youth Ranch Riding
- 113 Open Ranch Riding
- 114 Open Ranch Rail Pleasure (Not AQHA)
- 115 Youth Working Western Rail
- 116 Amateur Working Western Rail
- 117 Open Working Western Rail
- 118 Green Ranch Trail
- 119 Rookie Amateur Ranch Trail
- 120 Rookie Youth Ranch Trail
- 121 Novice L-1 Amateur Ranch Trail
- 122 Novice L-1 Youth Ranch Trail
- 123 Youth Ranch Trail
- 124 Amateur Ranch Trail
- 125 Open Ranch Trail

COGGINS & HEALTH PAPERS REQUIRED!
COGGINS-WV HORSES
COGGINS & HEALTH PAPERS (WITHIN 30 DAYS) ON ALL OUT
OF STATE HORSES
BY ORDER OF THE WEST VIRGINIA DEPT. OF AGRICULTURE

For Patterns visit www.wvqhafuturities.com

**MOTELS: SLEEP INN (304) 397-3200
DISCOUNTED WVQHA RATES AVAILABLE
RED ROOF INN (304) 757-6392
HAMPTON INN (304) 760-7292**

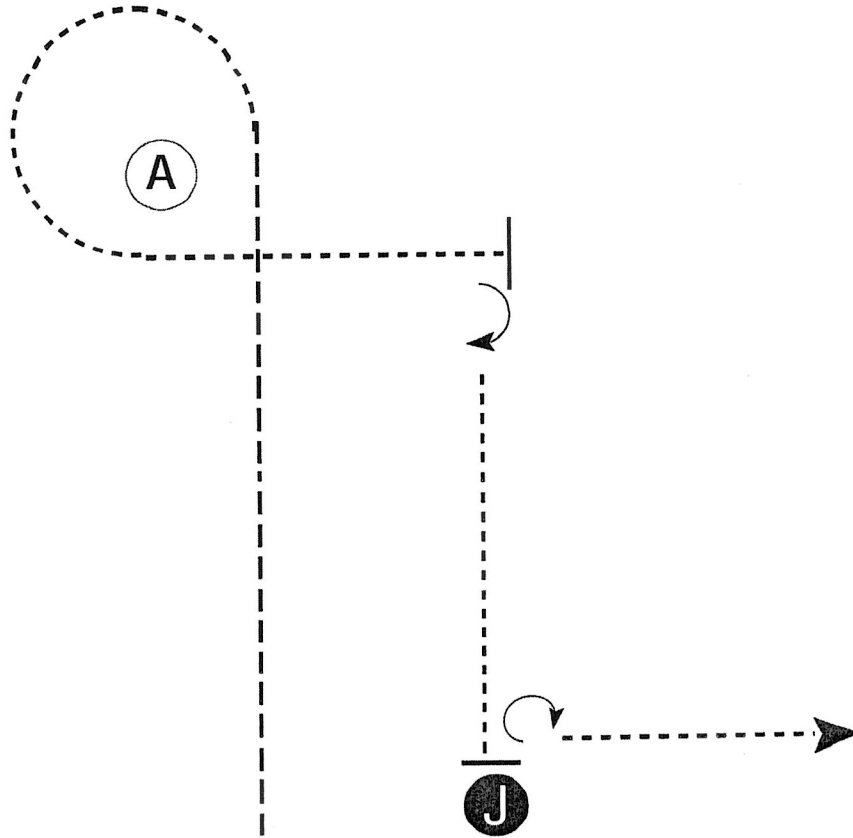
CONTEST
**SUNDAY
AFTER
PLEASURE
CLASSES**

Please note: Exhibitors are responsible for providing documentation to office for Rookie and Novice Eligibility per AQHA leveling rules.

Show Date: _____

w w w . H o r s e S h o w P a t t e r n s . c o m

w w w . H o r s e S h o w P a t t e r n s . c o m



Be ready even with judge.

1. Trot to A.
2. Walk around A and until even with judge.
3. Stop and perform a 90 degree turn.
4. Walk to judge.
5. Stop and set up for inspection.
6. When dismissed, perform a 270 degree turn.
7. Walk straight away from judge.

Follow the instructions of your ring steward.

Walk	-----
Trot	- - - - -
Back	←
Marker	Ⓚ
Judge	Ⓝ

[S/WT-76]

Pattern Provided by:
Your Judges

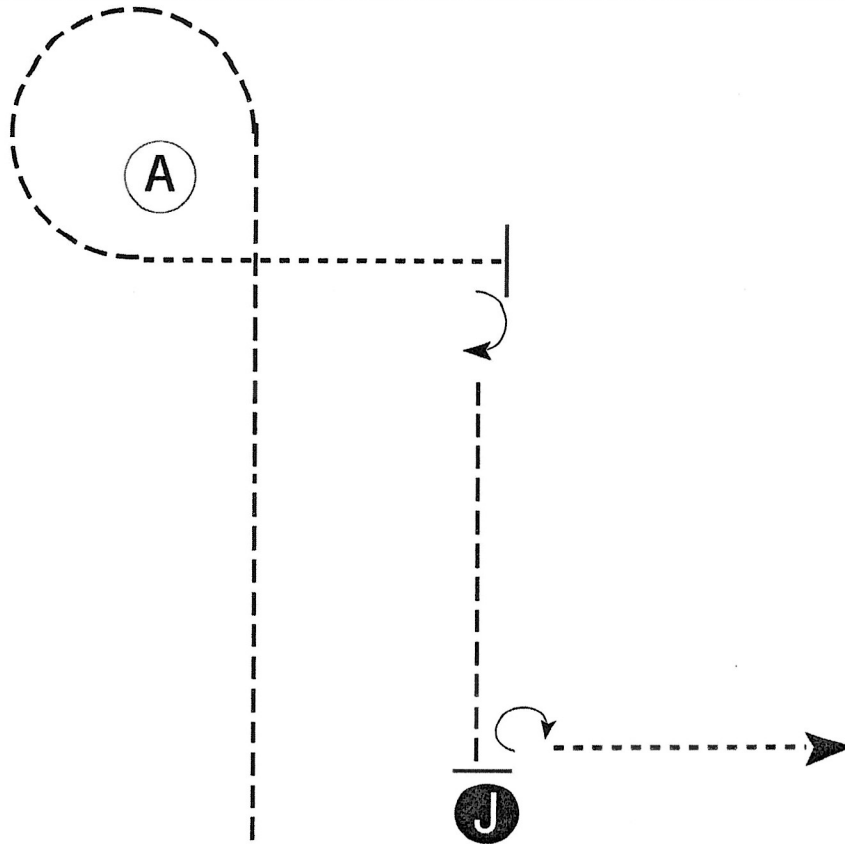
Western Showmanship (Level 1 and Rookie ALL)

7/6

Show Date: _____

w w w . H o r s e S h o w P a t t e r n s . c o m

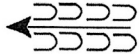
w w w . H o r s e S h o w P a t t e r n s . c o m



Be ready even with judge.

1. Trot to and around A.
2. Walk from A until even with judge.
3. Stop and perform a 90 degree turn.
4. Trot to judge.
5. Stop and set up for inspection.
6. When dismissed, perform a 270 degree turn.
7. Walk straight away from judge.

Follow the instructions of your ring steward.

Walk - - - - -
Trot - - - - -
Back ← 
Marker (B)
Judge (J)

[S/1-76]

Pattern Provided by:

Your Judges

WVQHA

SATURDAY

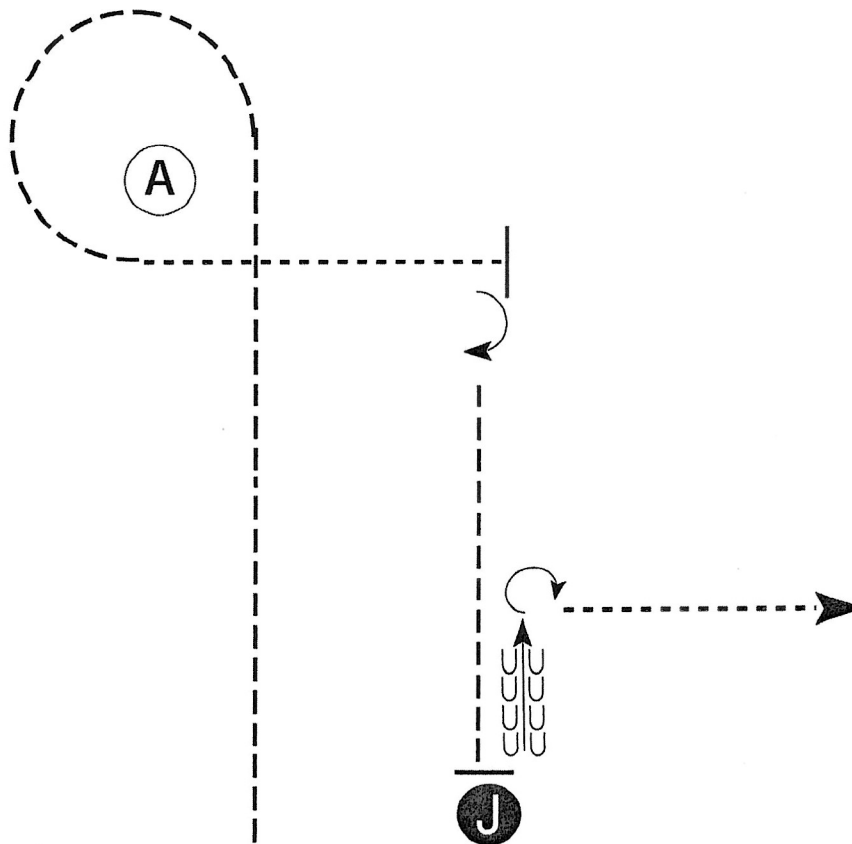
Western Showmanship (Am, Youth, Select)

Show Date: _____

7/6

W W W . H O R S E S H O W P A T T E R N S . C O M

W W W . H O R S E S H O W P A T T E R N S . C O M



Be ready even with judge.

1. Trot to and around A.
2. Walk from A until even with judge.
3. Stop and perform a 90 degree turn.
4. Trot to judge.
5. Stop and set up for inspection.
6. When dismissed, back approximately 2 horse lengths.
7. Perform a 270 degree turn.
8. Walk straight away from judge.

Follow the instructions of your ring steward.

- Walk -----
- Trot - - - - -
- Back ←
- Marker (B)
- Judge (J)

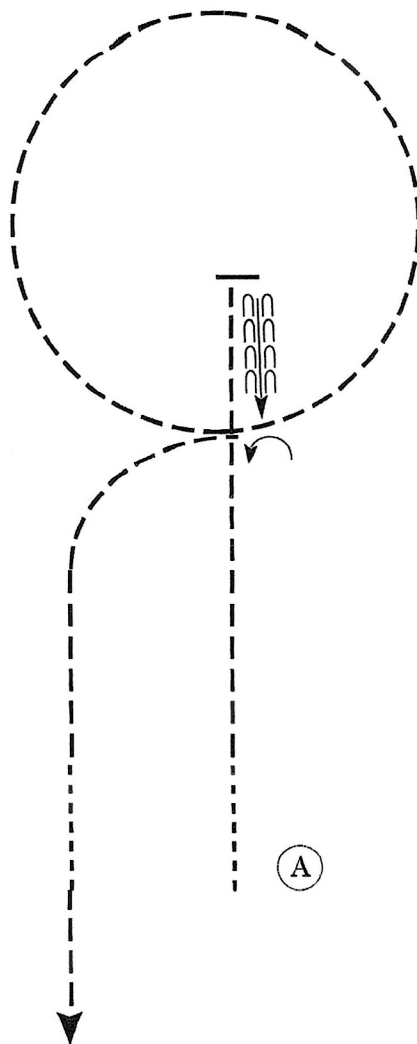
[S/2-76]

Pattern Provided by: *Your Judges*

Show Date: _____

www.HorseShowPatterns.com

www.HorseShowPatterns.com



Be ready at A.

1. Walk two horse lengths then posting trot on the left diagonal past the center of the arena.
2. Stop and back approximately two horse lengths.
3. Perform a 90 degree turn on the forehand to the left.
4. Trot a circle on the left diagonal.
5. Change diagonals then posting trot on the right diagonal then walk two horse lengths. Pattern is complete, exit at a sitting trot.

Walk
Trot	-----
Extended Trot	-----
Canter	—————
Leg Yield	
Lead Change	—/—
Back	←←←←
Marker	ⓑ
Sidepass	←- - - ->
Hand Gallop	—————

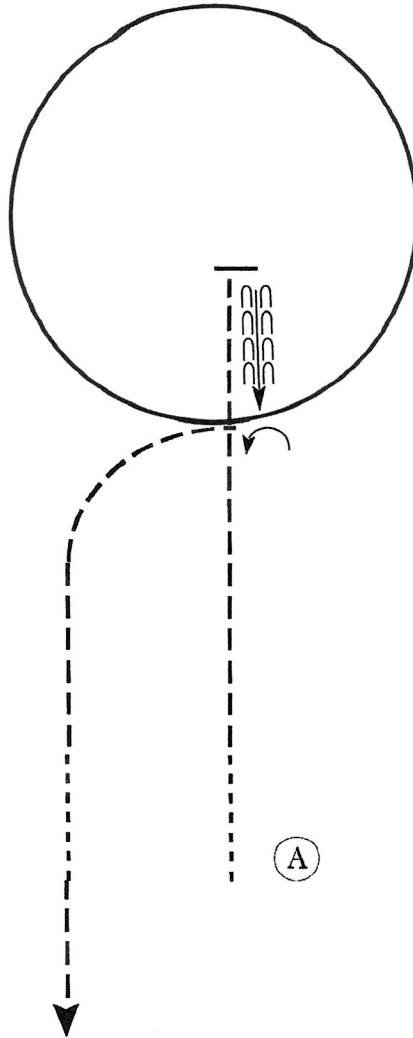
[HSE/WT-82]

Pattern Provided by:
Your Judges

Show Date: 07/05-07/2024

W W W . H O R S E S H O W P A T T E R N S . C O M

W W W . H O R S E S H O W P A T T E R N S . C O M



Be ready at A.

1. Walk two horse lengths then posting trot on the left diagonal past the center of the arena.
2. Stop and back approximately two horse lengths.
3. Perform a 90 degree turn on the forehand to the left.
4. Canter a circle on the right lead.
5. Posting trot on the right diagonal then walk two horse lengths. Pattern is complete, exit at a sitting trot.

Walk
Trot	-----
Extended Trot	————
Canter	————
Leg Yield	
Lead Change	—/—
Back	←-----
Marker	(B)
Sidepass	←-----
Hand Gallop	————

[HSE/1-82]

Pattern Provided by:
Your Judges

WVQHA

SATURDAY

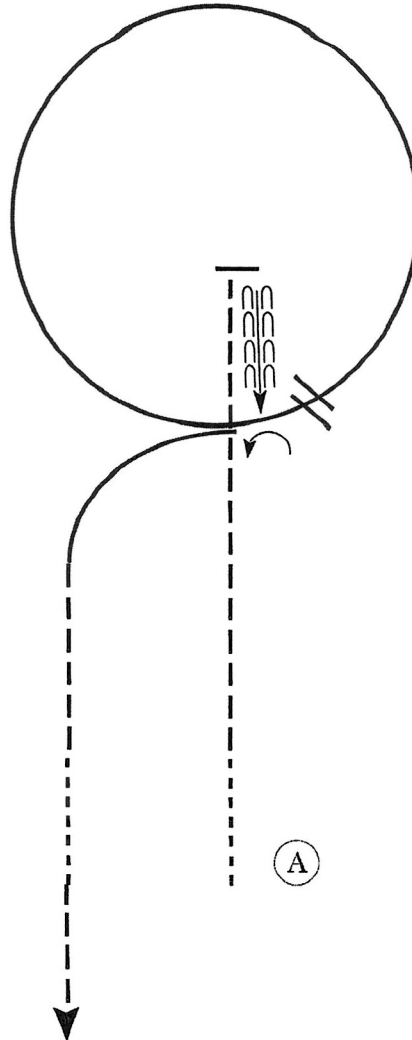
Hunt Seat Equitation (Am, Youth, Select)

7/6

Show Date: _____

www.HorseShowPatterns.com

www.HorseShowPatterns.com



Be ready at A.

1. Walk two horse lengths then posting trot on the left diagonal past the center of the arena.
2. Stop and back approximately two horse lengths.
3. Perform a 90 degree turn on the forehand to the left.
4. Canter a circle on the right lead.
5. Perform a simple or flying lead change.
6. Canter on the left lead.
7. Posting trot on the right diagonal then walk two horse lengths. Pattern is complete, exit at a sitting trot.

Walk
Trot	-----
Extended Trot	-----
Canter	-----
Leg Yield	
Lead Change	↗↘
Back	← C C C C
Marker	ⓑ
Sidepass	←←
Hand Gallop	-----

[HSE/2-82]

Pattern Provided by:
Your Judges

WVQHA

Reining **ALL**

SATURDAY

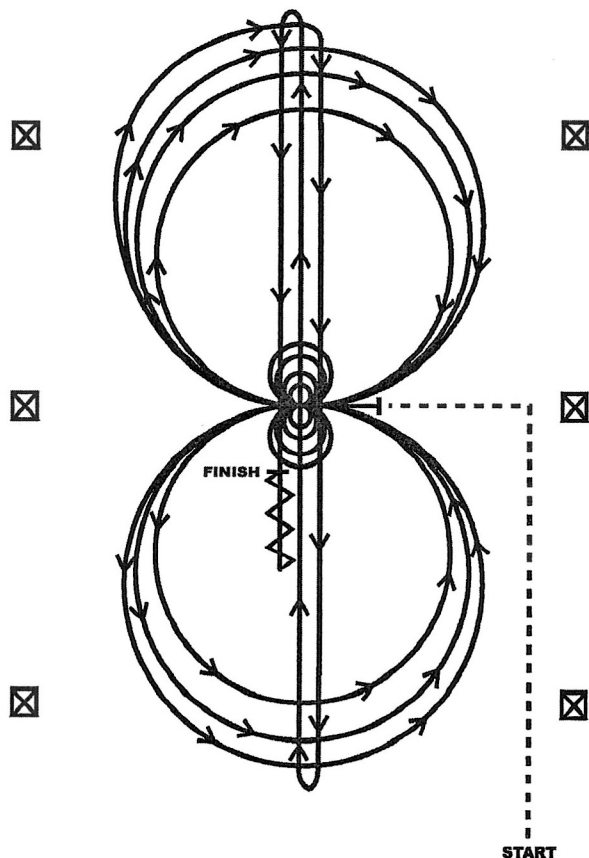
Show Date: _____

7/6

www.HorseShowPatterns.com

www.HorseShowPatterns.com

REINING PATTERN II



Horses must jog to the center of the arena. Horses must walk or stop prior to starting the pattern. Beginning at the center of the arena facing the left wall or fence.

1. Complete four spins to the left. Hesitate.
2. Complete four spins to the right. Hesitate.
3. Beginning on the right lead complete three circles to the right; the first circle small and slow; the next two circles large and fast. Change leads at the center of the arena.
4. Complete three circles to the left; the first circle small and slow; the next two circles large and fast. Change leads at the center of the arena.
5. Begin a large circle to the right, but do not close this circle. Run down the center of the arena past the end marker and do a right rollback—no hesitation.
6. Run up the middle to the opposite end of the arena past the end marker and do a left rollback—no hesitation.
7. Run past the center marker and do a sliding stop. Back up to the center of the arena or at least ten feet (three meters). Hesitate to demonstrate completion of the pattern.

[R/AQHAP-11]

Pattern Provided by:

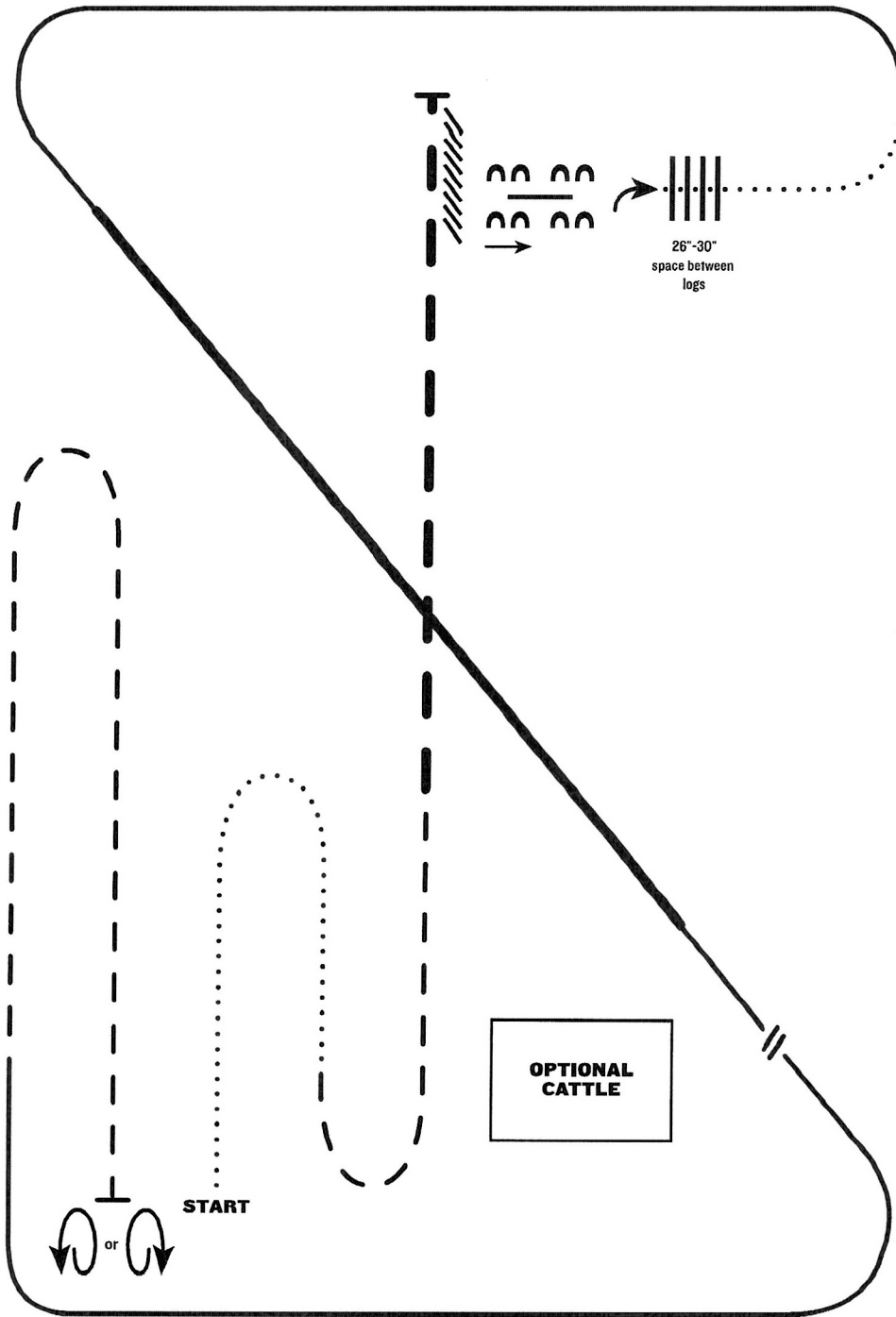
Your Judges

RANCH RIDING - PATTERN 7

SATURDAY
7/6

LEGEND

.....	Walk
.....	Extended Walk
- - -	Trot
- - -	Extended Trot
— — —	Lope
— — —	Extended Lope
//////	Back
\\	Lead Change



1. Walk
2. Trot
3. Extended trot
4. Stop and back
5. Side pass right over log
6. 1/4 turn right, walk over logs
7. Walk
8. Lope left lead
9. Extended lope left lead
10. Collect lope, change leads (simple or flying)
11. Lope right lead
12. Trot
13. Stop, one 360° turn either direction

Note: The drawn description of this pattern is only intended for the general depiction of the pattern. Exhibitors should utilize the arena space to best exhibit their horses.