

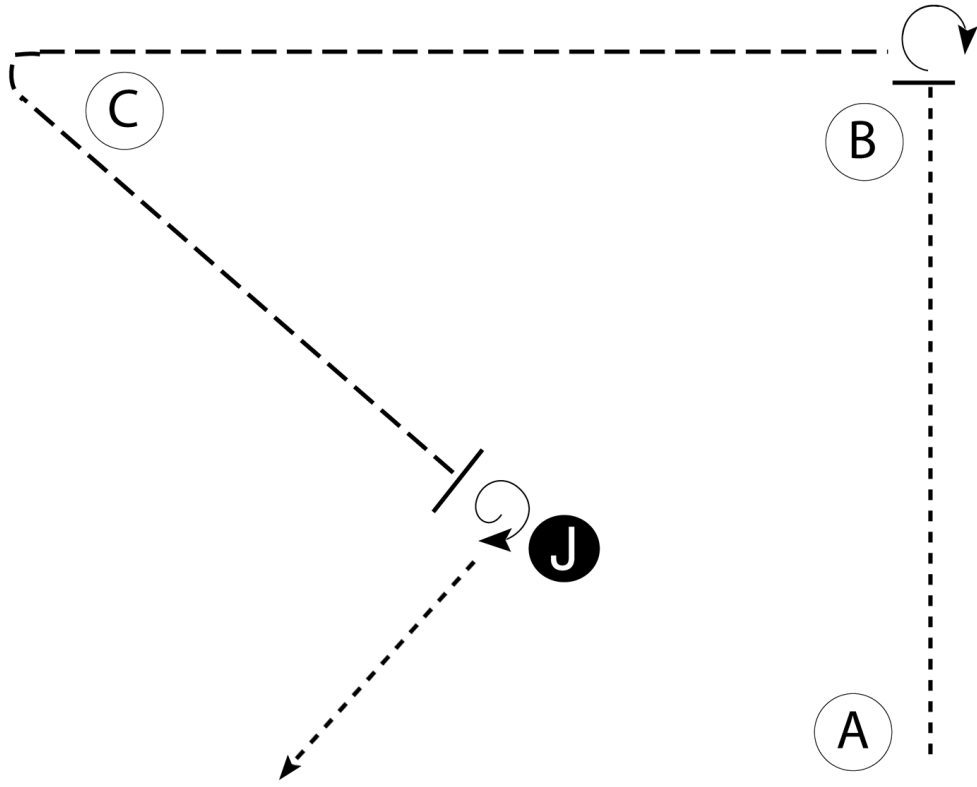
# WVQHA All Novice Extravaganza Show

## All Age, Rookie, Novice Showmanship

Show Date: 06-14-2019

w w w . H o r s e S h o w P a t t e r n s . c o m

w w w . H o r s e S h o w P a t t e r n s . c o m



Be ready at A.

1. Walk to and past B.
2. Turn 270 degrees.
3. Trot to and around C to judge.
4. Stop at judge and set up for inspection.
5. Turn approximately 45 degrees as shown.
6. Exit at a walk.

Follow the instructions of your ring steward.

Walk	-----
Trot	- - - - -
Back	← ⊃ ⊃ ⊃ ⊃
Marker	⊙ B
Judge	● J

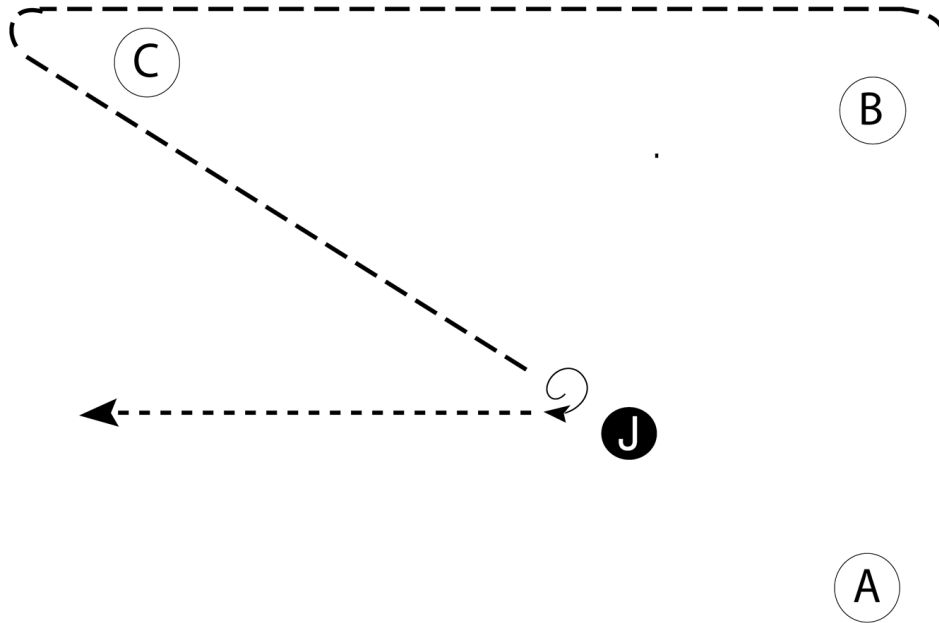
[S/1-25]

**Pattern Provided by:**  
*Jessica Daniels*

# WVQHA All Novice Extravaganza Show


## Small Fry Showmanship

Show Date: 06-14-2019



Be ready at A.

1. Walk to B.
2. At B, trot to and around C and to the judge.
3. Stop and set up for inspection.
4. When dismissed, turn 405 degrees and exit at a walk.

Walk	-----
Trot	- - - - -
Back	← 
Marker	ⓑ
Judge	ⓙ

[S/WT-25]

Pattern Provided by:  
*Jessica Daniels*

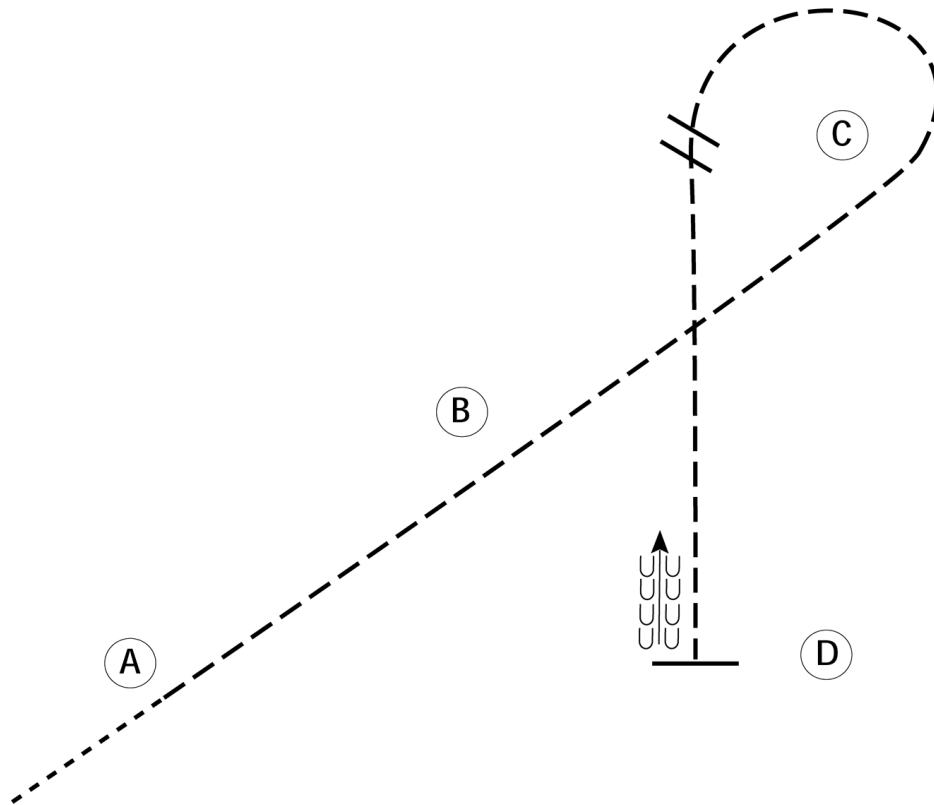
w w w . H o r s e S h o w P a t t e r n s . c o m

w w w . H o r s e S h o w P a t t e r n s . c o m

# WVQHA All Novice Extravaganza Show

## All Walk Trot Equitation 5 bX Small Fry

Show Date: 06-14-2019



Be ready before A.

1. Walk to A.
2. Sitting trot to B.
3. Posting trot on the right diagonal to and around C.
4. At C, change diagonals.
5. Posting trot on the left diagonal to D.
6. Stop at D. Back approximately one horse length.
7. Follow the instructions of your ring steward.

Walk	-----
Trot	- - - - -
Extended Trot	-----
Canter	—————
Leg Yield	
Lead Change	↙ ↘
Back	← ← ← ← ←
Marker	⊙
Sidepass	← — — — — →
Hand Gallop	—————

[HSE/WT-14]

Pattern Provided by:  
*Jessica Daniels*

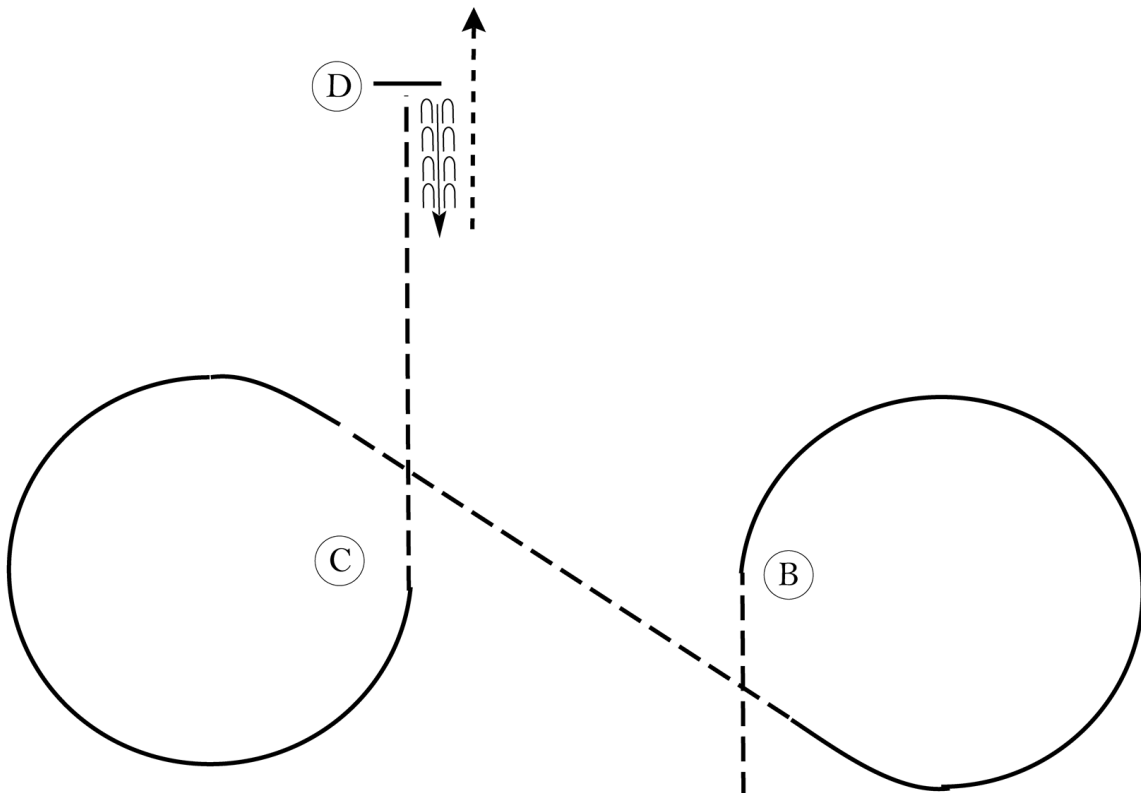
www.HorseShowPatterns.com

www.HorseShowPatterns.com

# WVQHA All Novice Extravaganza Show

## Rookie, Novice Equitation

Show Date: 06-14-2019



Be ready before A.

1. Walk to A.
2. Posting trot on the left diagonal to B.
3. At B, canter a circle to the right.
4. When even with B, sitting trot to C.
5. At C, canter a circle to the left.
6. Posting trot on the right diagonal from C to D.
7. Stop at D and back approximately one horse length.

Exit at a walk.

Follow the instructions of your ring steward.

Walk	-----
Trot	- - - - -
Extended Trot	-----
Canter	-----
Leg Yield	
Lead Change	↙ ↘
Back	← ← ← ← ←
Marker	(B)
Sidepass	← →
Hand Gallop	-----

[HSE/1-41]

Pattern Provided by:  
*Jessica Daniels*

W W W . H O R S E S H O W P A T T E R N S . C O M

W W W . H O R S E S H O W P A T T E R N S . C O M

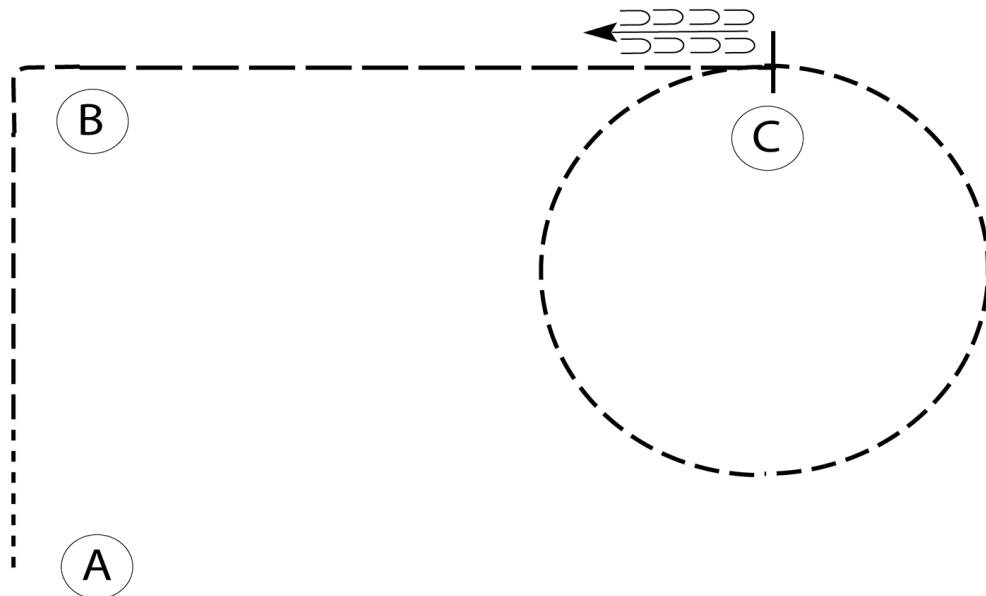
# WVQHA All Novice Extravaganza Show

## All Walk Trot Horsemanship 5 bX Small Fry

Show Date: 06-14-2019

www.HorseShowPatterns.com

www.HorseShowPatterns.com



Be ready at A.

1. Walk approximately 2 horse lengths from A.
2. Jog to B. Jog a square corner around B.
3. Extend the jog to C.
4. Jog a circle at C.
5. Stop at C and back approximately one horse length.

Follow the instructions of your ring steward.

<b>Walk</b>	-----
<b>Jog</b>	- - - - -
<b>Extended Jog</b>	- - - - -
<b>Lope</b>	—————
<b>Leg Yield</b>	
<b>Lead Change</b>	— / —
<b>Back</b>	← — — — —
<b>Marker</b>	⊙
<b>Sidepass</b>	← — — — — →

[WH/WT-63]

**Pattern Provided by:**  
*Jessica Daniels*

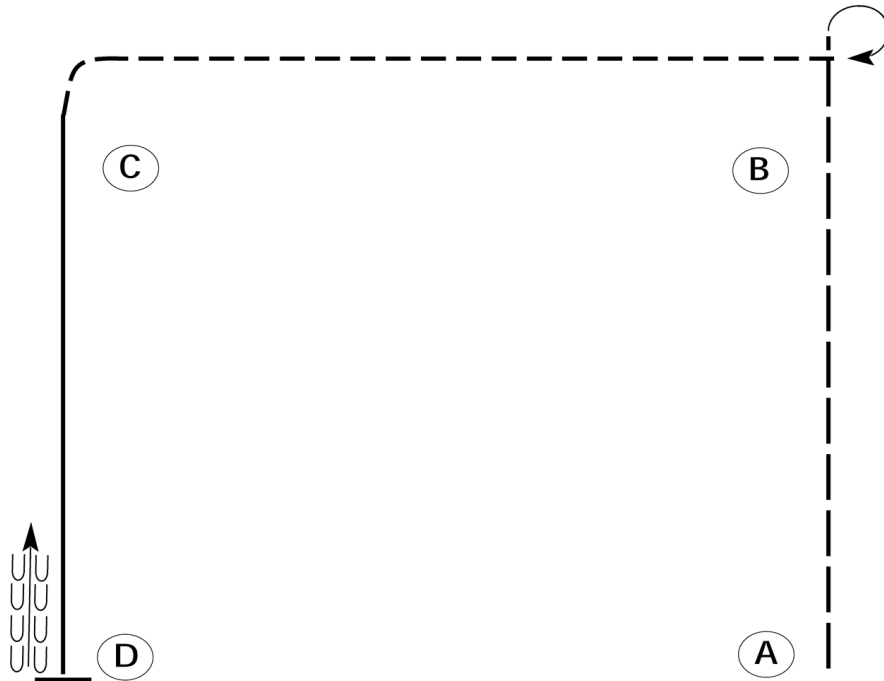
# WVQHA All Novice Extravaganza Show

## Rookie, Novice Horsemanship

Show Date: 06-14-2019

www.HorseShowPatterns.com

www.HorseShowPatterns.com



Be ready at A.

1. Extended jog from A to B.
2. Stop past B and execute a 270 degree turn to the right.
3. Jog from B around C.
4. Lope on the left lead from C to D.
5. Stop at D and back one horse length.

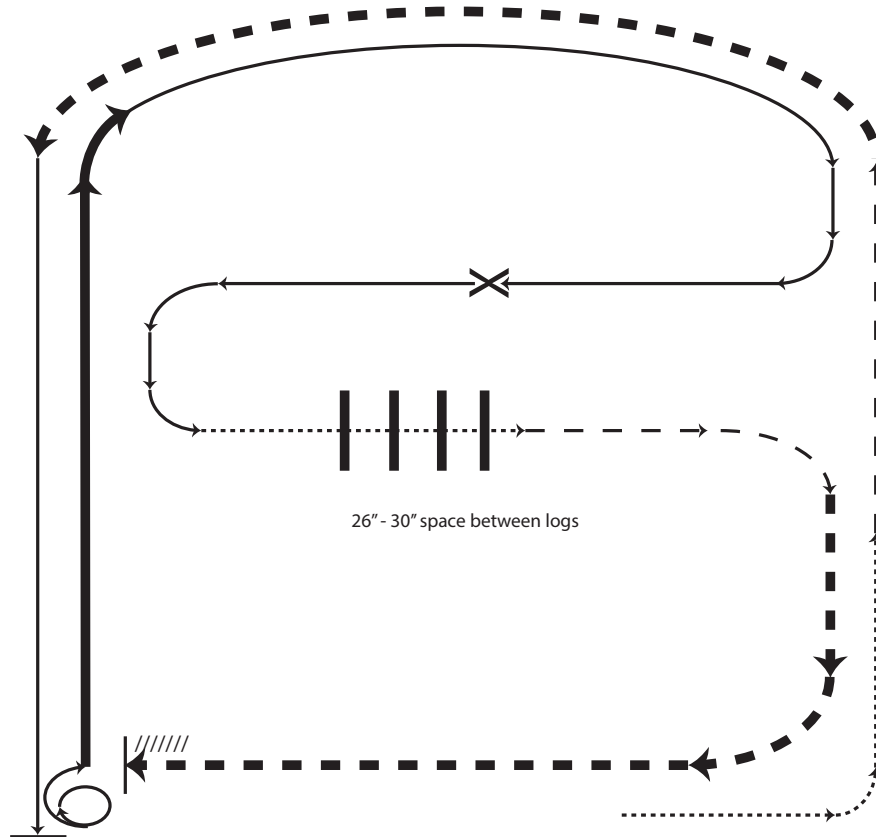
Please exit at a jog.

Walk	-----
Jog	- - - - -
Extended Jog	— — — —
Lope	—————
Leg Yield	
Lead Change	— / —
Back	← ← ← ← ←
Marker	⊙ B
Sidepass	← — — — — →

[WH/1-23]

Pattern Provided by:  
*Jessica Daniels*

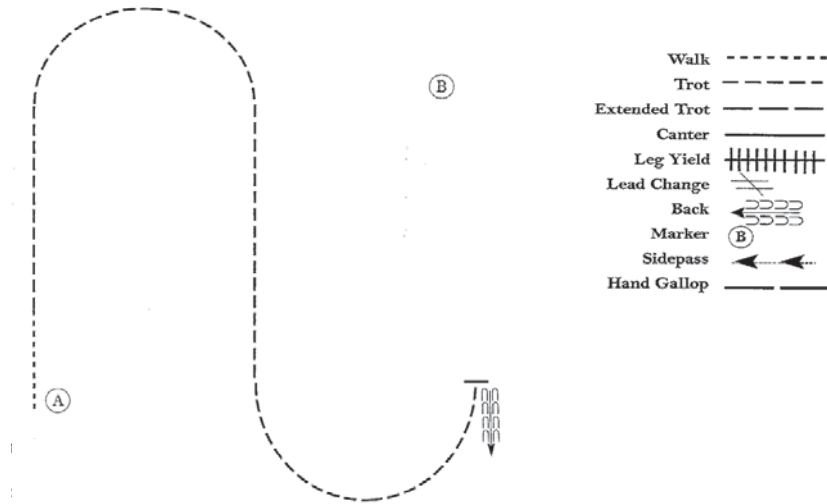
## RANCH RIDING - PATTERN 2



- X Lead Change
- Walk
- Trot
- - - Ext Trot
- Lope
- — — Ext Lope
- ////////// Back

1. Walk
2. Trot
3. Extended trot
4. Left lead lope
5. Stop, 1 1/2 turn right
6. Extended lope
7. Collect to working lope-right lead
8. Change leads (simple or flying)
9. Walk
10. Walk over logs
11. Trot
12. Extended trot
13. Stop and back

## EQUESTRIANS WITH DISABILITIES HUNT SEAT EQUITATION (WALK-TROT)

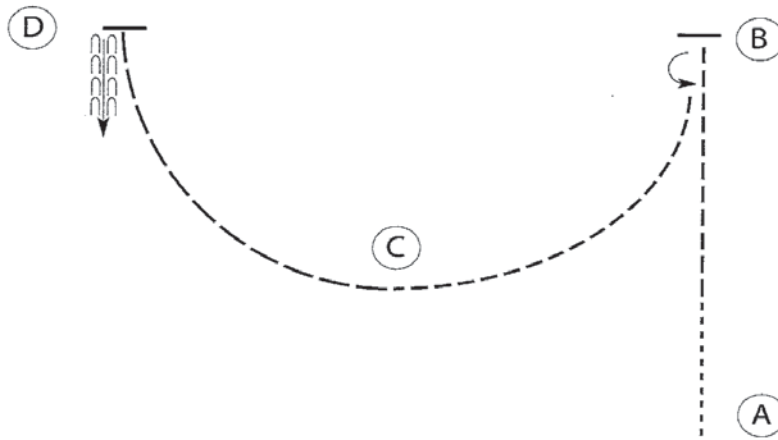


Be ready at A.

1. Walk two horse lengths from A.
  2. Trot forward and a half circle on the left diagonal until even with B.
  3. Change diagonal and trot straight and then a half circle on the right diagonal until even with A.
  4. Stop and back approximately one horse length.
- Follow the instructions of your ring steward.



# EQUESTRIANS WITH DISABILITIES WESTERN HORSEMANSHIP (WALK-JOG)

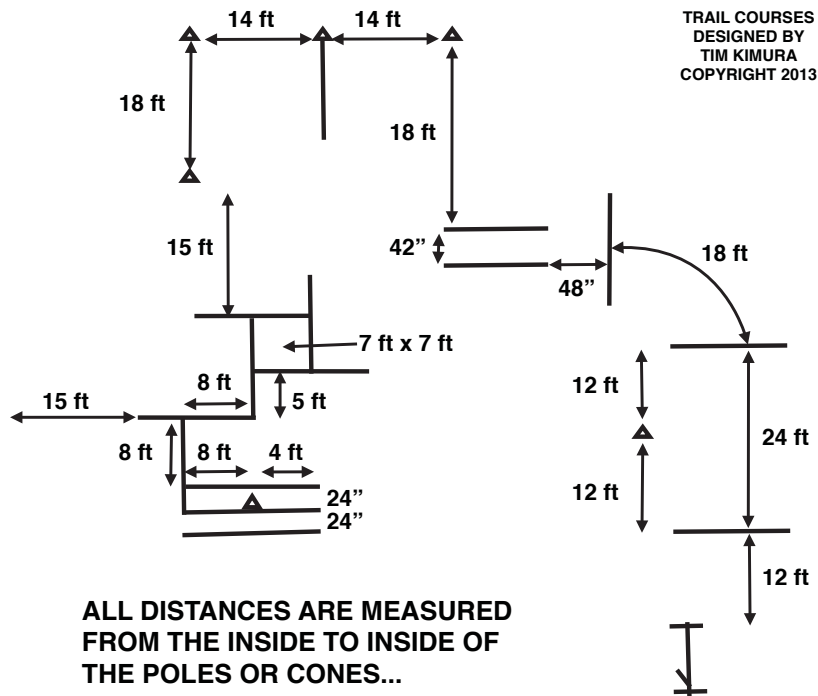


Be ready at A.

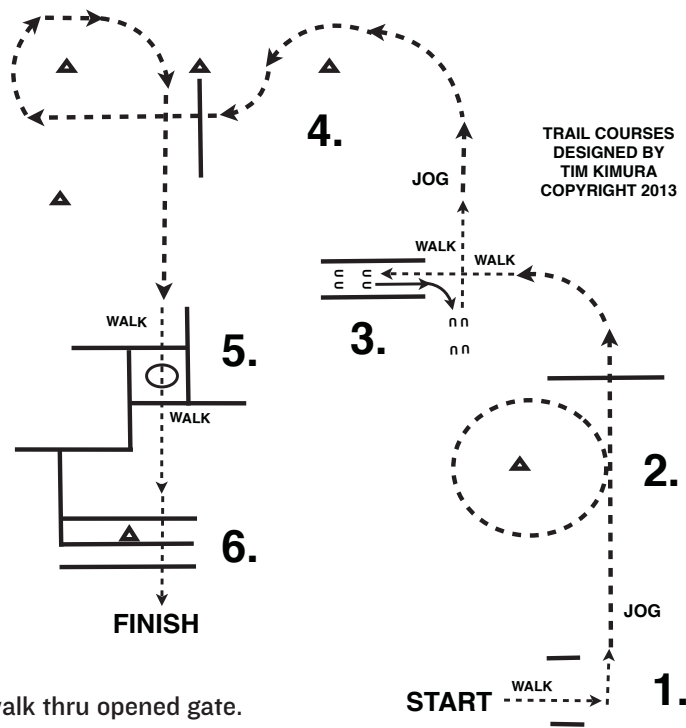
1. Walk approximately two strides from A.
  2. Jog to B.
  3. Stop and perform a 180 degree turn to the left.
  4. Jog a half circle to C.
  5. Extend the jog to D.
  6. Stop at D and back approximately one horse length.
- Follow the instructions of your ring steward.

Walk	-----
Jog	-----
Extended Jog	-----
Lope	-----
Leg Yield	
Lead Change	↗ ↘
Back	←←←←
Marker	Ⓟ
Sidepass	←→

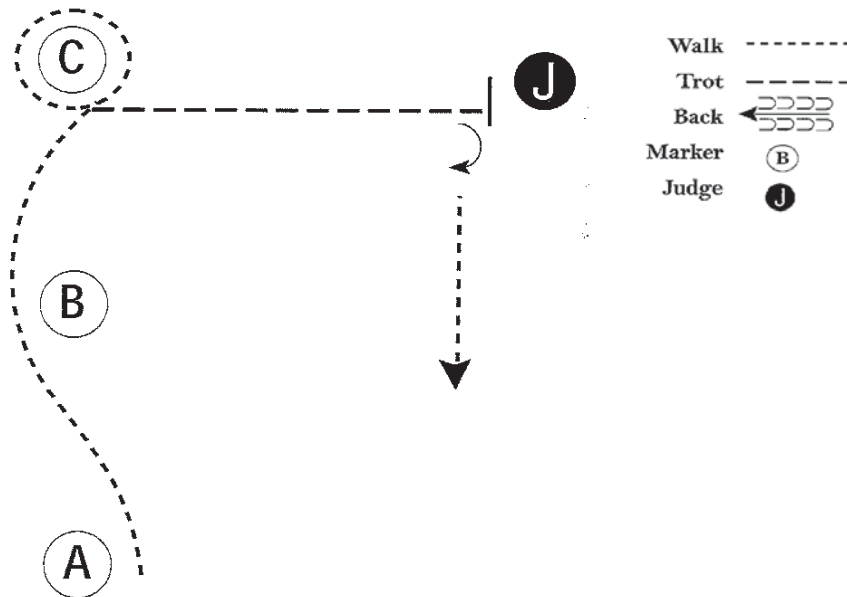
## EQUESTRIANS WITH DISABILITIES TRAIL DIAGRAM AND DISTANCES



## EQUESTRIANS WITH DISABILITIES TRAIL WALK-JOG



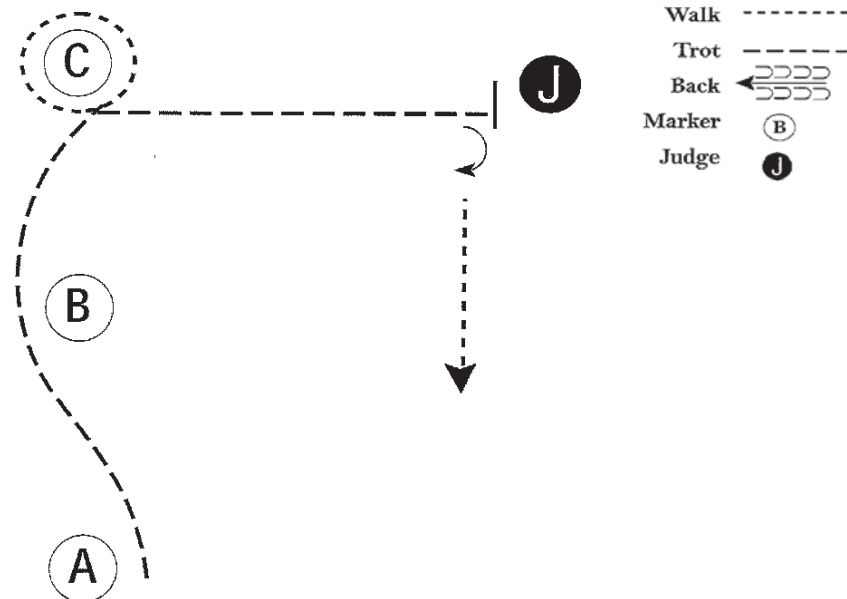
## EQUESTRIANS WITH DISABILITIES SHOWMANSHIP (WALK ONLY)



Be ready at A.

1. When acknowledged, walk from A, around B to C.
  2. Walk a tight circle around C.
  3. Walk to judge.
  4. Stop and set up for inspection.
  5. When dismissed, perform a 90 degree turn and walk away from judge.
- Follow the directions of your ring steward.

## EQUESTRIANS WITH DISABILITIES SHOWMANSHIP (WALK-TROT)



Be ready at A.

1. When acknowledged, trot from A, around B to C.
  2. Walk a tight circle around C.
  3. Trot to judge.
  4. Stop and set up for inspection.
  5. When dismissed, perform a 90 degree turn and walk away from judge.
- Follow the directions of your steward.