

WRC Stars & Strips Circuit

Equitation

Small Fry

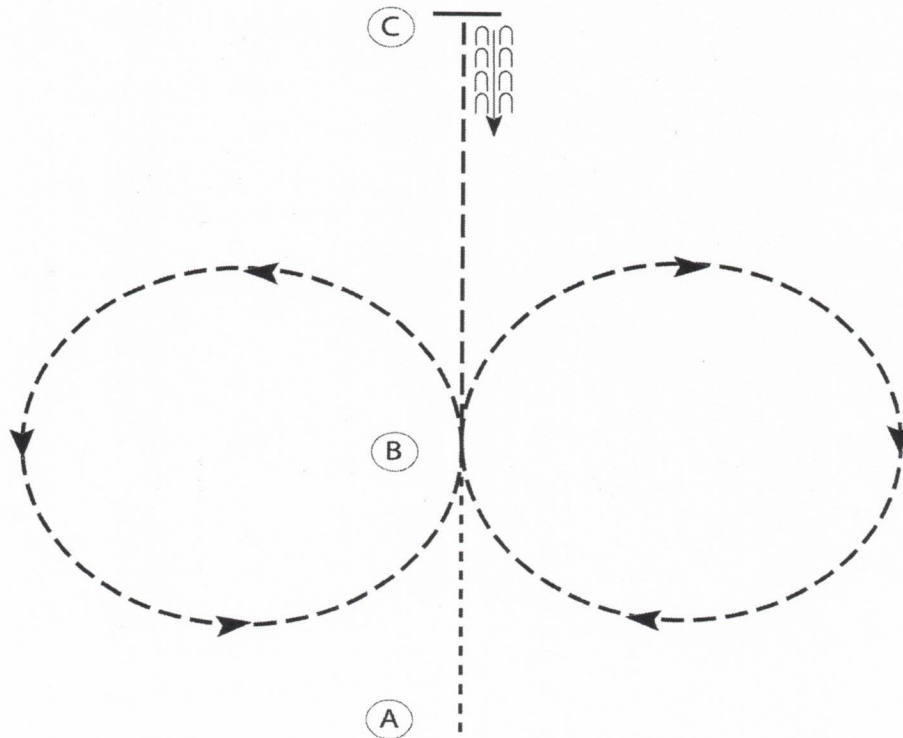
Amt W/T

Show Date: 07-03-2026

Youth W/T

www.HorseShowPatterns.com

www.HorseShowPatterns.com



1. Walk A to B.
2. At B posting trot a circle to the right on the proper diagonal.
3. At B posting trot a circle to the left on the proper diagonal.
4. At B sitting trot to C.
5. At C stop and back approximately one horse length.

Walk	-----
Trot	- - - - -
Extended Trot	-----
Canter	—————
Leg Yield	
Lead Change	↙ ↘
Back	⏪ ⏩
Marker	Ⓚ
Sidepass	← →
Hand Gallop	—————

[HSE/WT-5]

Pattern Provided by:
Winfield Riding Club

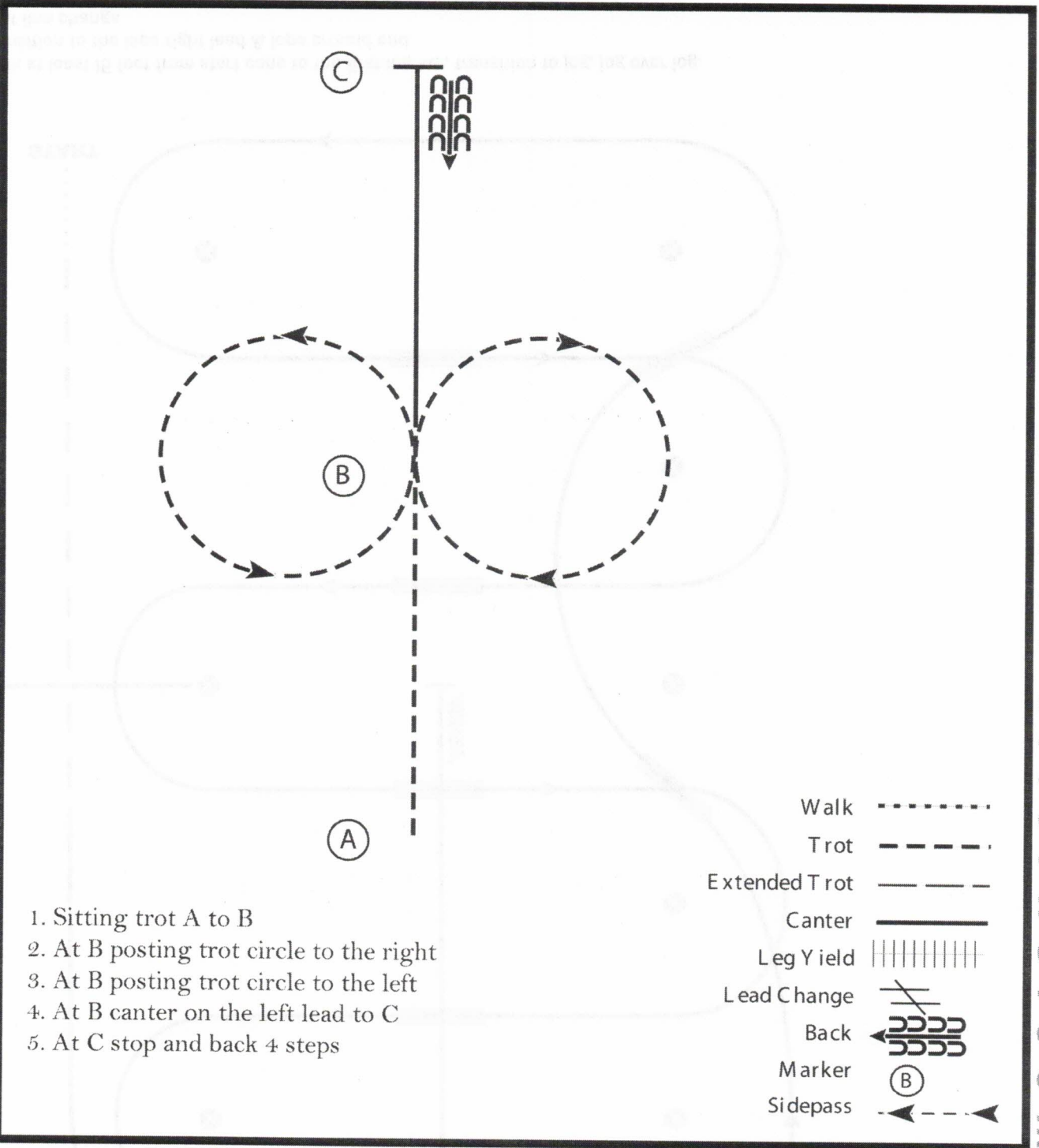
WRC Stars & Strips Circuit

L1 Amt/Youth L1 Hunt Seat Equitation

Rookie Amt/Yth Show Date: 07-03-2026

www.HorseShowPatterns.com

www.HorseShowPatterns.com



1. Sitting trot A to B
2. At B posting trot circle to the right
3. At B posting trot circle to the left
4. At B canter on the left lead to C
5. At C stop and back 4 steps

- Walk
- Trot
- Extended Trot
- Canter
- Leg Yield
- Lead Change
- Back
- Marker
- Sidepass

[HSE/1-6]

Pattern Provided by:
Winfield Riding Club

WRC Stars & Strips Circuit

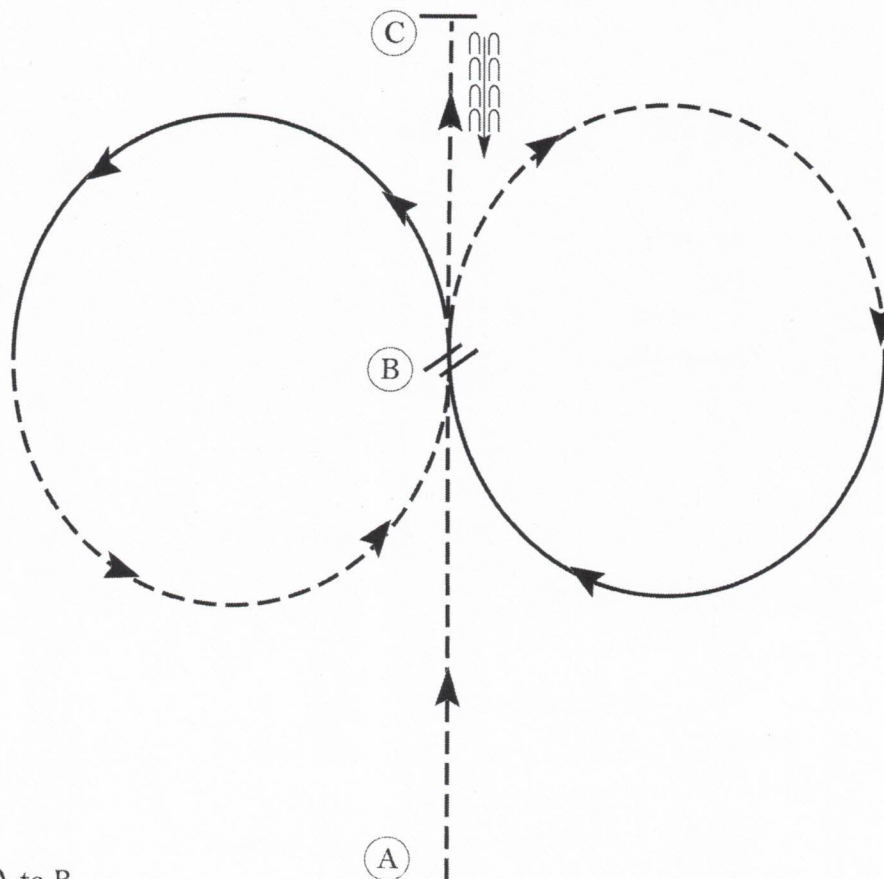
Hunt Seat Equitation (Amateur, Select, Youth)

Show Date: 07-03-2026

Stock Breed

www.HorseShowPatterns.com

www.HorseShowPatterns.com



1. Sitting trot A to B
2. At B posting trot on the left diagonal in a half circle.
3. Canter on the right lead back to B.
4. Change leads at B and canter on the left lead in a half circle.
5. Posting trot on the right diagonal back to B.
6. Sitting trot to C.
7. Stop at C and back approximately one horse length.

Exit at a sitting trot.

Walk	-----
Trot	- - - - -
Extended Trot	— — — — —
Canter	—————
Leg Yield	
Lead Change	↘
Back	←←←←←
Marker	⊙ B
Sidepass	←←←←←
Hand Gallop	—————

[HSE/3-21]

Pattern Provided by:
Winfield Riding Club