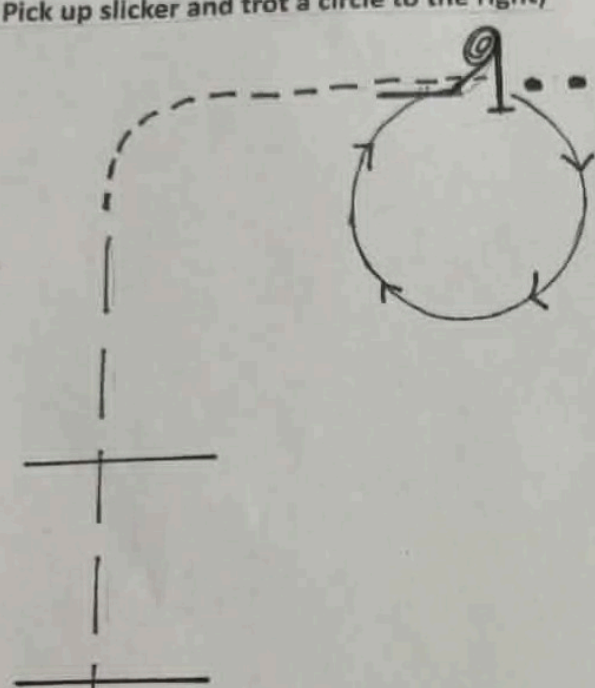


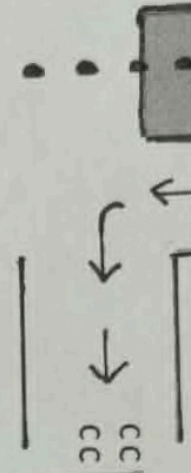
RANCH HORSE TRAIL

(All Classes)

4. Slow to a trot to log drag. Drag log to the right. (L1, Rookie, and Youth do not drag. Pick up slicker and trot a circle to the right)



5. Extend the walk across the bridge. Stop, sidepass right and back beside bridge and through chute.

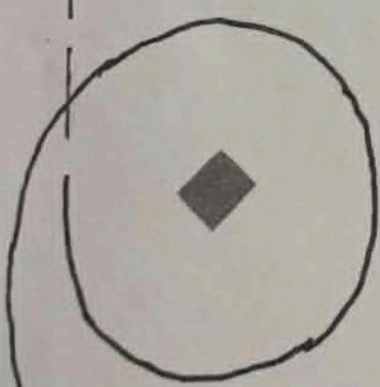


6. Do 1 1/2 spins either direction.



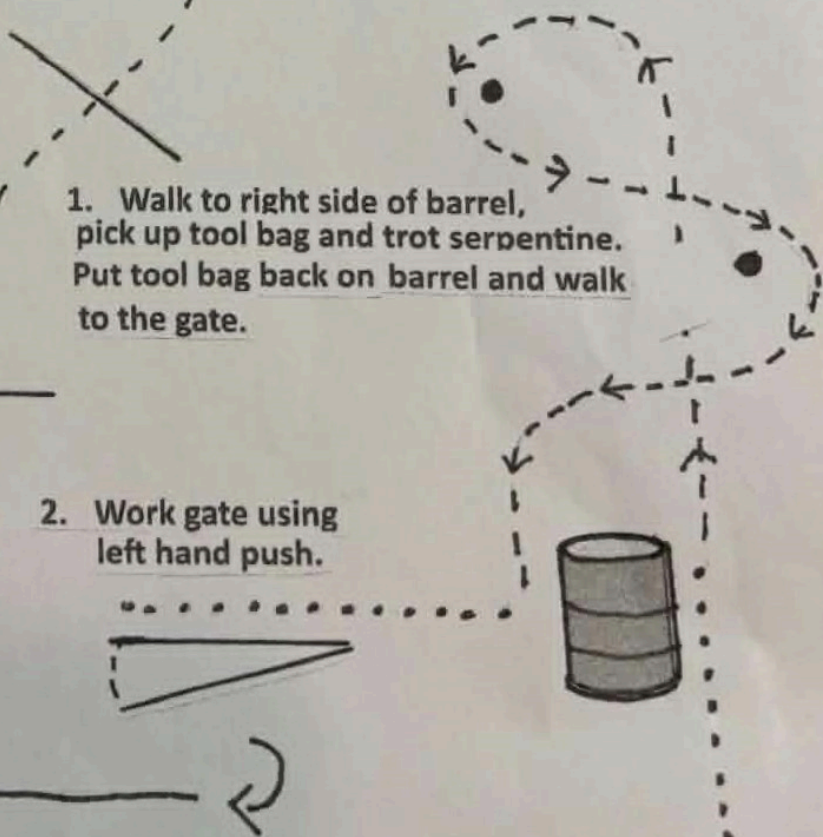
3. Pick up right lead, lope a circle around marker. Transition to an extended trot.

7. Trot across logs to exit.



1. Walk to right side of barrel, pick up tool bag and trot serpentine. Put tool bag back on barrel and walk to the gate.

2. Work gate using left hand push.



EXIT

START