


# DOS GUINDAIS

Porto, Portugal, 2021





Project Management by Santiago Nicolas Copello

Business consultancy by Morphoidea, Lda

Project by Laurent Scanga

Space Design and Architectural Visualization by LEAP Studio

# **content.**

---

06.           **about.**  
general goals
08.           **the intervention.**  
plans for the rehabilitation
10.           **the project.**  
building 01 | building 02 | building 03 | building 04
12.           **building 01.**  
cosy executive | ground floor and mezzanine
32.           **building 02.**  
boho chic eleganza | open-space
50.           **building 03.**  
artist minimalist loft | open-space
64.           **building 04.**  
scandinavian home-like | open-space
82.           **the team.**  
Santiago Nicolas Copello | Morphoidea, Lda  
Laurent Scanga | Luís Paulo (LEAP Studio)

# about.

---

## **general goals**

With this intervention, the goal is to rehabilitate the existing buildings, creating habitable conditions for the surrounding area and to promote new relationships between different sets of housing by inserting new activities associated with housing, such as support services for housing developments and small businesses.

# **the intervention.**

---



## **plans for the rehabilitation**

By contributing to the regeneration of a part of Porto and, in this way, integrating the area into the city's tourist routes, it is intended to enhance local sustainability through a new "reality" capable of improving the living conditions of the inhabitants of Porto.

The strategy is to establish and ensure a means of enhancing the building as an element that characterizes the urban landscape while safeguarding its local identity. This will be achieved through the qualification of private outdoor spaces and the paths of the housing nucleus - patios, patios, passages, etc. - and its articulation with the area called "Escadas dos Guindais".

**the project.**

---



01

# Building

Cosy  
Executive

# **the style.**

---

**MADE FOR THE AVERAGE BUSINESS PEOPLE WHO WISH TO  
HAVE A COMFORTABLE SPACE WHERE THEY CAN WORK AND  
HOST A BUSINESS MEETING IF NEEDED**


Natural light combined with thought-out design can lead up to better usage of the space available to create a living environment that feels both inviting and peaceful. In this case, the multiple windows allow the space to be flooded by natural light and brightening the rooms, giving a sense of comfort and visibility.

In addition, natural materials and colours were used throughout the areas so that it was a harmonious, welcoming, cosy and sophisticated atmosphere for those who visit it.

Also, there is a main working/get-together zone in the mezzanine divided into two sub-areas: in front of the stairs, there is a small desk with a large mirror so that the light spreads even further and where you can work and have online meetings; the second is the lounge, designed to be either a formal or casual hang-out place with comfortable and versatile furniture.

# ground floor.

---





On the main floor, as soon as we walk in, we have a living room with a couch and tv cabinet, then a complete bathroom and at the end the kitchen and dining room.





## LIVING ROOM

Below the stairs, we can notice that this space was maximized by putting built-in cabinets with sleek handles.



## BATHROOM

Between the living room and the kitchen, there is a three-piece bathroom with pattern tiles that enhance the elements and the design of this area, giving it a more modern and clean look.





## KITCHEN AND DINING AREA


At last, we have a simple kitchen with an expandable table with two chairs and a bench that is tucked against the wall to allow easier circulation.





# mezzanine.

---





By going up the stairs to the mezzanine, you can see a small desk space with a big mirror, a lounge area on the right, the bedroom and a bathroom.



## LOUNGE AREA

The first thing you see in this space is a multifunction workspace that you can either use as a desk to work or have meetings or as a make-up zone for instance.

There is also a chill-out zone with puffs, a large bench and a coffee table to welcome your guests or hold meetings.







## BEDROOM

This bedroom has a separation from the second living area created by a large closet and a comfortable rug that reinforces the simplicity of the nightstands and the continental styled bed in shades of dark grey, light grey and white.





## BATHROOM

Next to the bedroom there is a two-piece bathroom to fulfill the basic needs when you get ready in the morning or at night, in light and natural tones so that you can continue feeling the vibe of the rest of the floor.



02



# Building

Boho

Chic Eleganza

# the style.

---

MADE FOR THOSE WHO LOVE THE GOOD OLD DAYS WITH  
A TOUCH OF MODERN DESIGN AND COMFORT. ORGANIC,  
COLORFUL, DETAILED, FOLK-INSPIRED PIECES.

Inspired by the region of Bohemian, in the Czech Republic and developed in New York City during the 1950s, this style mixes patterns and colors with the abandon of empty spaces, using natural and rustic finishes and vintage pieces to add global accents with a casual vibe.

# open-space.

---



On this one-floor apartment, there is a bathroom on the left and the main living area is in front of the hall, where you have access to a kitchen, a dining area, a living room and a bedroom.





## **BATHROOM**

Made to give a sense of relaxation, this bathroom has a pattern tile floor in black and white, with a light wood washbasin unit and ceiling lamps made of wood and a shower with a black steel faucet and shower and a white base.





This area was decorated with knotted rugs, a folded towel, flowers and a patterned wallpaper as an accent part in the washbasin unit.

The top cabinets have an embedded LED light which you can control individually.





## KITCHEN AND DINING AREA

Near the living room, there is the dining area and the kitchen with cabinets that mix light wood and grey fronts so there is a sense of neutral tones, having a green blanket on the sofa and pillows in the same fabric as the chairs to tie it all.



## LIVING ROOM

In this living room, the goal was to have a space that promoted an open dialogue if you are in different areas of this main space, having clear vision guides throughout the reunion zone.





## BEDROOM

At last, we have the bedroom, which is slightly separated from the other spaces by the bed headboard with terracotta tones, decorated with sleek nightstands and wooden table lamps.









It is also complemented by an off-white macrame knotted rug with fringes following a pattern so that it reflects the Boho style chosen for this building.



03

# Building

Artist

Minimal Loft

# the style.

---

MADE FOR THOSE WHO APPRECIATE BEING SURROUNDED  
BY ART AND A SMALL GALLERY IN PLAIN SIGHT, THE LESS  
CLUTTER THE BETTER.

In this space, we chose to use dark moody tones embracing the clarity given by the light brought by the windows throughout the building so that it appears bigger. Simple artworks have been used to dress the area and to create a separation of the living room as a focal gathering point.

The loft part is visible in the use of wood and metals in an open floor plan, resulting in a cohesive and strong design as a statement to let the creativity flow.

# ground floor.

---



This apartment is composed of a bathroom, a dining area, a kitchen a chill-out zone and a bedroom with built-in closet space.



## BATHROOM

This bathroom was designed to connect the patterned tile with orange features that are also in the different elements of the apartment, such as the curtains, pillows and blanket.

Wood was used in the washbasin unit with a mirror on top to spread the light from the LED piece built-in the border.







## KITCHEN, DINING AREA AND LIVING ROOM

In the entire living space, the flooring is made with large wood planks in light oak as a contrast to the space colour scheme.

The kitchen has wooden cabinets with a brown granite countertop and black backsplash to connect this visual to the black and white pops throughout the apartment. Regarding the dining area, it was chosen to insert white chairs to keep it clean and to have a visual break from colours with a light-grey table and neutral ceramic.

All the curtains are orange so that it feels more cohesive and welcoming with warm tones as a statement decoration.





## **LIVING ROOM**

In the living room, there is a blue couch with grey pillows that tie in with the blankets in the bedroom, as well as art pieces hung up on the walls and a coffee table with a table lamp to enjoy leisure time.

All the curtains are orange so that it feels more cohesive and welcoming with warm tones as a statement decoration.







## BEDROOM

This area is composed of a bed, nightstands made of wood and glass and a wardrobe with wooden open-shelving, black metal hangers with an LED light above them and closed storage space for the rest of the clothing and other items you might carry.

The dark-grey rug creates a graphic contrast with the saturation of the pops of colour present in this scene, attracting your eye towards that element.

In these close-ups, the coloured paintings above the headboard gain a special visual interest and anchor the space, being that this aspect also happens due to the black metal used both in the picture frames and in the headboard's lighting.







04

# Building

Scandinavian  
Home-Like

# the style.

---

MADE FOR THOSE WHO GO ON VACATION BUT LIKE TO FEEL  
AT HOME IN A SPACE THAT LOOKS AND FEELS FAMILIAR AND  
LIKE HOME.

This particular style is typically used in Denmark, Norway and Sweden but has now gained a presence in projects around the world.

It focuses on simple and clean visuals and takes advantage of every space whilst respecting the clutter-free aspect, being that every item and piece of furniture has a reason to be there, all things that are considered extra and unnecessary are discarded or hidden from sight.

Therefore, neutral colours such as bright white, black and different shades of grey and browns are used to bring life to a rather monochromatic room.

# ground floor.

---



In this one-level apartment, there's a three-piece bathroom on the left and right in front of the entry we have the main living space with a couch, dining area, kitchen and bedroom zone.




## BATHROOM

The first area on the left of the entry door is this three-piece bathroom with grey pattern tiled floors, a wooden washbasin unit with an accent wall painted light grey and a black shower as a statement piece.









## LIVING ROOM

The first space you see when walking in the main area is this living zone where you have a comfortable three-seats couch in grey tones, a brown blanket and a coffee table made of wood so that you can relax some times.





## KITCHEN

When you enter the living space, you can see a kitchen on the left, composed of granite countertops and white cabinets, a big fridge and freezer combination and wooden shelves where you can put your day to day utensils.





## DINING AREA

There is a dining area perfect for four people to seat and have a meal in the corner. It is decorated as a welcoming zone with a black ceiling pendant to emphasize this space and a painting with the borders and strokes matching the lamp, tying it all together.



## BEDROOM

In the end, near the windows, we have a queen size bed with two modern nightstands and some decoration, with grey curtains to keep the exterior lighting from coming in.











**the team.**

---

**Santiago Nicolas Copello - Project Manager**

E-mail: [copellosantiago@gmail.com](mailto:copellosantiago@gmail.com)

**Morphoidea, Lda - Business Consultancy**

E-mail: [morphoidealda@gmail.com](mailto:morphoidealda@gmail.com)

**Laurent Scanga - Architect**

E-mail: [compartimento.arq@gmail.com](mailto:compartimento.arq@gmail.com)

**LEAP Studio - Space Design and Architectural Visualization**

E-mail: [leapstudio.archviz@gmail.com](mailto:leapstudio.archviz@gmail.com)

Facebook: [@leapstudio.archviz](#)

Instagram: [@leapstudio.archviz](#)

Behance: <https://www.behance.net/leapstudioarchviz>

Website: <https://sites.google.com/view/leapstudioarchviz>





# DOS GUINDAIS

---

**Porto, Portugal, 2021**

Project Management by Santiago Nicolas Copello

Business consultancy by Morphoidea, Lda

Project by Architect Laurent Scanga

Space Design and Architectural Visualization by LEAP Studio