



# Mississippi County, AR

Arkansas Economic Development Commission  
1 Commerce Way  
Ste. 601  
Little Rock, Arkansas 72202

# Contents

Report Parameters .....	1
Economy Overview .....	2
Unemployment by Demographics .....	4
Historic & Projected Trends .....	8
Population Characteristics .....	12
Inbound and Outbound Migration .....	14
Industry Characteristics .....	16
Business Characteristics .....	21
Workforce Characteristics .....	23
Educational Pipeline .....	29
In-Demand Skills .....	30

## Report Parameters

### 1 County

5093 Mississippi County, AR

---

### Class of Worker

QCEW Employees, Non-QCEW Employees, and Self-Employed

The information in this report pertains to the chosen geographical area.

# Economy Overview

38,417

Population (2023)

Population **decreased by 2,822** over the last 5 years and is projected to **decrease by 2,554** over the next 5 years.

20,460

Total Regional Employment

Jobs **grew by 398** over the last 5 years and are projected to **grow by 621** over the next 5 years.

\$45.7K

Median Household Income (2022)

Median household income is **\$23.3K below** the national median household income of \$69.0K.

## Takeaways

- As of 2023 the region's population **declined by 6.8%** since 2018, falling by 2,822. Population is expected to **decrease by 6.6%** between 2023 and 2028, losing 2,554.
- From 2018 to 2023, jobs **increased by 2.0%** in Mississippi County, AR from 20,062 to **20,460**. This change **fell short of the national growth rate of 4.3% by 2.3%**. As the number of jobs increased, the **labor force participation rate increased from 54.9% to 57.8% between 2018 and 2023**.
- Concerning educational attainment, **9.5% of Mississippi County, AR residents possess a Bachelor's Degree** (11.7% below the national average), and **7.6% hold an Associate's Degree** (1.3% below the national average).
- The top three industries in 2023 are Iron and Steel Mills and Ferroalloy Manufacturing, Education and Hospitals (Local Government), and Crop Production.

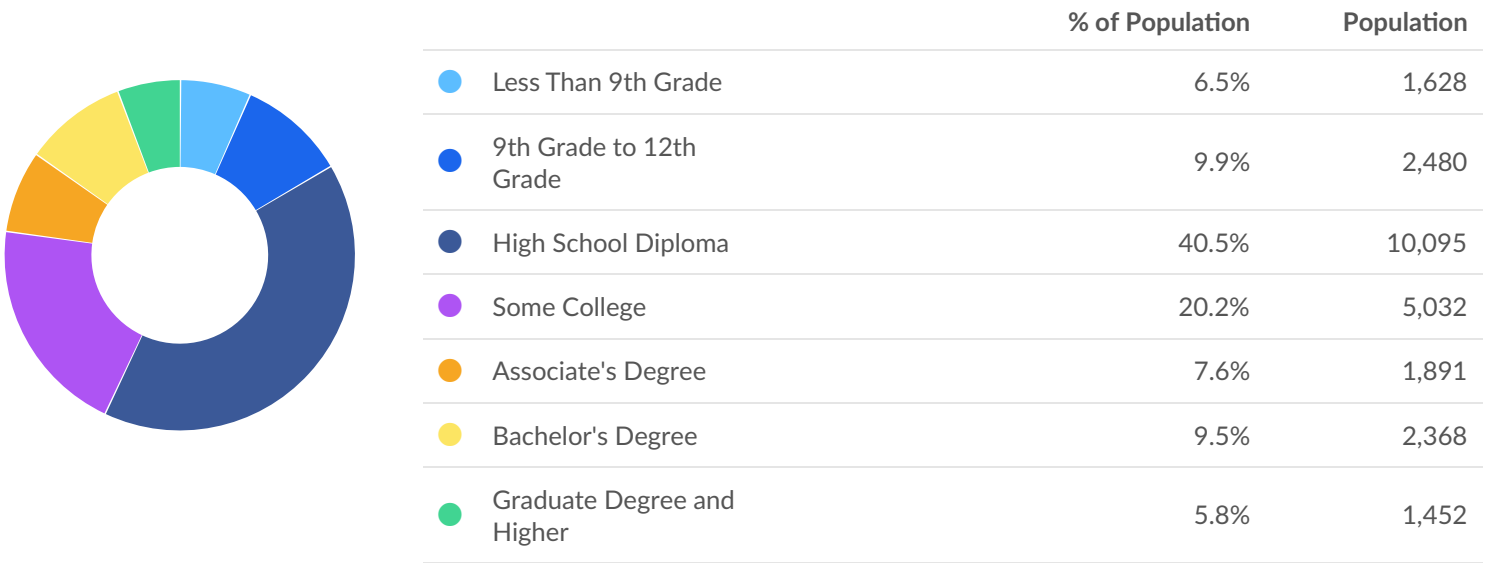
	Population (2024)	Labor Force (Jun 2024)	Jobs (2023)	Cost of Living	GRP	Imports	Exports
Region	37,885	17,534	20,460	87.3	\$3.76B	\$5.51B	\$9.16B
State	3,082,610	1,428,181	1,455,054	90.5	\$173.96B	\$195.71B	\$213.15B

## Jun 2024 Labor Force Breakdown



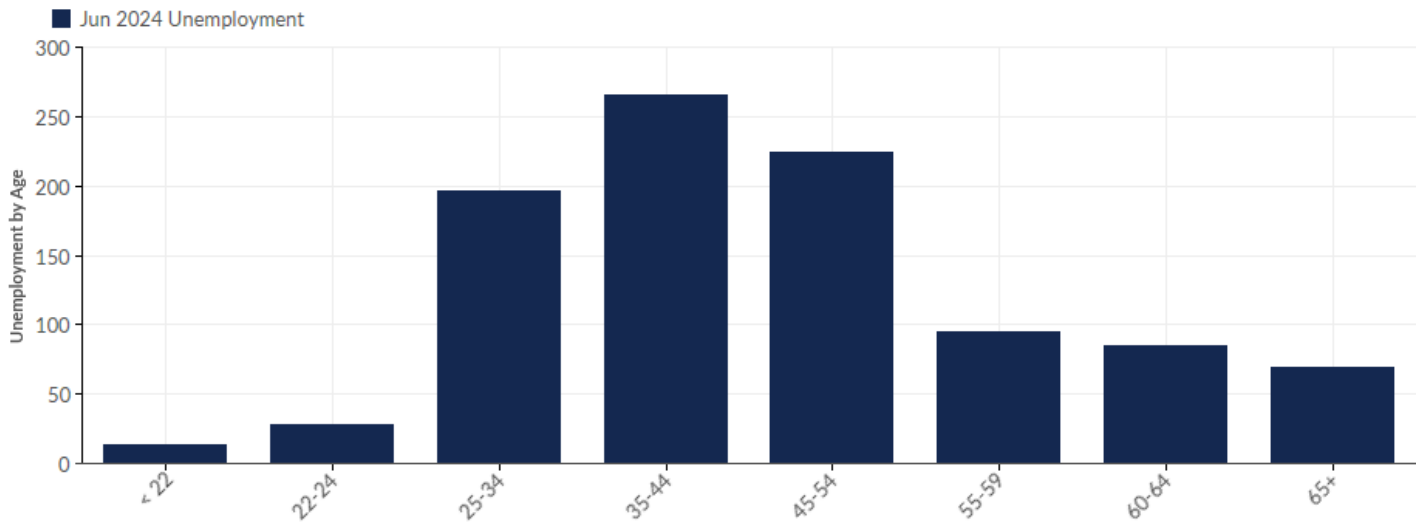
## Educational Attainment

Concerning educational attainment, **9.5% of Mississippi County, AR residents possess a Bachelor's Degree** (11.7% below the national average), and **7.6% hold an Associate's Degree** (1.3% below the national average).



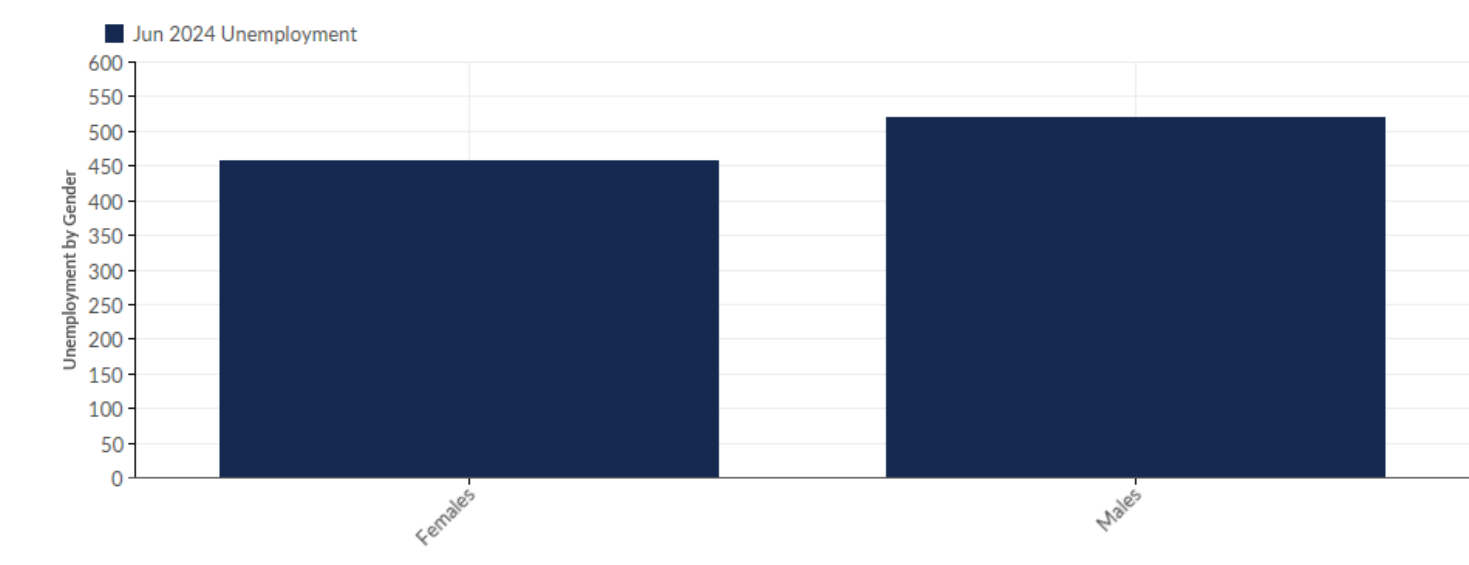
# Unemployment by Demographics

## Unemployment by Age



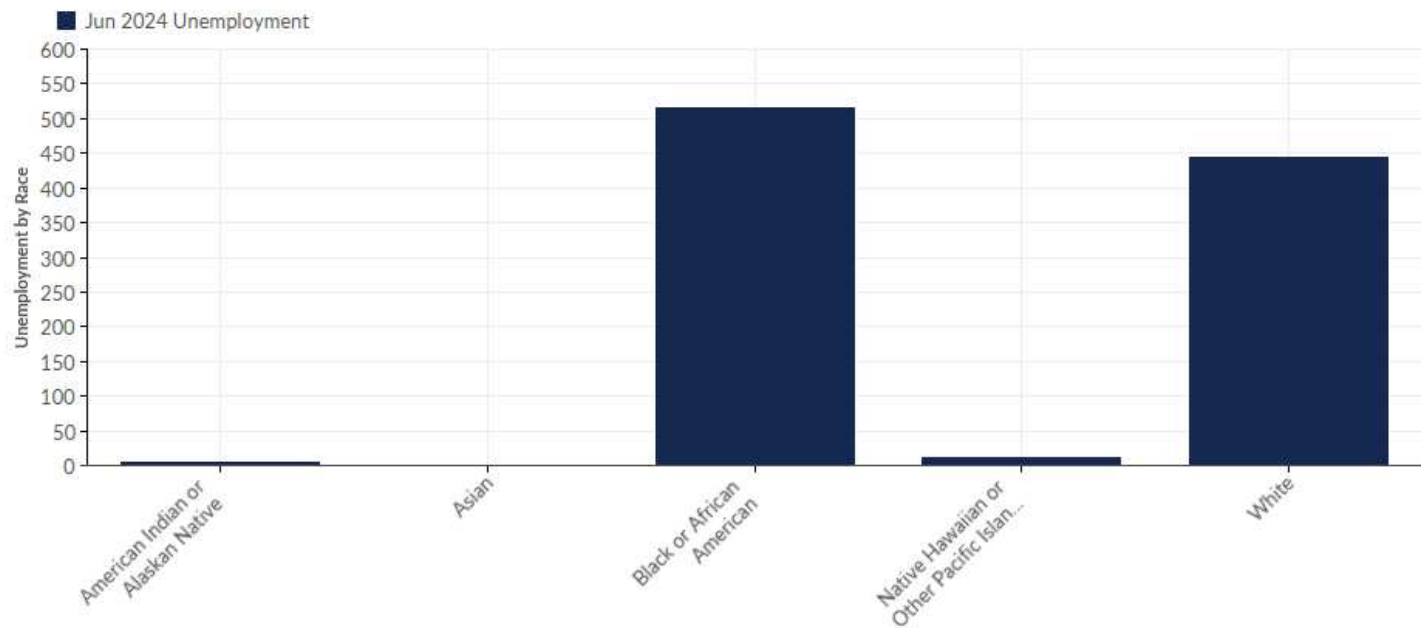
Age	Unemployment (Jun 2024)	% of Unemployed
< 22	13	1.33%
22-24	28	2.87%
25-34	196	20.06%
35-44	266	27.23%
45-54	224	22.93%
55-59	95	9.72%
60-64	85	8.70%
65+	69	7.06%
Total	977	100.00%

### Unemployment by Gender



Gender	Unemployment (Jun 2024)	% of Unemployed
Females	457	46.78%
Males	520	53.22%
Total	977	100.00%

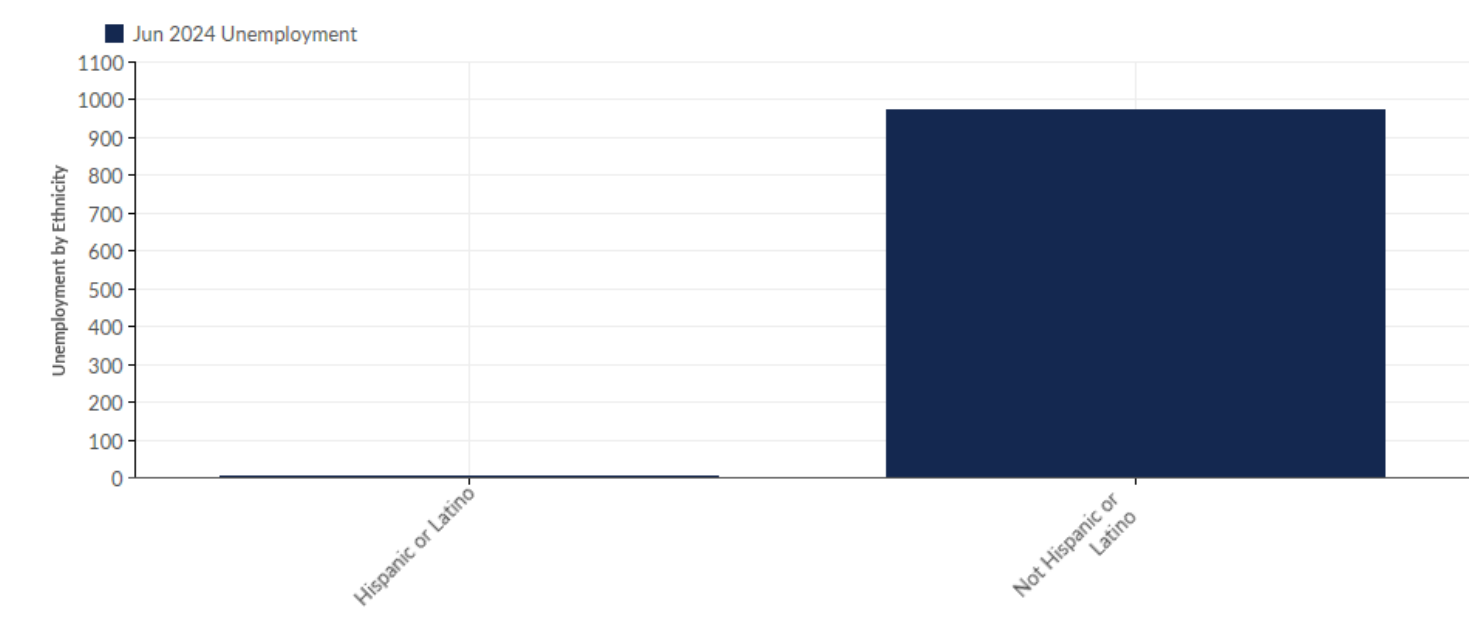
## Unemployment by Race



Race	Unemployment (Jun 2024)	% of Unemployed
American Indian or Alaskan Native	4	0.41%
Asian	1	0.10%
Black or African American	516	52.81%
Native Hawaiian or Other Pacific Islander	12	1.23%
White	445	45.55%
Total	977	100.00%



Unemployment by Ethnicity

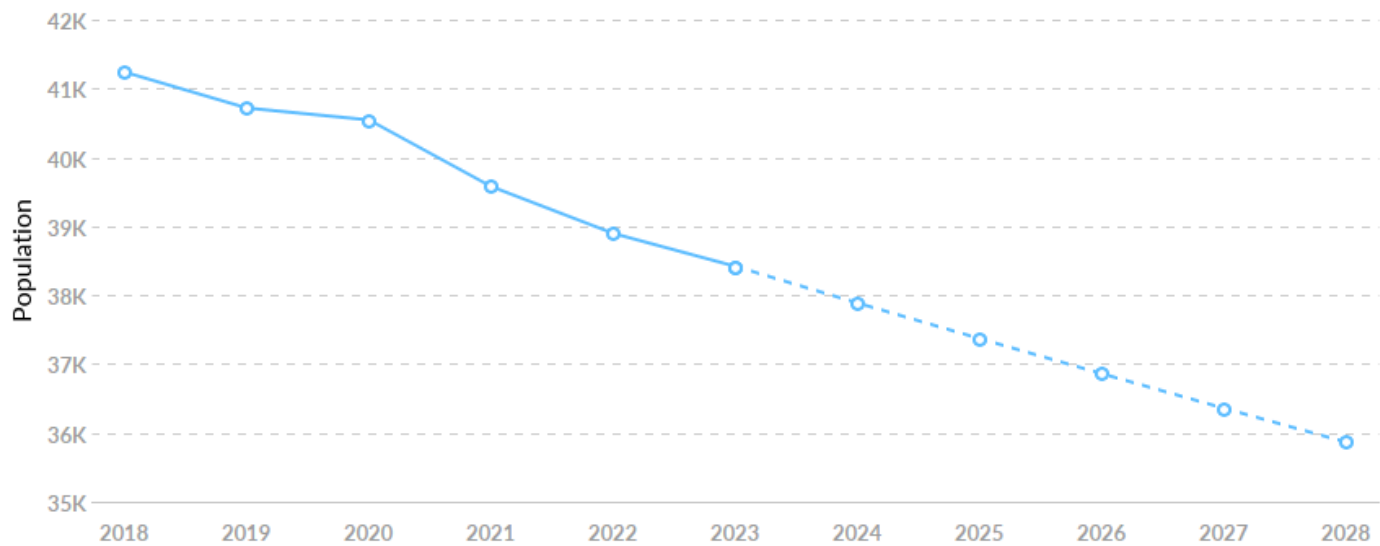


Ethnicity	Unemployment (Jun 2024)	% of Unemployed
Hispanic or Latino	6	0.61%
Not Hispanic or Latino	971	99.39%
Total	977	100.00%

# Historic & Projected Trends

## Population Trends

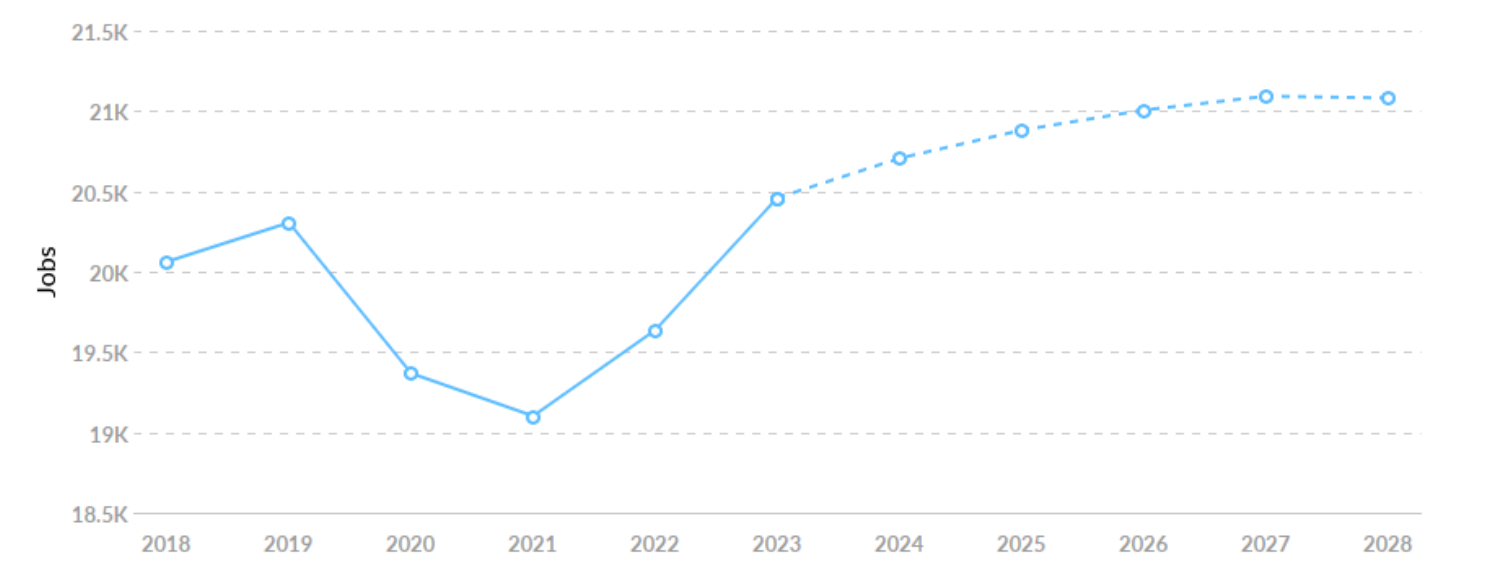
As of 2023 the region's population **declined by 6.8%** since 2018, falling by 2,822. Population is expected to **decrease by 6.6%** between 2023 and 2028, losing 2,554.



Timeframe	Population
2018	41,239
2019	40,717
2020	40,544
2021	39,577
2022	38,896
2023	38,417
2024	37,885
2025	37,368
2026	36,858
2027	36,356
2028	35,864

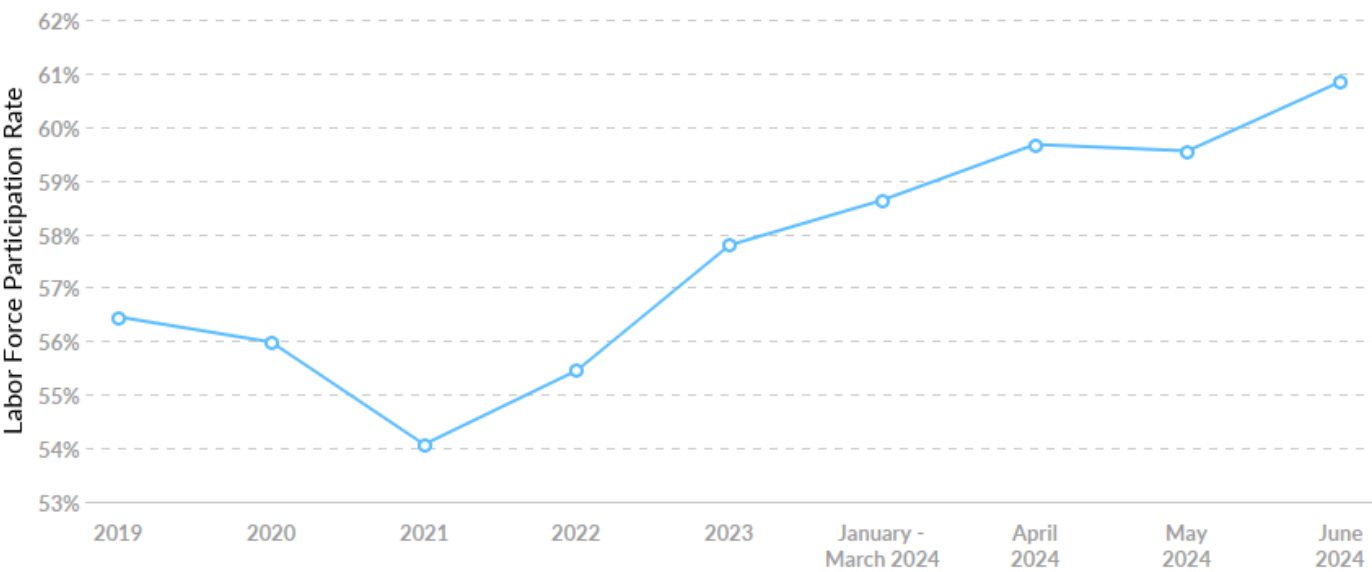
Job Trends

From 2018 to 2023, jobs increased by 2.0% in Mississippi County, AR from 20,062 to 20,460. This change fell short of the national growth rate of 4.3% by 2.3%.



Timeframe	Jobs
2018	20,062
2019	20,305
2020	19,368
2021	19,102
2022	19,637
2023	20,460
2024	20,706
2025	20,881
2026	21,006
2027	21,092
2028	21,081

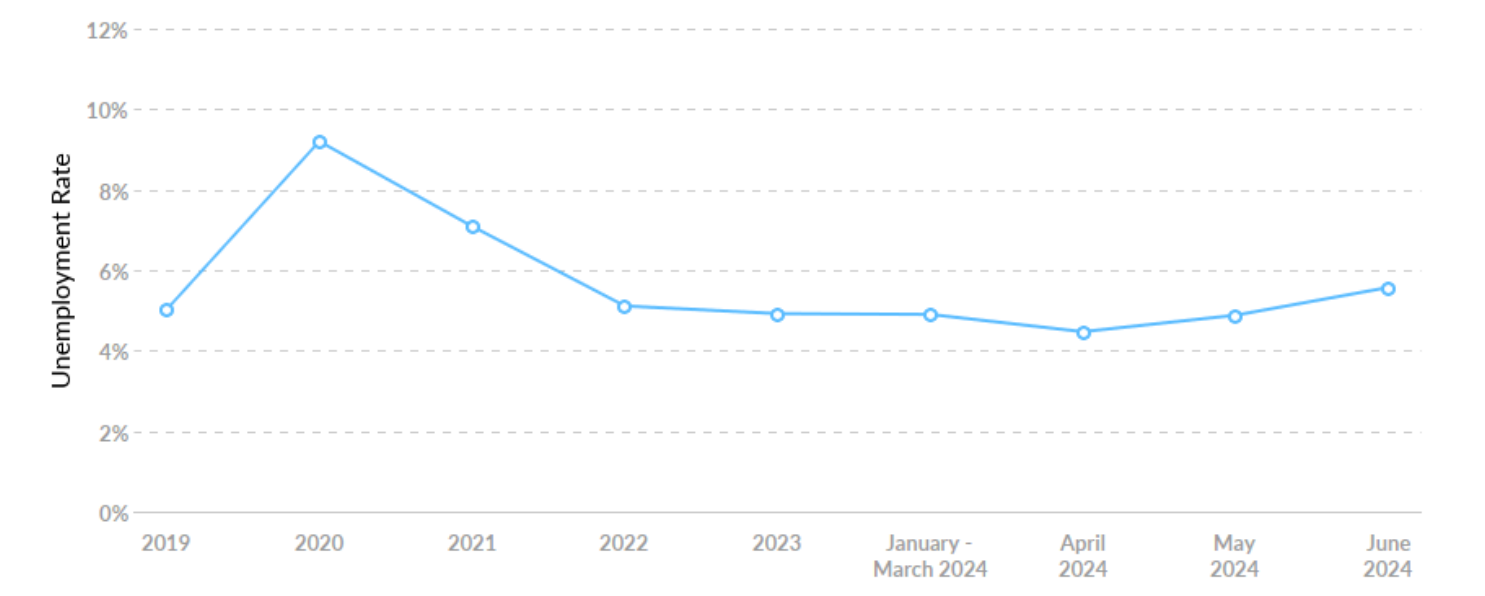
## Labor Force Participation Rate Trends



Timeframe	Labor Force Participation Rate
2019	56.45%
2020	55.98%
2021	54.07%
2022	55.45%
2023	57.79%
January - March 2024	58.63%
April 2024	59.67%
May 2024	59.55%
June 2024	60.84%

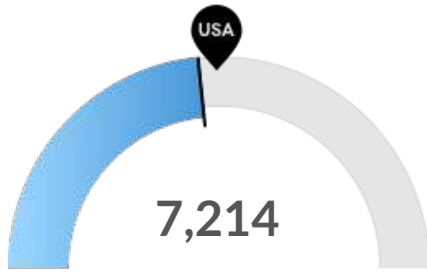
## Unemployment Rate Trends

Mississippi County, AR had a June 2024 unemployment rate of 5.57%, **increasing from 5.02%** 5 years before.



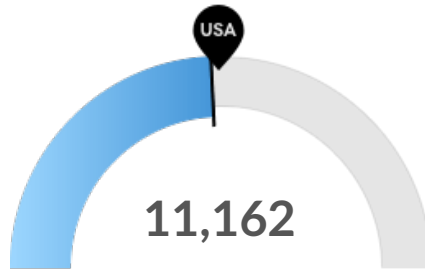
Timeframe	Unemployment Rate
2019	5.02%
2020	9.20%
2021	7.09%
2022	5.11%
2023	4.92%
January - March 2024	4.90%
April 2024	4.47%
May 2024	4.88%
June 2024	5.57%

## Population Characteristics



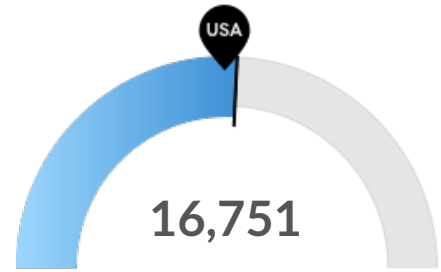
**Millennials**

Mississippi County, AR has 7,214 millennials (ages 25-39). The national average for an area this size is 7,909.



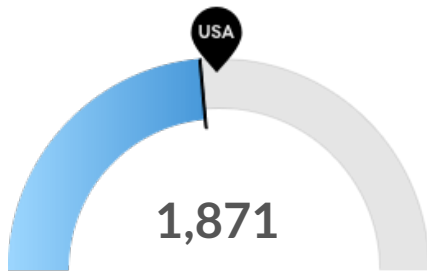
**Retiring Soon**

Retirement risk is about average in Mississippi County, AR. The national average for an area this size is 11,656 people 55 or older, while there are 11,162 here.



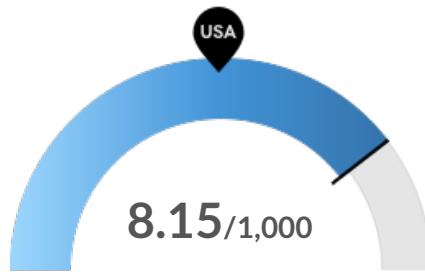
**Racial Diversity**

Racial diversity is about average in Mississippi County, AR. The national average for an area this size is 15,996 racially diverse people, while there are 16,751 here.



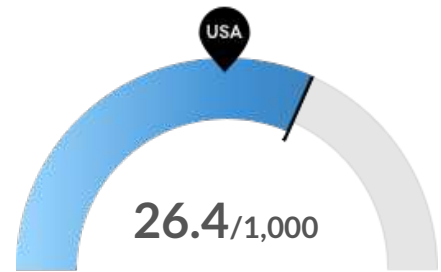
**Veterans**

Mississippi County, AR has 1,871 veterans. The national average for an area this size is 2,034.



**Violent Crime**

Mississippi County, AR has 8.15 violent crimes per 1,000 people. The national rate is 3.6 per 1,000 people.

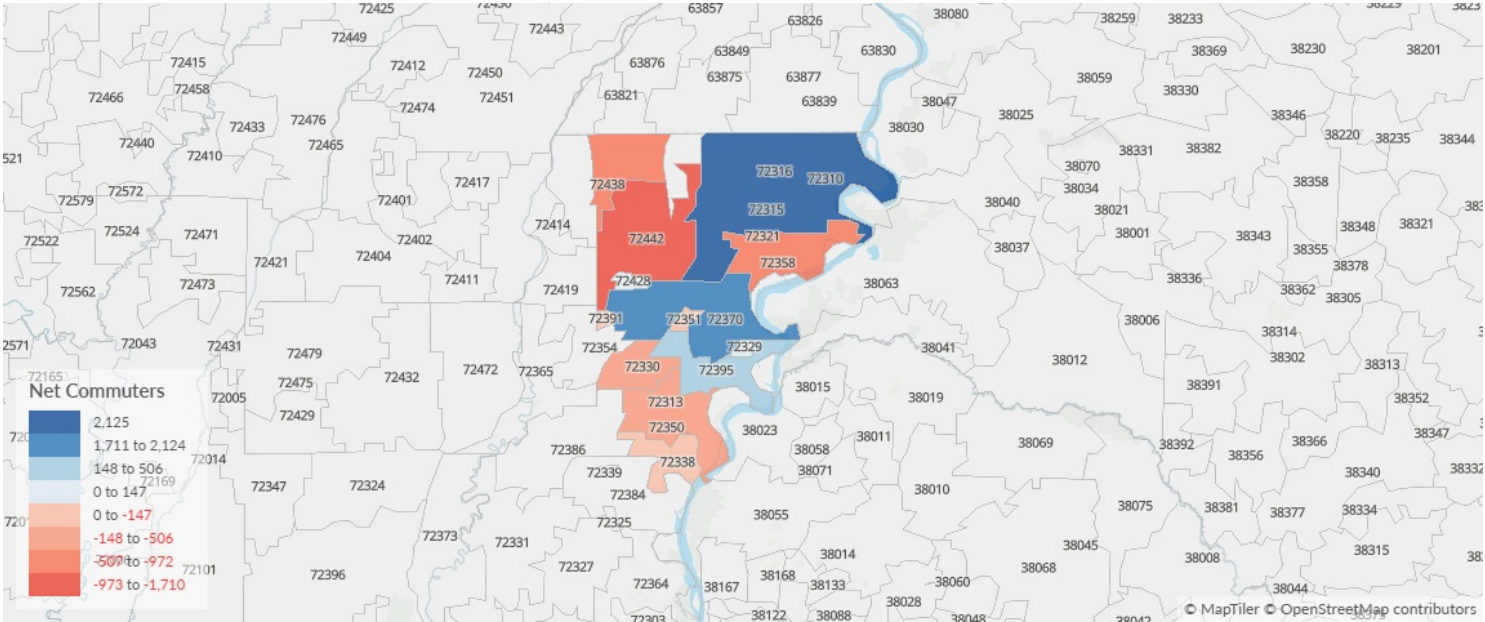


**Property Crime**

Mississippi County, AR has 26.4 property crimes per 1,000 people. The national rate is 18.22 per 1,000 people.

## Place of Work vs Place of Residence

Understanding where talent in Mississippi County, AR currently works compared to where talent lives can help you optimize site decisions.



Where Talent Works

ZIP	Name	2023 Employment
72315	Blytheville, AR (in Missis...	11,218
72370	Osceola, AR (in Mississi...	5,420
72442	Manila, AR (in Mississip...	1,073
72395	Wilson, AR (in Mississip...	736
72438	Leachville, AR (in Missis...	551

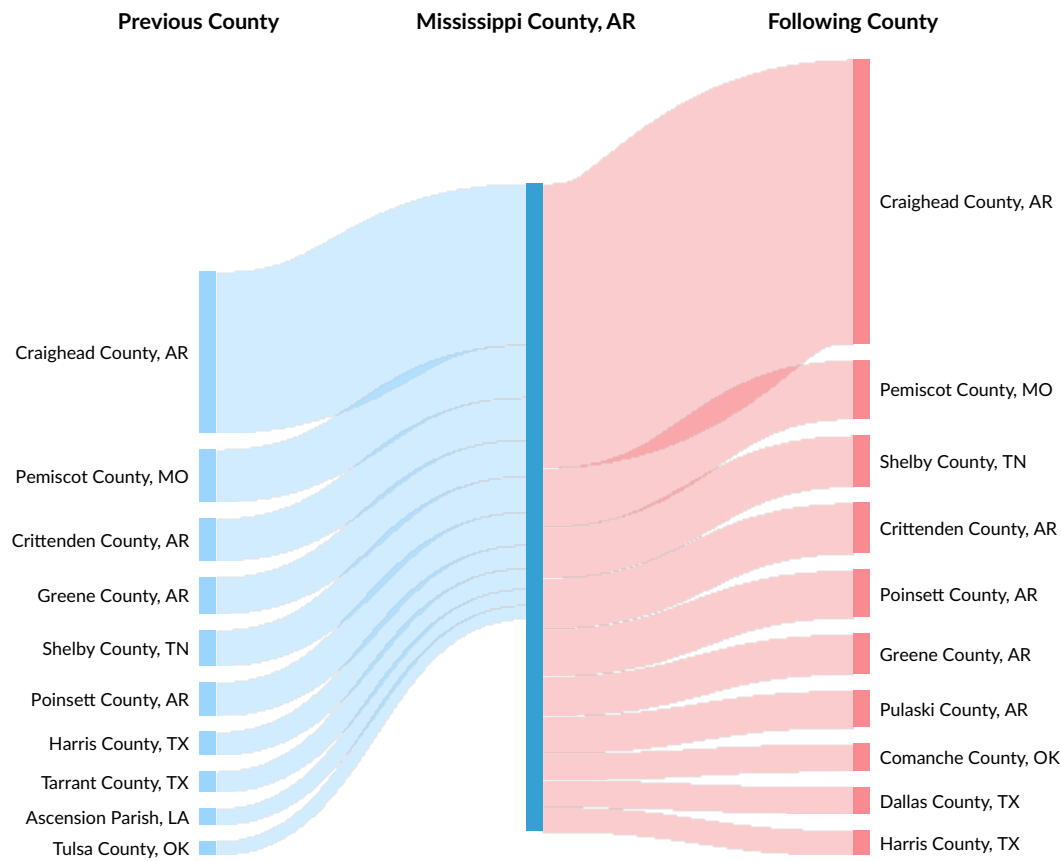
Where Talent Lives

ZIP	Name	2023 Workers
72315	Blytheville, AR (in Missis...	9,093
72370	Osceola, AR (in Mississi...	3,708
72442	Manila, AR (in Mississip...	2,046
72438	Leachville, AR (in Missis...	1,232
72358	Luxora, AR (in Mississip...	724

# Inbound and Outbound Migration

The table below analyzes past and current residents of Mississippi County, AR. The left column shows residents of other counties migrating to Mississippi County, AR. The right column shows residents migrating from Mississippi County, AR to other counties.

As of 2021, 209 people have migrated from Craighead County, AR to Mississippi County, AR. In the same year, 368 people left Mississippi County, AR migrating to Craighead County, AR. The total Net Migration for Mississippi County, AR in 2021 was -363.



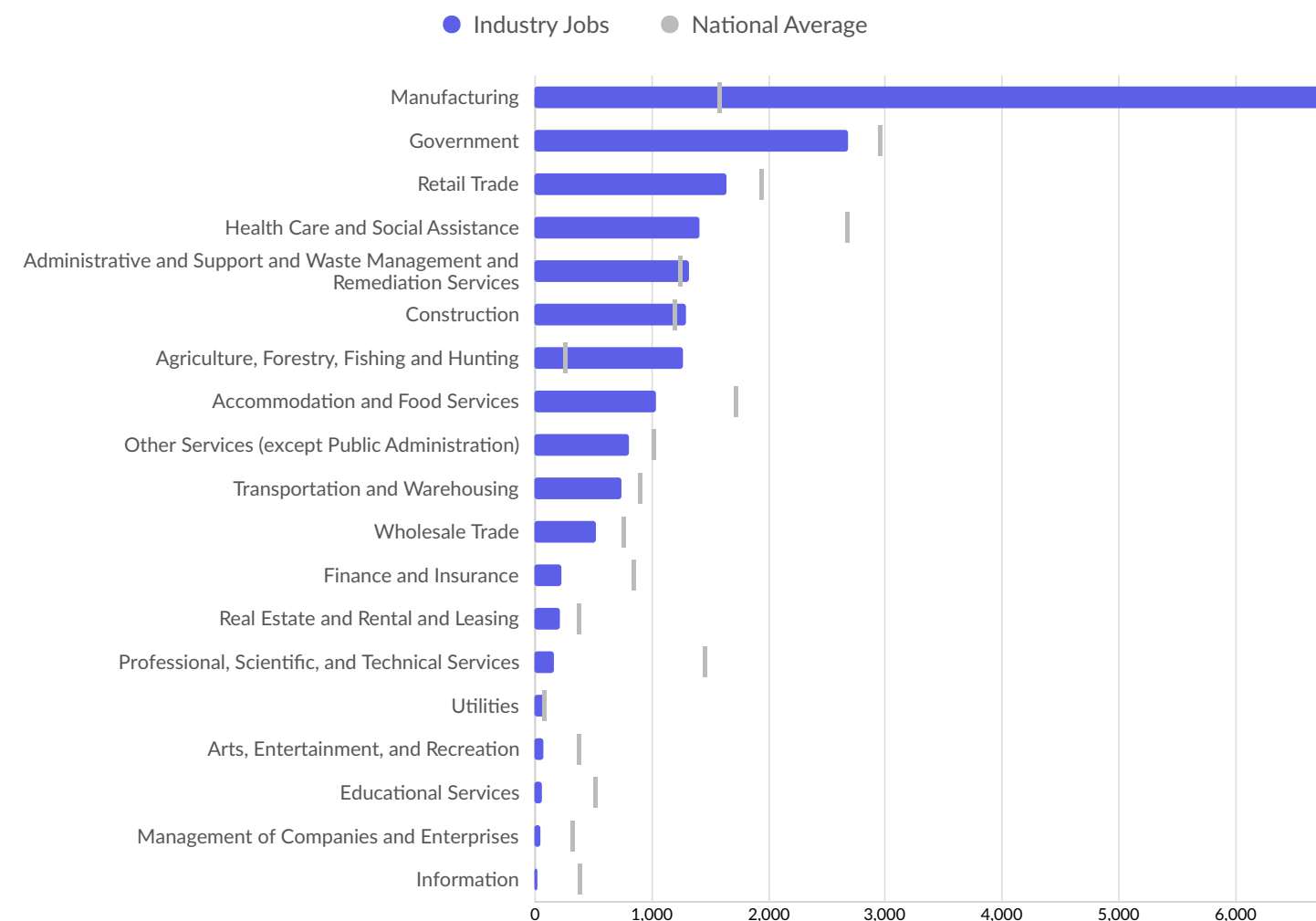
Top Previous Counties	Migrations
Craighead County, AR	209
Pemiscot County, MO	68
Crittenden County, AR	55
Greene County, AR	47
Shelby County, TN	46
Poinsett County, AR	43



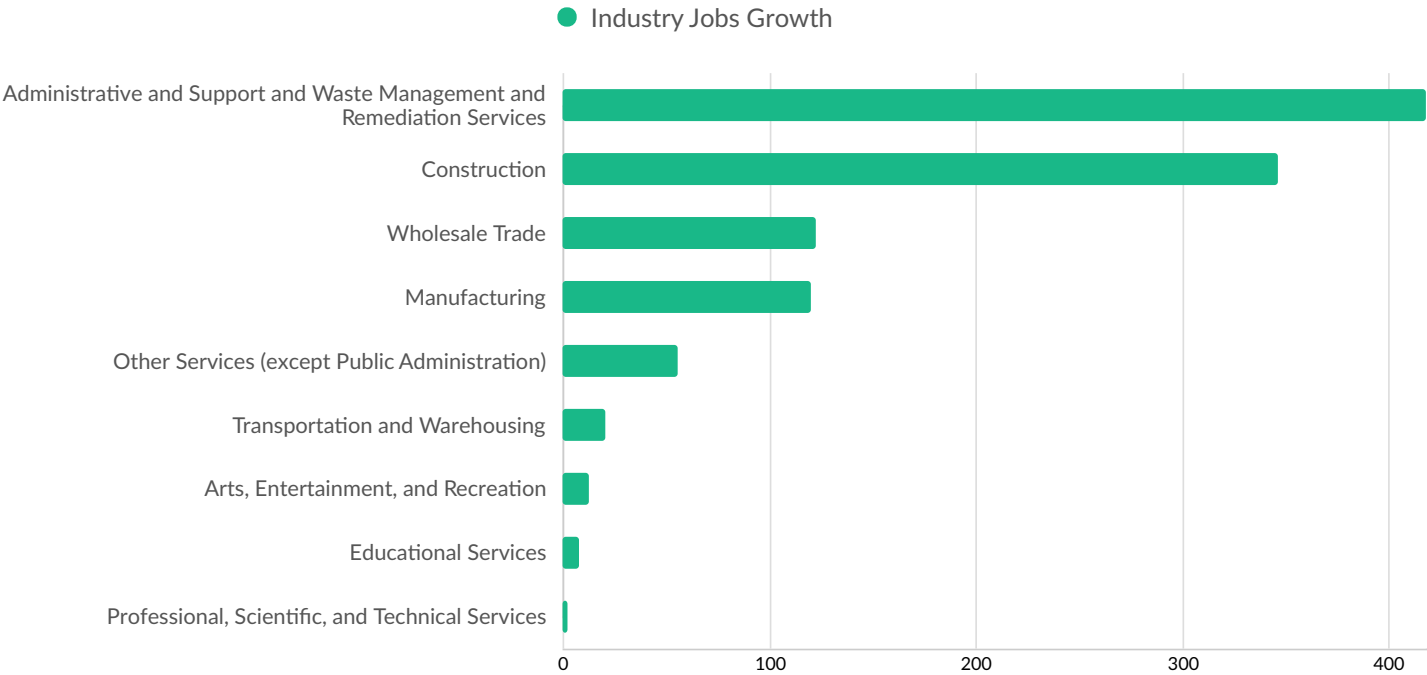
Top Previous Counties	Migrations
Harris County, TX	30
Tarrant County, TX	27
Ascension Parish, LA	21
Tulsa County, OK	18
Carter County, MO	14
Elmore County, AL	14
Marshall County, MS	14
Jackson County, OK	11
Phillips County, AR	11
Top Following Counties	Migrations
Craighead County, AR	368
Pemiscot County, MO	76
Shelby County, TN	66
Crittenden County, AR	65
Poinsett County, AR	62
Greene County, AR	52
Pulaski County, AR	48
Comanche County, OK	35
Dallas County, TX	35
Harris County, TX	32
Butler County, MO	31
Washington County, AR	30
Faulkner County, AR	25
Benton County, AR	23
Rock Island County, IL	21

# Industry Characteristics

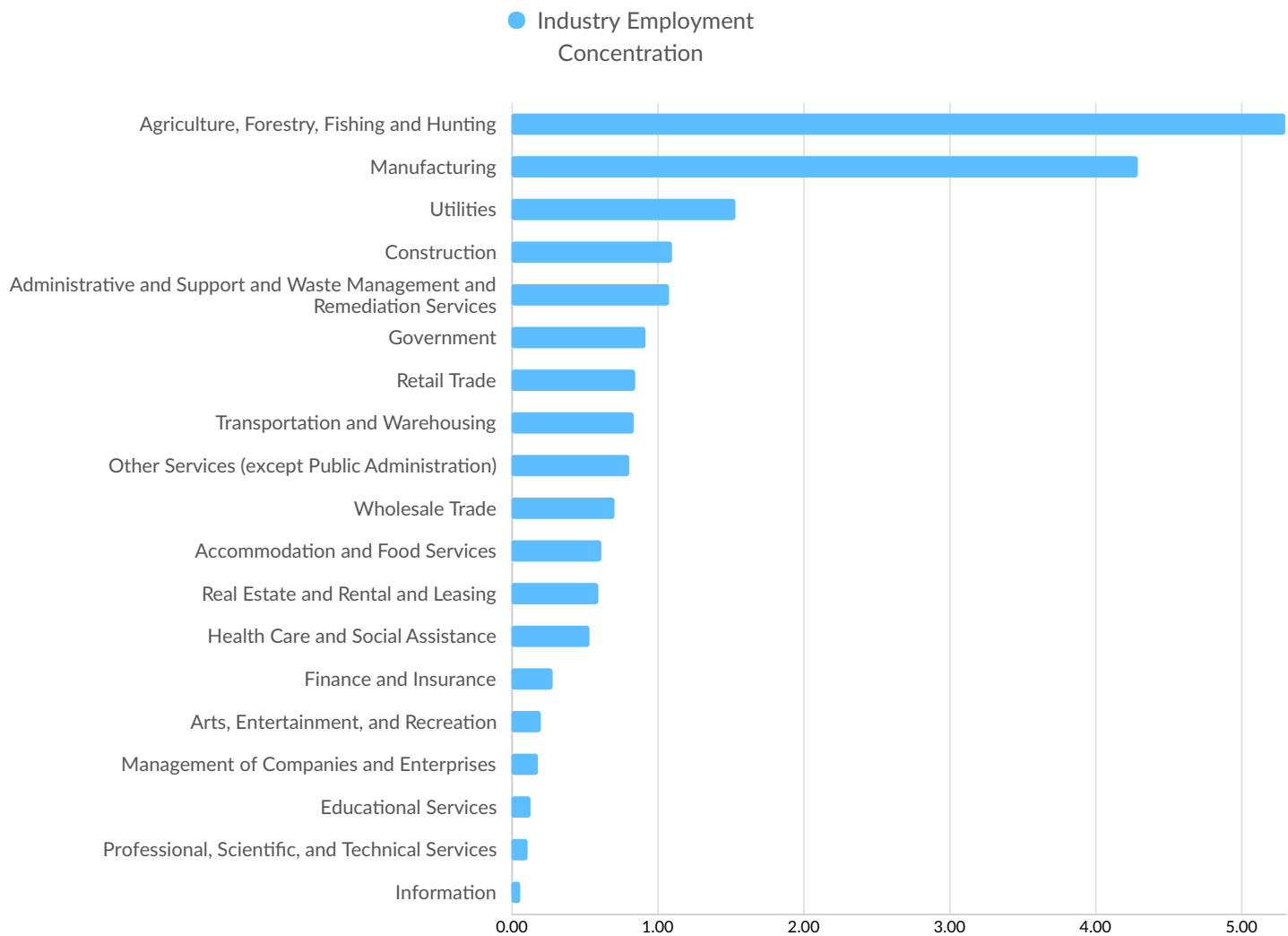
## Largest Industries



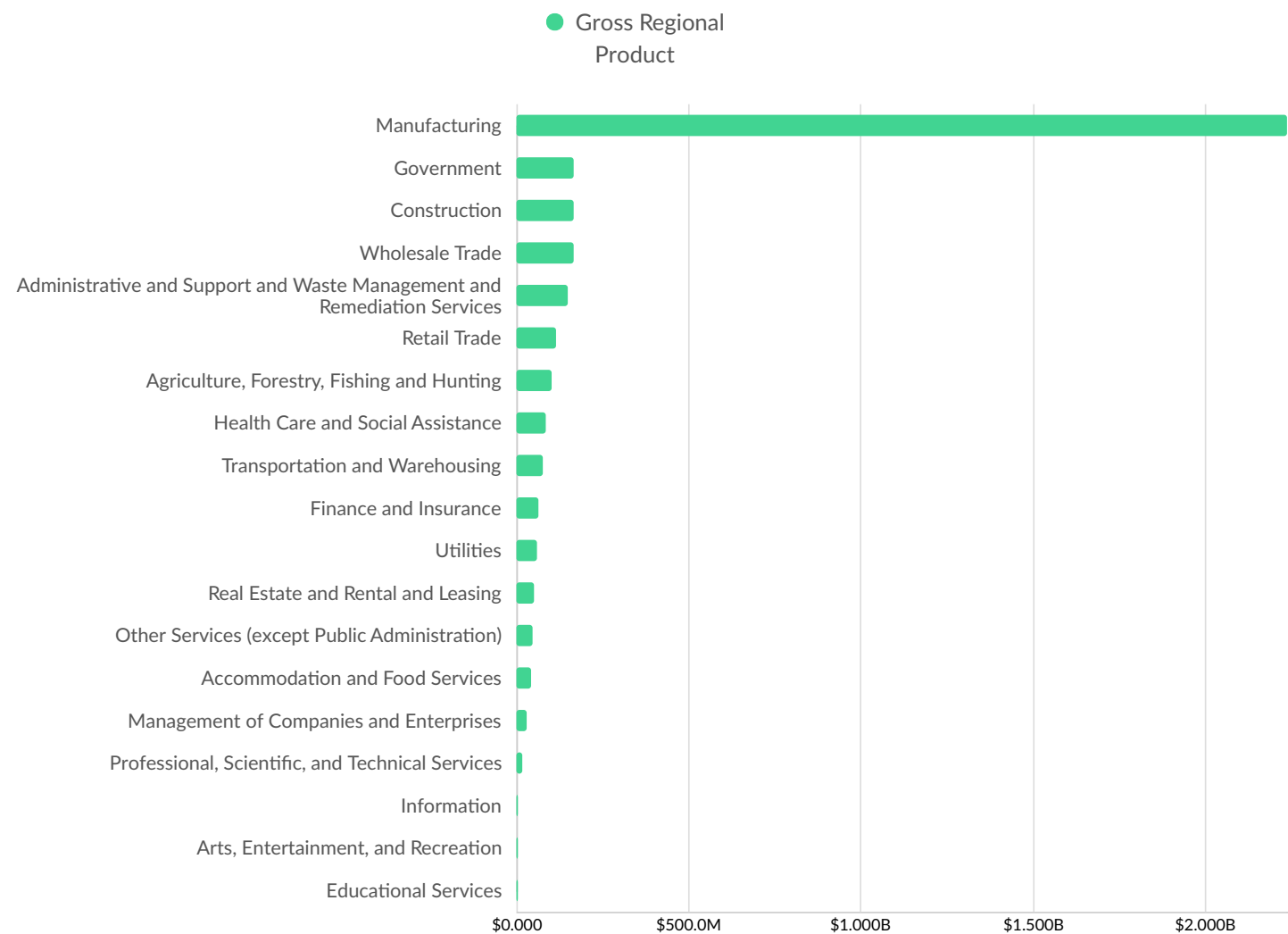
Top Growing Industries



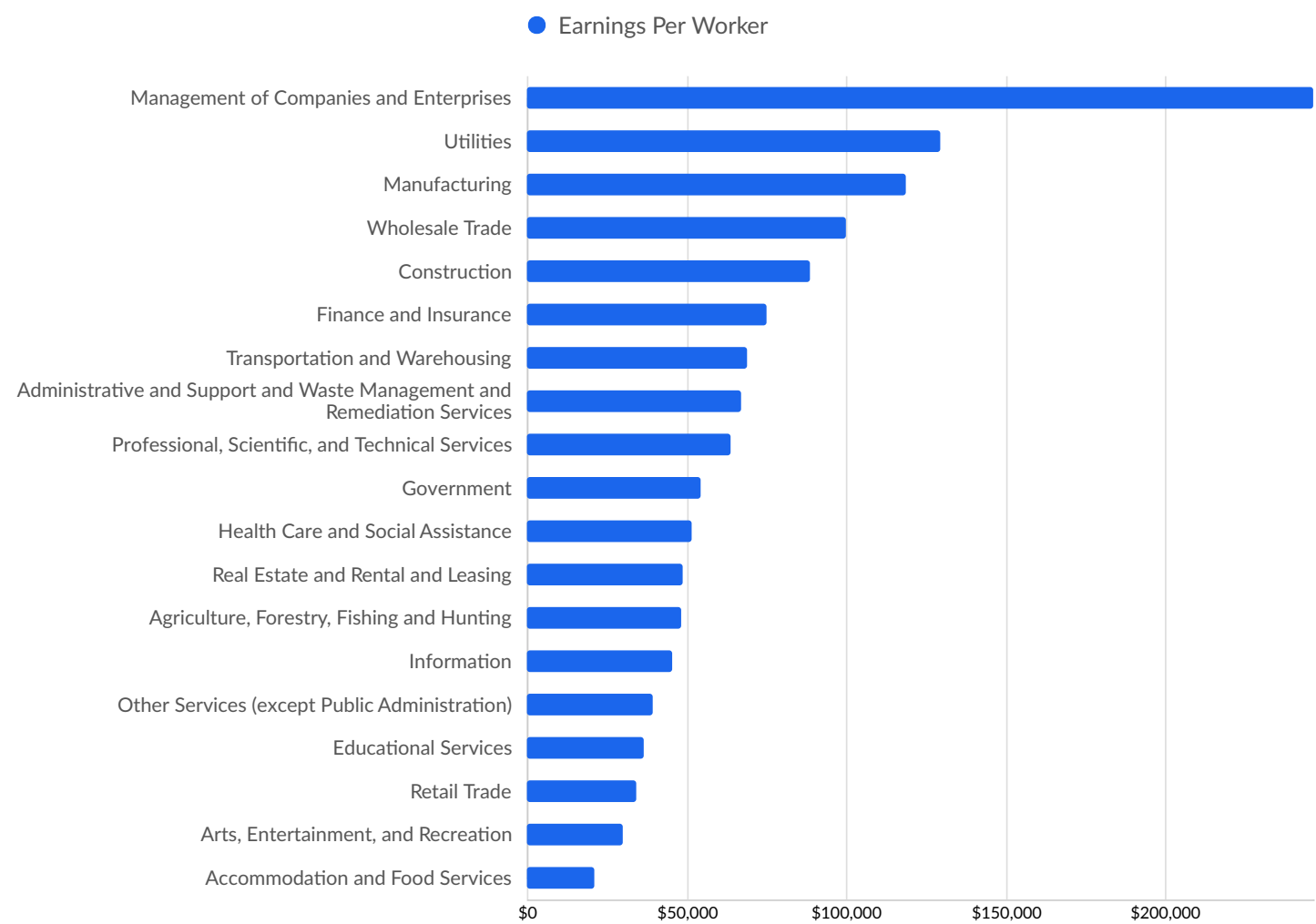
## Top Industry Employment Concentration



## Top Industry GRP



## Top Industry Earnings



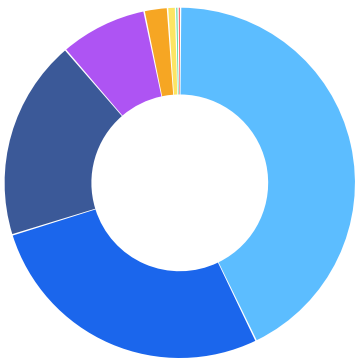
# Business Characteristics

## 2,332 Companies Employ Your Workers

Online profiles for your workers mention 2,332 companies as employers, with the top 10 appearing below. In the last 12 months, 447 companies in Mississippi County, AR posted job postings, with the top 10 appearing below.

Top Companies	Profiles	Top Companies Posting	Unique Postings
Arkansas Northeastern College	251 <div></div>	Nucor	136 <div></div>
American Greetings	181 <div></div>	Lexicon Agency	127 <div></div>
Nucor Steel Yamato	176 <div></div>	Walmart	122 <div></div>
Tenaris	118 <div></div>	U.S. Steel	102 <div></div>
Big River Steel	116 <div></div>	Big River Steel	90 <div></div>
Nucor	106 <div></div>	Nucor Steel Auburn	86 <div></div>
Denso	91 <div></div>	Nucor Steel-Arkansas	75 <div></div>
Mississippi County Hospital Syst...	75 <div></div>	State of Arkansas	72 <div></div>
Osceola School District	57 <div></div>	The Systems Group	57 <div></div>
State of Arkansas	56 <div></div>	Sonic Drive-In	54 <div></div>

## Business Size



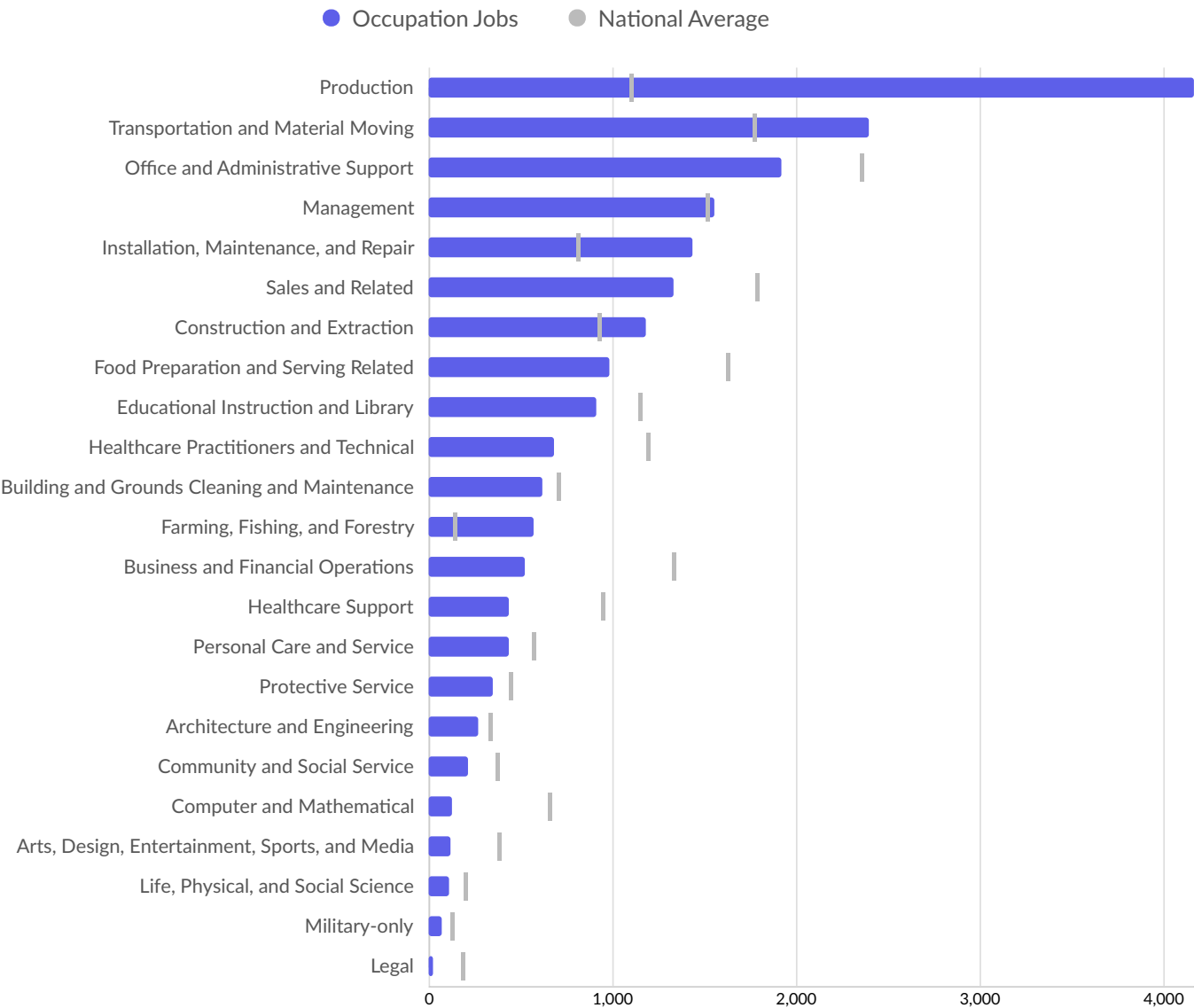
	Percentage	Business Count
1 to 4 employees	42.8%	756
5 to 9 employees	27.4%	484
10 to 19 employees	18.5%	327
20 to 49 employees	8.0%	142
50 to 99 employees	2.1%	38
100 to 249 employees	0.7%	13
250 to 499 employees	0.2%	4
500+ employees	0.2%	4

*\*Business Data by DatabaseUSA.com is third-party data provided by Lightcast to its customers as a convenience, and Lightcast does not endorse or warrant its accuracy or consistency with other published Lightcast data. In most cases, the Business Count will not match total companies with profiles on the summary tab.*

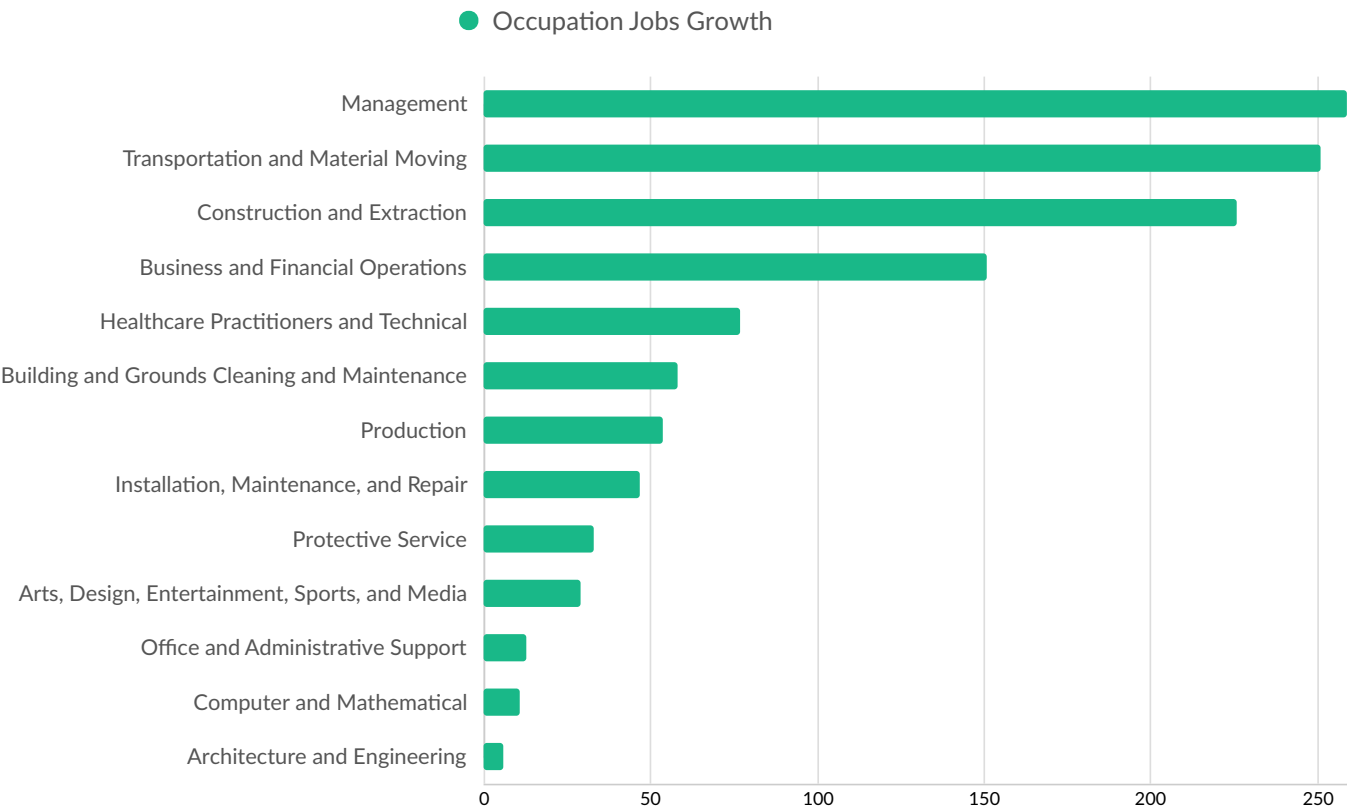


# Workforce Characteristics

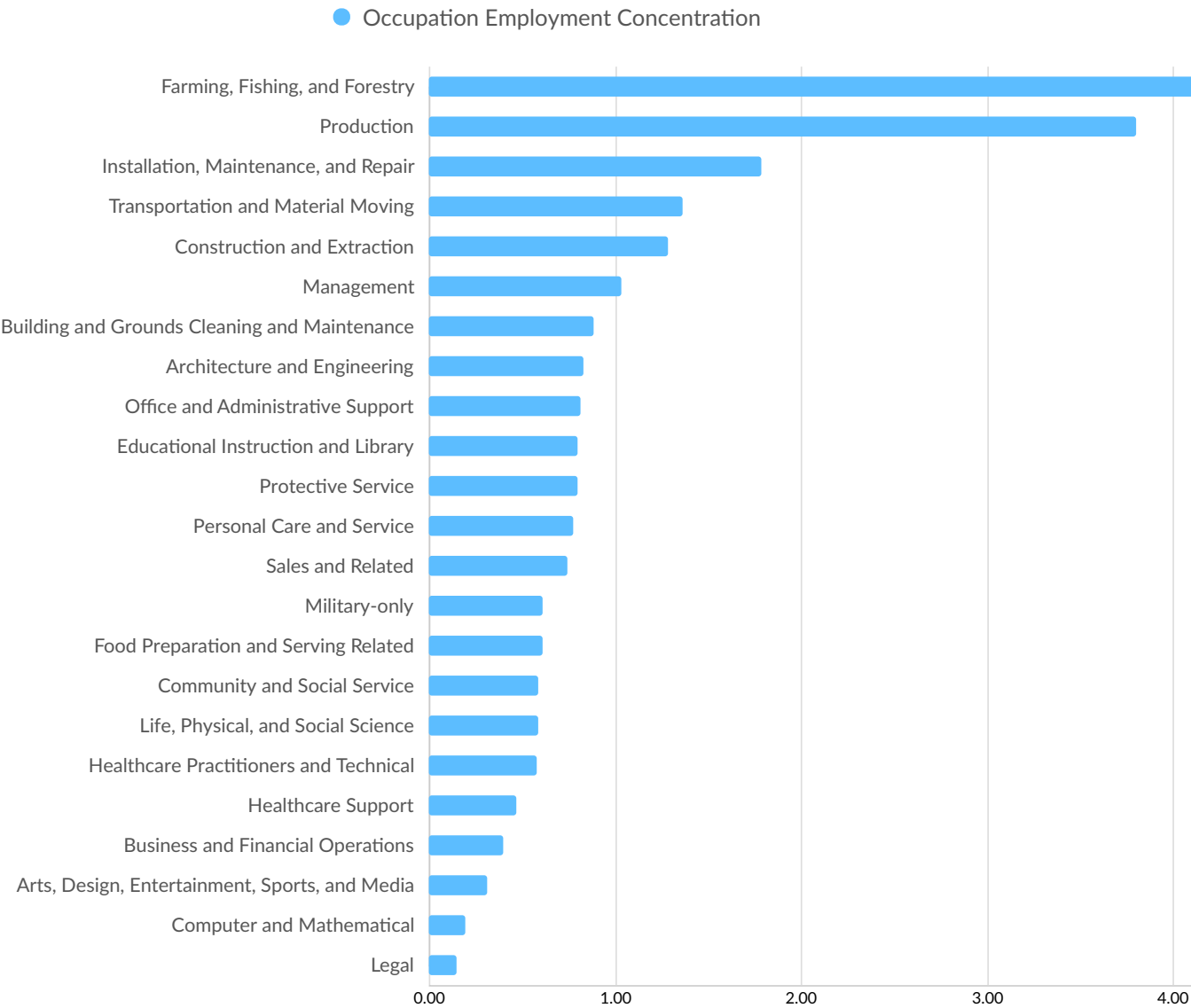
## Largest Occupations



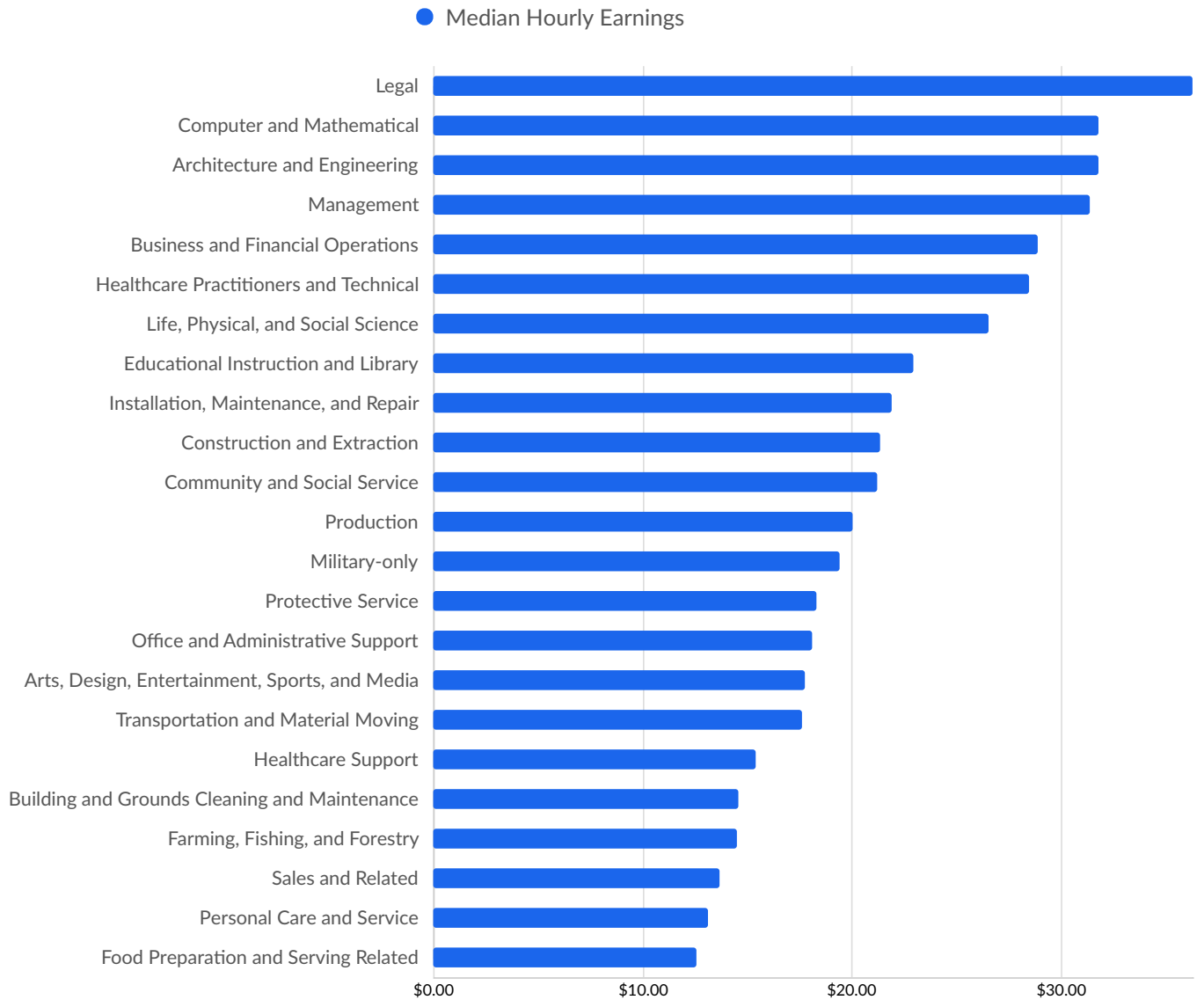
## Top Growing Occupations



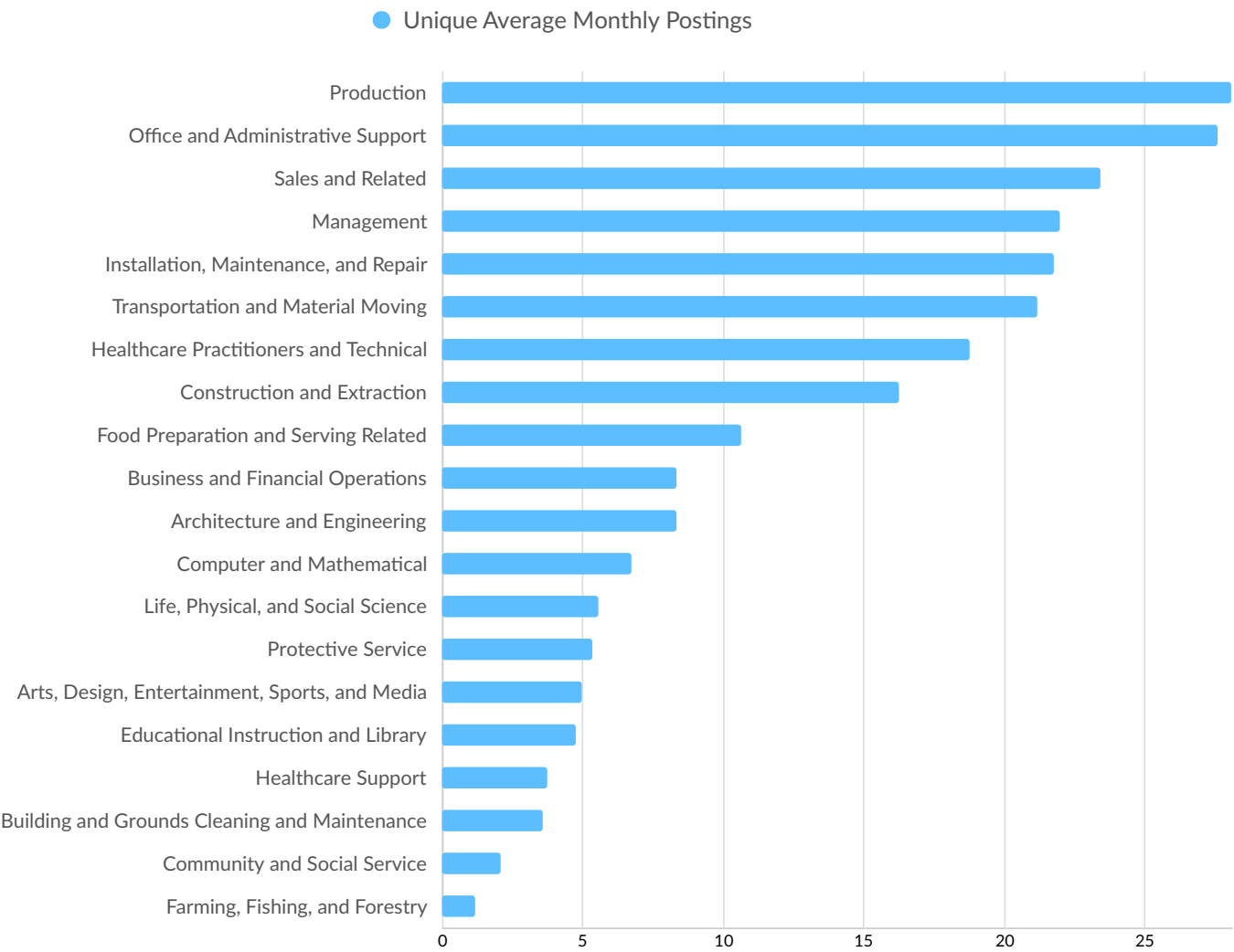
## Top Occupation Employment Concentration



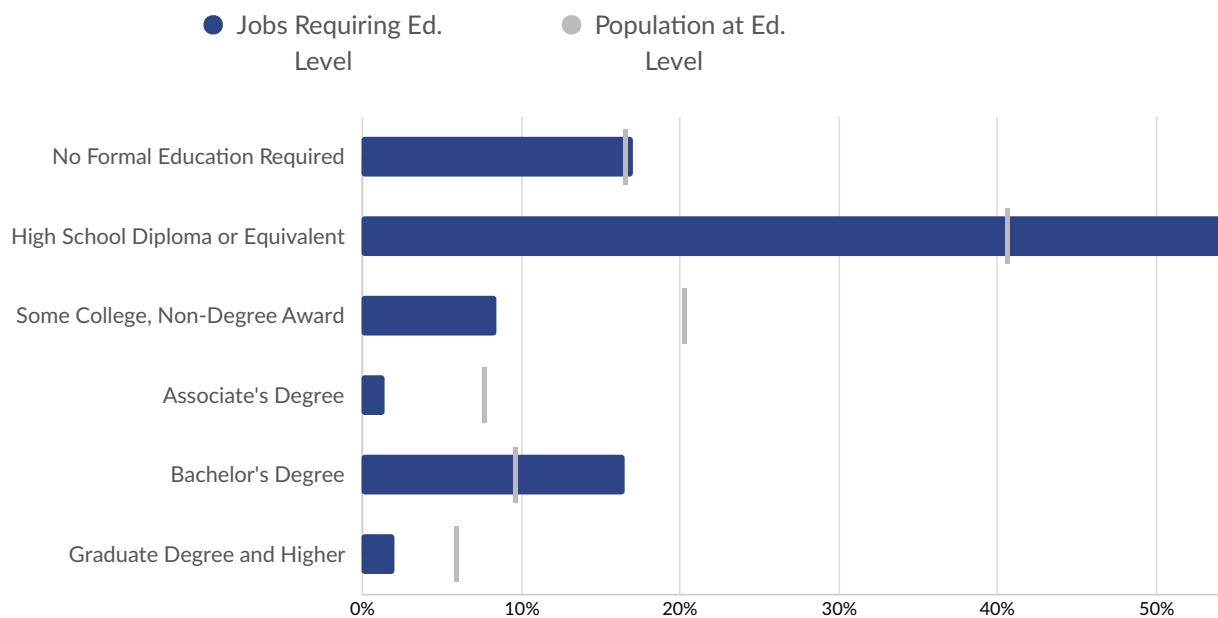
## Top Occupation Earnings



## Top Posted Occupations

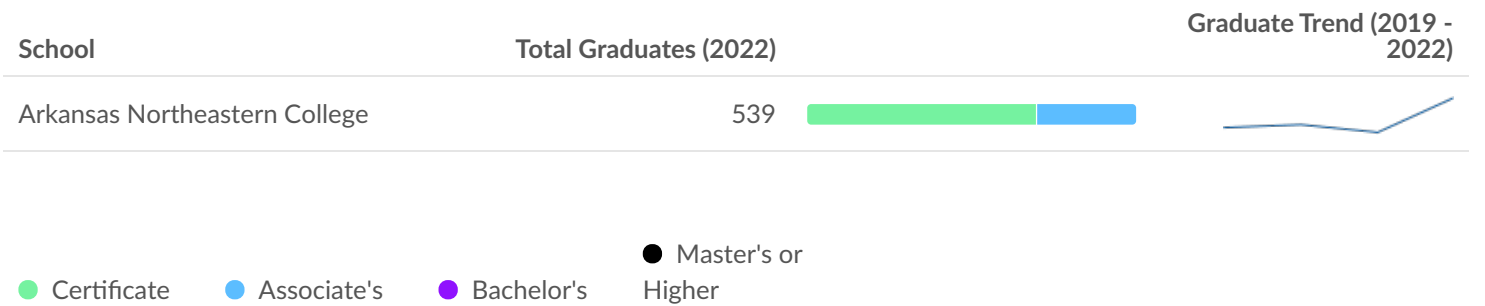


## Underemployment



## Educational Pipeline

In 2022, there were 539 graduates in Mississippi County, AR. This pipeline has grown by 18% over the last 4 years. The highest share of these graduates come from "General Studies" (Certificate), "General Studies" (Associate's), and "Welding Technology/Welder" (Certificate).



# In-Demand Skills

