

ARROWQUIP

Over 30 Years of Pushing Boundaries

Sheep & Cattle

STOCKYARD PACKAGES

EDITION 3: *EASIER LIVESTOCK HANDLING*

MASTER

PRO

ELITE



FREE CALL 1800 814 107 | ARROWQUIP.COM.AU



ARROWQUIP

PACKAGE DEALS

Your stockyard - Your budget

Arrowquip manufactures a wide range of stock handling equipment that allows you to create exactly what you need.

To help you choose the right stockyard for your needs, we have designed and developed a number of packages to suit a variety of requirements. These modular systems are designed to leverage animal science to make handling stock easier, faster and safer, and come in three different grades.

ELITE

Quality checked
Imported rail

PRO

XPE 66 x 44mm
Australian made rail



MASTER

Beef Max 115 x 42mm
Australian made rail



**WE PROVIDE A 10 YEAR MANUFACTURER'S
GUARANTEE WITH
OUR AUSTRALIAN
MADE PRODUCTS**



Find your local dealer who has display stock:
www.arrowquip.com.au/find-dealer

Contact us if you would like to speak with one of our designers for a custom stockyard design.

**ASK US ABOUT OUR
COMMERCIAL YARD SETUPS TOO!**

ARROWQUIP **TABLE OF CONTENTS**

Overview	2
Livestock handling	4
Low stress handling	6
Yard features	7
Panel specifications cattle	8
Panel specifications sheep	9
Arrowquip promise	10

Cattle

Semi Permanent Cattle Yards	11
10 Head	12
30 Head	13
55 Head	14
55 Head	15
82 Head	16
140 Head	17
140 Head	18
210 Head	19
Client Testimonial	20

Permanent Cattle Yards	21
55 Head	22
90 Head	23
140 Head	24
210 Head	25
300 Head	26
360 Head	28
550 Head	30
580 Head	32
600 Head	34
640 Head	36
900 Head	38
1400 Head	40

Q-Flow	42
Q-Flow Benefits	43
Budflow Packages	
Five Section Curved Race	44
Five Section Straight Race	45
Cattle Crushes	46
Loading Ramps	48
Portable Sheep Yard	49

Sheep

Semi Permanent Sheep Yards	50
50 Head	51
110 Head	52
250 Head	53
710 Head	54
1050 Head	55
1530 Head	56
Client Testimonials	57

Permanent Sheep Yards	58
710 Head	59
1400 Head	60
1900 Head	61
2500 Head	62
2700 Head	64
2800 Head	66
3400 Head	68

Draft Module Options	70
Sheep Loading Ramps	71
V-Express	72
Combo Yard with Cow Catcher	73
Horse Round Yard	74
Shade Options	75
Recent Projects Cattle	76
Recent Projects Sheep	77



ARROWQUIP

LIVESTOCK HANDLING

Are you doing it correctly?

Handling livestock the wrong way can cost you dearly. Not only can it cause you to lose hours of your valuable time, but it can also cost you through reduced saleability of your product. In recent studies, the stress imposed by improper handling had a greater detrimental effect on the animal's physiology than the stress of feed and water deprivation for the same length of time. Dark cutting alone costs the beef industry \$36 million a year.

Poorly designed livestock handling systems are a key driver of improper handling and the leading cause of livestock-related workplace injuries. The most critical factors in these systems are design, construction and operator safety, all of which will lead to improper handling if not given due attention.

These are the three ways poor yard systems cause problems:

First, poorly designed yard layouts prevent livestock from flowing smoothly through the system. Square yards, straight races and traditional forcing yards all contribute to the inefficiency of a yard system. While straightforward rectangular designs might look good on paper, they go against the grain of natural animal behaviour. Livestock are calmed by sweeping, curved movement that makes them feel like they are returning to where they started. Changing a yard's layout from a square to a circular design has been proven to dramatically increase efficiency to dramatically increase efficiency.



ARROWQUIP

LIVESTOCK HANDLING

Are you doing it correctly?

The second reason subpar yard systems cost you money is through poor construction. Lightly constructed yards with inferior materials can increase animal and operator stress because of poor lighting and visibility consideration, excess noise, and of course rust or related damage harming animals and operators. Stockyards are a long-term investment (50-100 years), and inferior construction will not only cost you in the day to day operation but also in the lifetime cost of maintaining and/or replacing inferior systems, which can be very expensive.

The third and most crucial way inferior yard systems will affect your operation is through a lack of safety. Low quality and poorly designed yards can become serious safety risks for both the livestock moving through and for the yard operators. Sharp features like protruding bolts or bent and broken low-quality panels can cause physical harm. Moreover, a poorly designed layout can disrupt animal's temperament, making them dangerous to manage. Additionally, a lack of safety features, like sliding draft gates, animal-free zones or ratcheting force gates, can also increase the risk posed to those trying to manage the livestock.

Thankfully, the majority of the problems are easily solved by better quality yard systems with attention to detail that optimises design.



ARROWQUIP

LOW-STRESS HANDLING

The Arrowquip Way

When it comes to creating top-quality, well-designed yard systems, the Arrowquip team continually find themselves coming back to the same single point. This point, if taken care of during the design and manufacture of yard systems, will lead to better yards that make livestock handling easier, quicker, smoother, and safer. This point is at the core of every product and system we design and build, and is simple to understand:

The more the product decreases the stress placed on livestock, the better that system or product will be.

This philosophy of creating products that facilitate low-stress livestock handling is the underlying core ideal beneath everything we do at Arrowquip.

By learning, researching and building upon existing knowledge about natural animal behaviour, it is possible to create systems that dramatically reduce operator workload, while increasing overall efficiency. This includes things like our patented Bud Flow forcing yard, simple additions like a sliding gate behind the crush, and an excellent overall layout that takes animal instinct into account.





ARROWQUIP

YARD FEATURES



Bugle Yard Design

Increases Efficiency and Ease-of-Use

A bugle yard layout increases efficiency and ease-of-use by funnelling animals towards their destination smoothly and quickly.



Curved Race

Increases Efficiency

A curved race is a simple yet effective way of ensuring the livestock move smoothly and efficiently through the race.



Drafting Pound

Increases Ease-of-Use

A central drafting pound increases the functionality of a yard by providing a variety of options for movement to and from pens.



Cattle-Free Zone

Increases Safety

A cattle-free zone beside the crush ensures that the yard equipment can be operated safely and without worry.



Sliding Gate Before Crush

Increases Efficiency and Ease-of-Use

The addition of a sliding gate directly before a crush prevents cattle from backing up the race and 'concertinaing'.



Diamond Yards/Pens

Increases Efficiency and Ease-of-Use

Diamond yards increase the overall yard efficiency by offering an accessible route for movement between adjacent and diagonal yards.



Bud Flow Forcing Yard

Increases Efficiency, Ease-of-Use and Safety

The Bud Flow forcing yard uses cattle's natural behaviour to make what could be a stressful situation into a smooth and efficient 1-person task. The ratcheting crowd gate also increases operator safety.



S-Flow Forcing Yard

Increases Efficiency, Ease-of-Use, and Safety

The S-Flow forcing yard is based on a Temple Grandin design. Cattle flow through the system naturally as there are no visual barriers ahead.



Multi-Way Drafts

Increase Efficiency

Multi-way drafting modules after the crush, up to 5 ways, increase efficiency and allow for easy sorting and management of cattle.

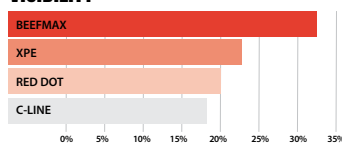
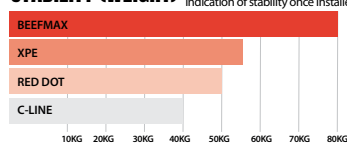
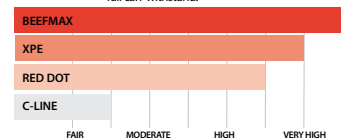
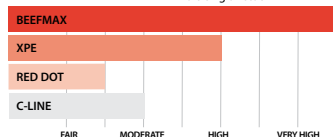
**ARROWQUIP**

PANEL SPECIFICATIONS

Cattle

**DuraGal**
THE DIFFERENCE IS DURAGAL

	C-LINE	RED DOT	XPE	BEEFMAX
RAIL SIZE	60x30 1.6mm oval	53x35 1.6mm oval	66x44 1.6mm oval	115x42 1.6mm oval
RAIL QTY	6	6	6	5
UPRIGHT	40x40 1.6mm square	40x40 1.6mm square	50x50 1.6mm square	50x50 1.6mm square
GALVANISATION	Pre-Gal 50g/m2	Duragal® 200g/m2	Duragal® 200g/m2	Duragal® 200g/m2
STEEL STRENGTH	Low/med 100 grade tensile strength	Med/high 350-450 grade tensile strength	Med/high 350-450 grade tensile strength	Med/high 350-450 grade tensile strength
GATE FRAMING	40 x40 x 1.6mm square	40 x40 x 2mm square	50 x 50 x 2.5mm square	50x50 x 2.5mm square
GATE BOWS	Joined	Rolled	Rolled	Rolled
GATE HINGES	Metal	Nylon bushed	Nylon bushed	Nylon bushed
GATE LATCH	Chain	Chain / slam	Chain / slam	Chain / slam
LUG SIZE	5mm	5mm	5mm	5mm
LUG ATTACHMENT	Standard weld	Double pressure weld	Double pressure weld	Double pressure weld

ELITE**PRO****MASTER****VISIBILITY** The higher the visibility, the better the stock flow.**STABILITY (WEIGHT)** Total weight of each panel, and indication of stability once installed.**STRENGTH** The higher the tensile strength, the more force a rail can withstand.**NON-BRUISE RATING** The ability for each rail type to minimise bruising on stock**DID YOU KNOW?**

Arrowquip partners with Austube Mills for the supply of DuraGal steel for all livestock handling equipment that is manufactured at the factory plant in Tamworth NSW. We choose only first grade high tensile, Australian galvanised steel, that not only meets strict Australian standards, but is also traceable and environmentally sustainable. Backed by our 10 year workmanship guarantee, your Arrowquip purchase will continue to deliver you peace of mind for decades to come.

Quality / Compliance / Traceability

- ✓ ACRS 3rd Party accreditation
- ✓ ISO 9001:2008, NATA lab testing, NASH standards
- ✓ Online Test Certificates
- ✓ Safety alignment for transport and logistics

Environment / Sustainability

- ✓ World Steel Assoc. Climate Action Program
- ✓ ISO 14001:2004, Green Star® Rating System



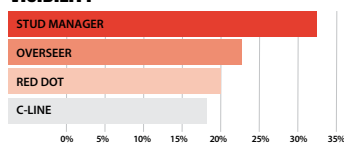
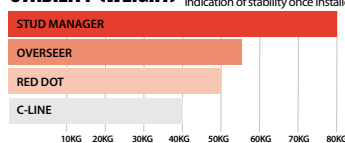
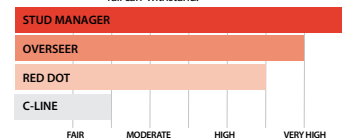
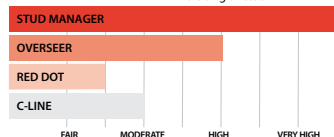
**ARROWQUIP**

PANEL SPECIFICATIONS

Sheep

**DuraGal**
THE DIFFERENCE IS DURABLE

	C-LINE	OVERSEER	STUD MANAGER
RAIL SIZE	60x30 1.6mm oval rail	50x50 1.6mm square – top rail 25x25 1.6mm square – 5 lower rails	66x44 1.6mm oval – top rail 53x35 1.6mm oval – lower rails
RAIL QTY	6	6	6
UPRIGHT	40x40 1.6mm square	50x50 1.6mm square	50x50 1.6mm square
GALVANISATION	Pre-Gal 50g/m2	DuraGal ® 200g/m2	DuraGal ® 200g/m2
STEEL STRENGTH	Low/med 100 grade tensile strength	Med/ high 350-450 grade tensile strength	Med/ high 350-450 grade tensile strength
GATE FRAMING	65 x 65 1.6mm square	50 x 50 x 2.5mm square	65 x 65 x 2.5mm square
GATE HINGES	Metal	Nylon bushed	Nylon bushed
GATE LATCH	Chain	Chain / slam	Chain / slam
LUG SIZE	5mm	5mm	5mm
LUG ATTACHMENT	Standard weld	Double pressure weld	Double pressure weld

ELITE**PRO****MASTER****VISIBILITY** The higher the visibility, the better the stock flow.**STABILITY (WEIGHT)** Total weight of each panel, and indication of stability once installed.**STRENGTH** The higher the tensile strength, the more force a rail can withstand.**NON-BRUISE RATING** The ability for each rail type to minimise bruising on stock**DID YOU KNOW?**

Arrowquip partners with Austube Mills for the supply of DuraGal steel for all livestock handling equipment that is manufactured at the factory plant in Tamworth NSW. We choose only first grade high tensile, Australian galvanised steel, that not only meets strict Australian standards, but is also traceable and environmentally sustainable. Backed by our 10 year workmanship guarantee, your Arrowquip purchase will continue to deliver you peace of mind for decades to come.

Quality / Compliance / Traceability

- ACRS 3rd Party accreditation
- ISO 9001:2008, NATA lab testing, NASH standards
- Online Test Certificates
- Safety alignment for transport and logistics

Environment / Sustainability

- World Steel Assoc. Climate Action Program
- ISO 14001:2004, Green Star[®] Rating System



Contact us today : 1800 814 107

ARROWQUIP.COM.AU



ARROWQUIP

ARROWQUIP PROMISE



Arrowquip uses first grade Australian TubeMills steel which is fully galvanised to comply with the exacting Australian standards, and the high amount of zinc using in the galvanization process creates a corrosion resistant barrier. This process is critical to the longevity of all Arrowquip livestock handling equipment and ensures the durability of our products, so look for the mark of quality on your Arrowquip systems. The 10 year guarantee ensures peace of mind and is a brand you can trust.



The Australian Made, Australian Grown (AMAG) logo supports growers, processors and manufacturers in Australia by helping them to clearly identify their products as genuinely Australian. At the same time, it provides consumers and businesses with a highly recognised and trusted symbol for genuine Aussie products and produce. This is why Arrowquip have partnered with the Australian Made campaign to ensure consumers that your Arrowquip product is certified and trusted by Australian businesses and consumers.

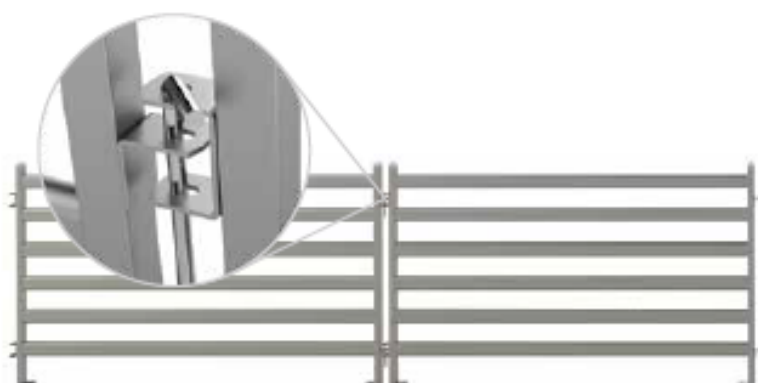

Buy local, buy Australian
Certified and trusted

We can help you with your new or existing yards

SEMI - PERMANENT CATTLE YARDS



- Freedom to add to your stockyard system at any time, or move the yard to a new property
- Modular system allows you to make changes and additions to your yard as necessary
- Oval rails prevent cattle bruising
- Feet are secured to the ground with pins (optional)
- Lug & pin system ensures quick installation



Install with permanent posts to add strength to your semi-permanent yard system.

Post code: 65PP

\$139 incl. GST


Contact us today : 1800 814 107 ARROWQUIP.COM.AU



ARROWQUIP

The Rural Starter

10 HEAD



Yard Features :

- 24 m² footprint
- 8 head working capacity (holds 12)
- 2 pens
- 1 person operation
- 3.5m fixed loading ramp
- Cow-Catcher 47 Series Vet Crush
- Three way draft

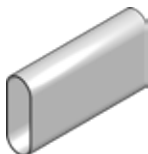
Upgrade to adjustable loading ramp as shown for \$399

The ideal starting point for any rural farmer with a small herd, this yard is a versatile and functional design, requiring only one operator and including all the essentials for easy stock management.

MASTER

Product Code
AFQ20Master

- ✓ 61 kg
- ✓ Medium to high tensile strength steel. 350-450 MPa
- ✓ 115x42 oval rail
- ✓ Visual block of 39%
- ✓ DuraGal pre-galvanising of 200 grams per sqm
- ✓ Package includes spring-loaded gate latches on all internal gates



\$14,400
PACKAGE DEAL!



PRO

Product Code
AFQ20Pro

- ✓ 39 kg
- ✓ Medium to high tensile strength steel. 350-450 MPa
- ✓ 66x44 oval rail
- ✓ Visual block of 22%
- ✓ DuraGal pre-galvanising of 200 grams per sqm
- ✓ Package includes spring-loaded gate latches on all internal gates




\$12,800
PACKAGE DEAL!



ELITE

Product Code
AFQ20Elite

- ✓ 25 kg
- ✓ 60x30 oval rail
- ✓ Low/medium tensile strength steel. 100 MPa
- ✓ Visual block of 20%
- ✓ Pre-galvanising of 50 grams per sqm




\$10,150
PACKAGE DEAL!









PRICES ARE RRP INC GST. *FREIGHT CHARGES APPLY.

**ARROWQUIP***The Rural Classic*

30 HEAD

SEMI-PERMANENT

Yard Features :


-  69 m² footprint
-  20 head working capacity (holds 35)
-  2 pens
-  1 person operation
-  3.5m fixed loading ramp
-  Cow-Catcher 47 Series Vet Crush
-  Sliding gate before crush
-  Three way draft


Upgrade to adjustable loading ramp as shown for \$399

This Rural Classic yard is a great entry-level design that includes all the functionality you would look for in a cattle yard. With a circular design to improve cattle flow, this yard can easily cater for up to 20 head of cattle.

MASTER

Product Code
AFQ30Master

- ✓ 61  kg
- ✓ Medium to high tensile strength steel. 350-450 MPa
- ✓ 115x42 oval rail
- ✓ Visual block of 39%
- ✓ DuraGal pre-galvanising of 200 grams per sqm
- ✓ Package includes spring-loaded gate latches on all internal gates





\$17,350
PACKAGE DEAL!



PRO

Product Code
AFQ30Pro

- ✓ 39  kg
- ✓ Medium to high tensile strength steel. 350-450 MPa
- ✓ 66x44 oval rail
- ✓ Visual block of 22%
- ✓ DuraGal pre-galvanising of 200 grams per sqm
- ✓ Package includes spring-loaded gate latches on all internal gates





\$15,100
PACKAGE DEAL!



ELITE

Product Code
AFQ30Elite

- ✓ 25  kg
- ✓ 60x30 oval rail
- ✓ Low/medium tensile strength steel. 100 MPa
- ✓ Visual block of 20%
- ✓ Pre-galvanising of 50 grams per sqm



\$11,300
PACKAGE DEAL!

PRICES ARE RRP INC GST. *FREIGHT CHARGES APPLY.


Contact us today : 1800 814 107

ARROWQUIP.COM.AU











ARROWQUIP

Safety First 55 HEAD



Yard Features :


-  136 m² footprint
-  45 head working capacity (holds 65)
-  3 pens
-  1 person operation
-  3.5m fixed loading ramp
-  Cow-Catcher 47 Series Vet Crush
-  Bud Flow forcing yard
-  Three way draft


Upgrade to adjustable loading ramp as shown for \$399

This yard design prioritises the safety of both the operator and the animal. Its central feature is the tried and tested Bud Flow system that ensures users and animals are protected and improves efficiency and flow of cattle by leveraging their natural behaviour.

MASTER

Product Code
AFQ55BFMaster

- ✓ 61 
- ✓ Medium to high tensile strength steel. 350-450 MPa
- ✓ 115x42 oval rail
- ✓ Visual block of 39%
- ✓ DuraGal pre-galvanising of 200 grams per sqm
- ✓ Package includes spring-loaded gate latches on all internal gates




\$26,850
PACKAGE DEAL!



PRO

Product Code
AFQ55BFPro

- ✓ 39 
- ✓ Medium to high tensile strength steel. 350-450 MPa
- ✓ 66x44 oval rail
- ✓ Visual block of 22%
- ✓ DuraGal pre-galvanising of 200 grams per sqm
- ✓ Package includes spring-loaded gate latches on all internal gates





\$24,750
PACKAGE DEAL!



ELITE


Product Code
AFQ55BFElite








- ✓ 25 
- ✓ 60x30 oval rail
- ✓ Low/medium tensile strength steel. 100 MPa
- ✓ Visual block of 20%
- ✓ Pre-galvanising of 50 grams per sqm



\$18,700
PACKAGE DEAL!

PRICES ARE RRP INC GST. *FREIGHT CHARGES APPLY.

**ARROWQUIP***The Popular Choice***55 HEAD****SEMI-PERMANENT****Yard Features :**


-  121 m² footprint
-  40 head working capacity (holds 60)
-  4 pens
-  1 person operation
-  3.5m fixed loading ramp
-  Cow-Catcher 47 Series Vet Crush
-  Three way draft

Upgrade to adjustable loading ramp as shown for \$399

A simple yet ever-popular design, this cattle yard is designed for smooth one-person operation and management of up to 40 head. It has all the features of a functional cattle yard, including loading and unloading facilities, a versatile Arrowquip crush and a two way draft.

MASTERProduct Code
AFQ55Master


- ✓ **61 kg**
- ✓ Medium to high tensile strength steel. 350-450 MPa
- ✓ 115x42 oval rail
- ✓ Visual block of 39%
- ✓ DuraGal pre-galvanising of 200 grams per sqm
- ✓ Package includes spring-loaded gate latches on all internal gates

**\$22,350**
PACKAGE DEAL!**PRO**Product Code
AFQ55Pro

- ✓ **39 kg**
- ✓ Medium to high tensile strength steel. 350-450 MPa
- ✓ 66x44 oval rail
- ✓ Visual block of 22%
- ✓ DuraGal pre-galvanising of 200 grams per sqm
- ✓ Package includes spring-loaded gate latches on all internal gates

**\$19,250**
PACKAGE DEAL!**ELITE**Product Code
AFQ55Elite

- ✓ **25 kg**
- ✓ 60x30 oval rail
- ✓ Low/medium tensile strength steel. 100 MPa
- ✓ Visual block of 20%
- ✓ Pre-galvanising of 50 grams per sqm


**\$13,500**
PACKAGE DEAL!









PRICES ARE RRP INC GST. *FREIGHT CHARGES APPLY.

Contact us today : 1800 814 107**ARROWQUIP.COM.AU**

**ARROWQUIP**

The Rural Classic

82 HEAD**Yard Features :**


-  170 m² footprint
-  55 head working capacity (holds 85)
-  3 pens
-  1 person operation
-  3.5m fixed loading ramp
-  Cow-Catcher 47 Series Vet Crush
-  Curved race
-  Two way draft

Upgrade to adjustable loading ramp as shown for \$399

This 82 Head Rural Classic yard is popular for a reason. With a curved race and a bugle yard layout, this design is made for easy flow, low stress cattle handling.

MASTERProduct Code
AFQ82Master


- ✓ **61 kg**
- ✓ Medium to high tensile strength steel. 350-450 MPa
- ✓ 115x42 oval rail
- ✓ Visual block of 39%
- ✓ DuraGal pre-galvanising of 200 grams per sqm
- ✓ Package includes spring-loaded gate latches on all internal gates


\$20,450
PACKAGE DEAL!
**PRO**Product Code
AFQ82Pro

- ✓ **39 kg**
- ✓ Medium to high tensile strength steel. 350-450 MPa
- ✓ 66x44 oval rail
- ✓ Visual block of 22%
- ✓ DuraGal pre-galvanising of 200 grams per sqm
- ✓ Package includes spring-loaded gate latches on all internal gates


\$18,000
PACKAGE DEAL!
**ELITE**Product Code
AFQ82Elite


- ✓ **25 kg**
- ✓ 60x30 oval rail
- ✓ Low/medium tensile strength steel. 100 MPa
- ✓ Visual block of 20%
- ✓ Pre-galvanising of 50 grams per sqm


\$13,950
PACKAGE DEAL!











PRICES ARE RRP INC GST. *FREIGHT CHARGES APPLY.

**ARROWQUIP***The Breeder's Choice*

140 HEAD

SEMI-PERMANENT

Yard Features :


-  282 m² footprint
-  95 head working capacity (holds 140)
-  4 pens
-  1 person operation
-  3.5m fixed loading ramp
-  Cow-Catcher 47 Series Vet Crush
-  Curved race
-  Drafting pound
-  Cattle-free zone
-  Three way draft

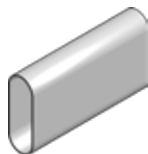
Upgrade to adjustable loading ramp as shown for \$399

This entry-level yard that is the breeder's choice offers a range of functionality with an efficient design capable of managing 90-100 head of cattle. With four pens, a drafting pound and a curved race, this yard is designed to be an efficient solution that makes for easier cattle handling.

MASTER

Product Code
AFQ140Master

- ✓ 61  kg
- ✓ Medium to high tensile strength steel. 350-450 MPa
- ✓ 115x42 oval rail
- ✓ Visual block of 39%
- ✓ DuraGal pre-galvanising of 200 grams per sqm
- ✓ Package includes spring-loaded gate latches on all internal gates




\$31,250
PACKAGE DEAL!



PRO

Product Code
AFQ140Pro

- ✓ 39  kg
- ✓ Medium to high tensile strength steel. 350-450 MPa
- ✓ 66x44 oval rail
- ✓ Visual block of 22%
- ✓ DuraGal pre-galvanising of 200 grams per sqm
- ✓ Package includes spring-loaded gate latches on all internal gates





\$27,250
PACKAGE DEAL!



ELITE

Product Code
AFQ140Elite

- ✓ 25  kg
- ✓ 60x30 oval rail
- ✓ Low/medium tensile strength steel. 100 MPa
- ✓ Visual block of 20%
- ✓ Pre-galvanising of 50 grams per sqm



\$18,400
PACKAGE DEAL!

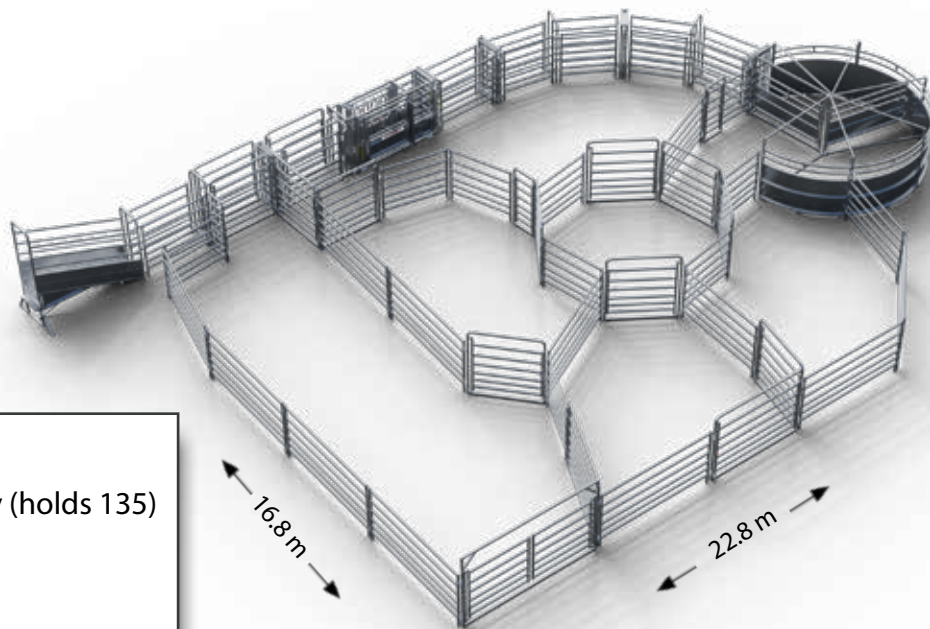
PRICES ARE RRP INC GST. *FREIGHT CHARGES APPLY.













Contact us today : 1800 814 107

ARROWQUIP.COM.AU

**ARROWQUIP**

The Breeder's Choice Safety Yard


140 HEAD**Yard Features :**


-  270 m² footprint
-  90 head working capacity (holds 135)
-  4 pens
-  1 person operation
-  3.5m fixed loading ramp
-  Cow-Catcher 47 Series Vet Crush
-  Curved race
-  Drafting pound
-  Cattle-free zone
-  Sliding gate before crush
-  Bud Flow forcing yard
-  Five way draft


Upgrade to adjustable loading ramp as shown for \$399

The Breeder's choice when it comes to safety, this yard is functional, effective, and above all, safe. The main feature that improves worker and beast safety is Arrowquip's tried and tested Bud Flow system that allows for easy, effective and efficient stock management. Along with the four pens, draft pound, curved race and more, this yard easily manages up to 90 head of cattle.


MASTERProduct Code
AFQ140BFMaster


- ✓ 61 
- ✓ Medium to high tensile strength steel. 350-450 MPa
- ✓ 115x42 oval rail
- ✓ Visual block of 39%
- ✓ DuraGal pre-galvanising of 200 grams per sqm
- ✓ Package includes spring-loaded gate latches on all internal gates


\$45,800
PACKAGE DEAL!
**PRO**Product Code
AFQ140BFPro

- ✓ 39 
- ✓ Medium to high tensile strength steel. 350-450 MPa
- ✓ 66x44 oval rail
- ✓ Visual block of 22%
- ✓ DuraGal pre-galvanising of 200 grams per sqm
- ✓ Package includes spring-loaded gate latches on all internal gates


\$41,100
PACKAGE DEAL!
**ELITE**Product Code
AFQ140BFElite

- ✓ 25 
- ✓ 60x30 oval rail
- ✓ Low/medium tensile strength steel. 100 MPa
- ✓ Visual block of 20%
- ✓ Pre-galvanising of 50 grams per sqm


\$29,950
PACKAGE DEAL!

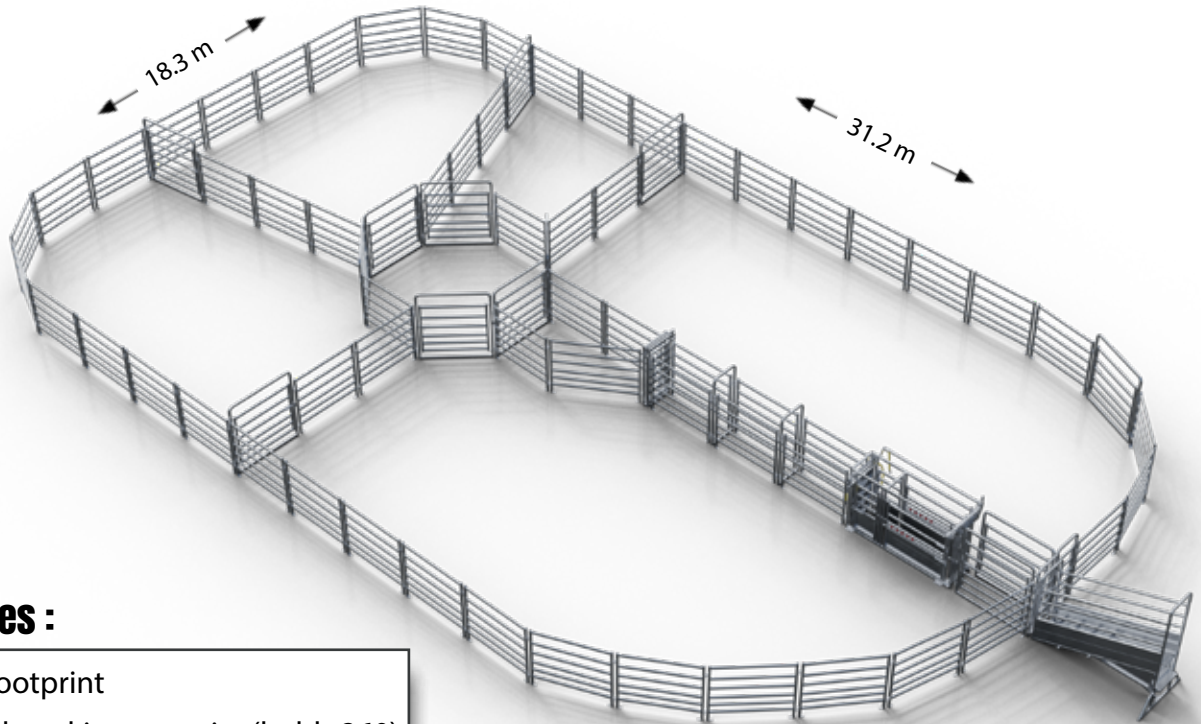
PRICES ARE RRP INC GST. *FREIGHT CHARGES APPLY.








We can help you with your new or existing yards

**ARROWQUIP**

Value For Size

210 HEAD

SEMI-PERMANENT**Yard Features :**

-  520 m² footprint
-  170 head working capacity (holds 260)
-  5 pens
-  3.5m fixed loading ramp
-  Cow-Catcher 47 Series Vet Crush
-  Drafting pound
-  Three way draft

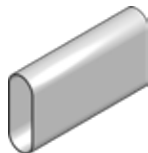
Upgrade to adjustable loading ramp as shown for \$399

This yard solution provides excellent value for its footprint, with a tried and tested design, five pens, a traditional forcing yard and a central drafting pound.

MASTER

Product Code
AFQ210Master

- ✓ **61 kg**
- ✓ Medium to high tensile strength steel. 350-450 MPa
- ✓ 115x42 oval rail
- ✓ Visual block of 39%
- ✓ DuraGal pre-galvanising of 200 grams per sqm
- ✓ Package includes spring-loaded gate latches on all internal gates



\$38,600
PACKAGE DEAL!

**PRO**

Product Code
AFQ210Pro

- ✓ **39 kg**
- ✓ Medium to high tensile strength steel. 350-450 MPa
- ✓ 66x44 oval rail
- ✓ Visual block of 22%
- ✓ DuraGal pre-galvanising of 200 grams per sqm
- ✓ Package includes spring-loaded gate latches on all internal gates



\$32,000
PACKAGE DEAL!

**ELITE**

Product Code
AFQ210Elite

- ✓ **25 kg**
- ✓ 60x30 oval rail
- ✓ Low/medium tensile strength steel. 100 MPa
- ✓ Visual block of 20%
- ✓ Pre-galvanising of 50 grams per sqm



\$20,550
PACKAGE DEAL!

PRICES ARE RRP INC GST. *FREIGHT CHARGES APPLY.

Contact us today : 1800 814 107

ARROWQUIP.COM.AU



ARROWQUIP

CLIENT TESTIMONIAL

► Our customers agree we make a difference

► Cattle Yard - Kalapa, QLD

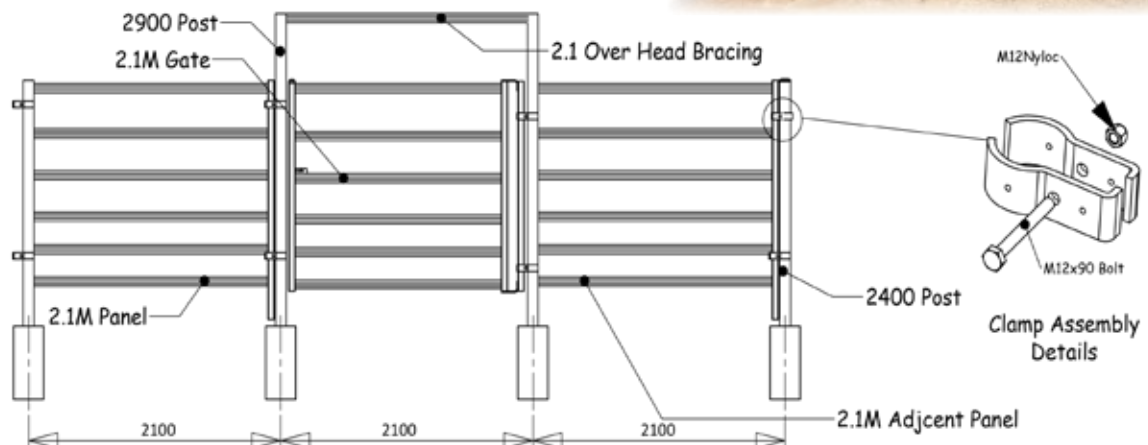
"I was really impressed on how well the cattle moved through the yards. I wanted to keep the stress down in my animals, and a good set of yards is integral to achieving this."



PERMANENT CATTLE YARDS



- Clamping system ensures quiet yards
- Permanent construction for stability and durability
- Round posts for anti-bruise
- Concreted into the ground
- Modular system




Contact us today : 1800 814 107 ARROWQUIP.COM.AU











ARROWQUIP

Safety First

55 HEAD

**Yard Features :**

-  136 m² footprint
-  45 head working capacity (holds 65)
-  3 pens
-  1 person operation
-  3.5m fixed loading ramp
-  Cow-Catcher 47 Series Vet Crush
-  Bud Flow forcing yard
-  Three way draft


Upgrade to adjustable loading ramp as shown for \$399

Arrowquip's permanent yard designs are inherently safer than other systems. What makes this yard 'Safety First' is the addition of our Bud Flow forcing system that significantly increases safety for both the operator and the animal. The Bud Flow also caters to the natural flow of cattle, making this system much more efficient and easy to use.

MASTER

Product Code
AFQ155PMaster

- ✓ 61 kg
- ✓ Medium to high tensile strength steel. 350-450 MPa
- ✓ 115x42 oval rail
- ✓ Visual block of 39%
- ✓ DuraGal pre-galvanising of 200 grams per sqm
- ✓ Package includes spring-loaded gate latches on all internal gates



\$30,300
PACKAGE DEAL!

**PRO**

Product Code
AFQ55PPro

- ✓ 39 kg
- ✓ Medium to high tensile strength steel. 350-450 MPa
- ✓ 66x44 oval rail
- ✓ Visual block of 22%
- ✓ DuraGal pre-galvanising of 200 grams per sqm
- ✓ Package includes spring-loaded gate latches on all internal gates



\$27,300
PACKAGE DEAL!

**INSTALLATION**

- Comprehensive site survey
- Installation of stockyards
- Concrete supplied for post holes
- Concrete pad area included for working area (6x3m)
- Conditions apply. Please contact Arrowquip for more information


STARTING FROM:
\$14,100

PRICES ARE RRP INC GST. *FREIGHT CHARGES APPLY.










**ARROWQUIP**

The Low Stress Processing Yard

90 HEAD

PERMANENT

Yard Features :


-  172 m² footprint
-  55 head working capacity (holds 85)
-  3 pens
-  1 person operation
-  3.5m fixed loading ramp
-  Cow-Catcher 47 Series Vet Crush
-  Curved race
-  Beef Buddy forcing yard
-  Three way draft


Upgrade to adjustable loading ramp as shown for \$399

This Beef Buddy yard ensures low stress handling for all users, making the process faster, easier and safer. With a curved race and the low stress Beef Buddy forcing yard, this yard can easily manage up to 60 head quietly and effectively.

MASTER

Product Code
AFQ90PMaster

- ✓ 61 
- ✓ Medium to high tensile strength steel. 350-450 MPa
- ✓ 115x42 oval rail
- ✓ Visual block of 39%
- ✓ DuraGal pre-galvanising of 200 grams per sqm
- ✓ Package includes spring-loaded gate latches on all internal gates




\$31,300
PACKAGE DEAL!



PRO

Product Code
AFQ90PPro

- ✓ 39 
- ✓ Medium to high tensile strength steel. 350-450 MPa
- ✓ 66x44 oval rail
- ✓ Visual block of 22%
- ✓ DuraGal pre-galvanising of 200 grams per sqm
- ✓ Package includes spring-loaded gate latches on all internal gates



\$28,550
PACKAGE DEAL!



INSTALLATION

- Comprehensive site survey
- Installation of stockyards
- Concrete supplied for post holes
- Concrete pad area included for working area (6x3m)
- Conditions apply. Please contact Arrowquip for more information

STARTING FROM:
\$16,200

PRICES ARE RRP INC GST. *FREIGHT CHARGES APPLY.

Contact us today : 1800 814 107

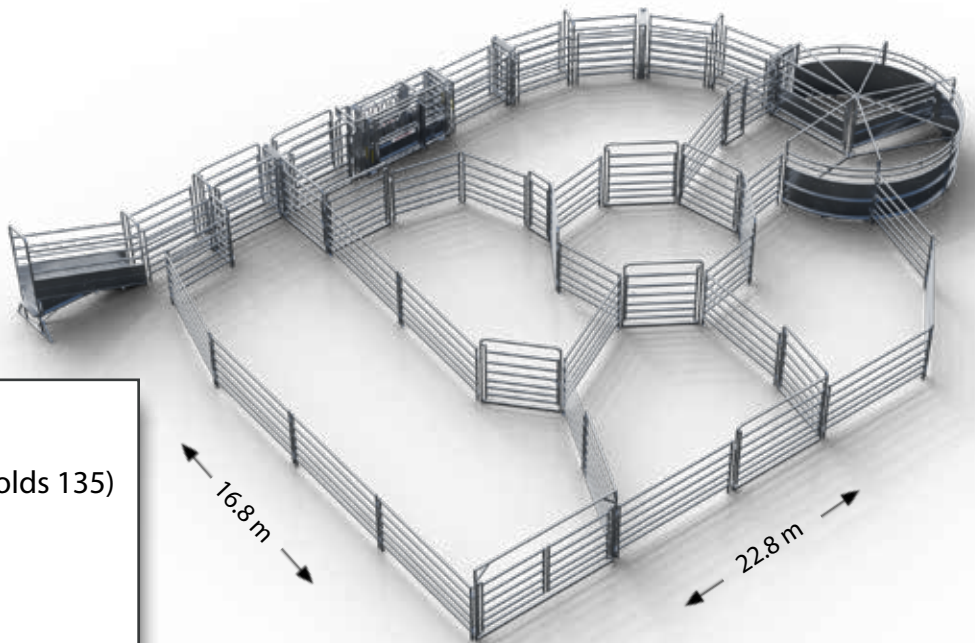
ARROWQUIP.COM.AU



ARROWQUIP

The Breeder Classic Yard

140 HEAD



Yard Features :

- 270 m² footprint
- 90 head working capacity (holds 135)
- 4 pens
- 1 person operation
- 3.5m fixed loading ramp
- Cow-Catcher 47 Series Vet Crush
- Curved race
- Drafting pound
- Cattle-free zone
- Sliding gate before crush
- Bud Flow forcing yard
- Five way draft


Upgrade to adjustable loading ramp as shown for \$399

With a curved race and Bud Flow forcing yard improving cattle flow, along with a drafting pound, four pens, and four way draft improving functionality, this Breeder Classic yard is a safe, effective, and efficient design that efficiently manages up to 90 head.

MASTER

Product Code
AFQ140BFPMaster

- ✓ 61 kg
- ✓ Medium to high tensile strength steel. 350-450 MPa
- ✓ 115x42 oval rail
- ✓ Visual block of 39%
- ✓ DuraGal pre-galvanising of 200 grams per sqm
- ✓ Package includes spring-loaded gate latches on all internal gates



\$50,750
PACKAGE DEAL!



PRO

Product Code
AFQ140BFPPro

- ✓ 39 kg
- ✓ Medium to high tensile strength steel. 350-450 MPa
- ✓ 66x44 oval rail
- ✓ Visual block of 22%
- ✓ DuraGal pre-galvanising of 200 grams per sqm
- ✓ Package includes spring-loaded gate latches on all internal gates



\$44,400
PACKAGE DEAL!











INSTALLATION

- Comprehensive site survey
- Installation of stockyards
- Concrete supplied for post holes
- Concrete pad area included for working area (6x3m)
- Conditions apply. Please contact Arrowquip for more information

STARTING FROM:
\$20,600

PRICES ARE RRP INC GST. *FREIGHT CHARGES APPLY.


**ARROWQUIP***Value For Size***210 HEAD****PERMANENT****Yard Features :**


-  520 m² footprint
-  170 head working capacity (holds 260)
-  5 pens
-  3.5m fixed loading ramp
-  Cow-Catcher 47 Series Vet Crush
-  Drafting pound
-  Three way draft


Upgrade to adjustable loading ramp as shown for \$399

With a traditional yard design, five pens, and drafting pound, this yard provides great value per m2, as well as including all the essentials of a good yard: loading and unloading facilities, a three way race draft and a functional and effective Arrowquip crush.

MASTERProduct Code
AFQ210PPMaster

- ✓ 61 
- ✓ Medium to high tensile strength steel. 350-450 MPa
- ✓ 115x42 oval rail
- ✓ Visual block of 39%
- ✓ DuraGal pre-galvanising of 200 grams per sqm
- ✓ Package includes spring-loaded gate latches on all internal gates

**\$45,900**
PACKAGE DEAL!**PRO**Product Code
AFQ210PPPro

- ✓ 39 
- ✓ Medium to high tensile strength steel. 350-450 MPa
- ✓ 66x44 oval rail
- ✓ Visual block of 22%
- ✓ DuraGal pre-galvanising of 200 grams per sqm
- ✓ Package includes spring-loaded gate latches on all internal gates

**\$38,850**
PACKAGE DEAL!**INSTALLATION**


- Comprehensive site survey
- Installation of stockyards
- Concrete supplied for post holes
- Concrete pad area included for working area (6x3m)
- Conditions apply. Please contact Arrowquip for more information

STARTING FROM:
\$24,800

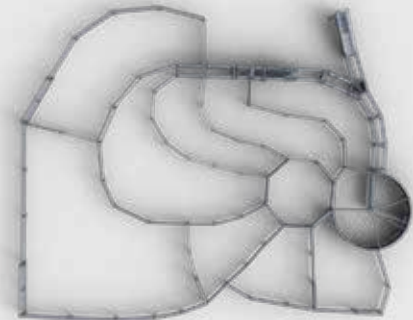
PRICES ARE RRP INC GST. *FREIGHT CHARGES APPLY.

Contact us today : 1800 814 107

ARROWQUIP.COM.AU

**ARROWQUIP***The Breeder Classic Yard***300 HEAD**

This classic yard design is the ideal system for breeders for easy stock management. With eight pens, a drafting pound, Bud Flow forcing yard, Q-Gate two way cattle sorting race, and four way race draft, this design is an efficient, functional and safe yard system.



We can help you with your new or existing yards

**ARROWQUIP***The Breeder Classic Yard***300 HEAD****PERMANENT****Yard Features :**

-  535 m² footprint
-  175 head working capacity (holds 270)
-  8 pens
-  1 person operation
-  Bugle yard design
-  4.8 m fixed loading ramp
-  Q-Catch MKII Dual crush
-  Curved race
-  Drafting pound
-  Cattle-free zone
-  Sliding gate before crush
-  Q-Gate two-way cattle sorting system
-  Bud Flow forcing yard
-  Five way draft

Dual squeeze crush includedProduct Code
QCMK2D


QUICK PUSH PULL OPERATION
QUIET SILENT OPERATION
QUALITY LIFETIME GUARANTEE ON LOCKS

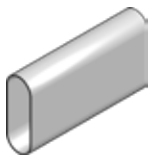
- Infinite dual head bail locking mechanism
- Dual side squeeze
- 300mm neck access
- Bi-fold side gates
- Two rows of nylon rump fingers
- Sheeted rear sliding gate

4.8m loading ramp with sidewalkProduct Code
LR48
LR48SW

- 14 degree incline
- Easy stock flow
- Safety handrail that meets new standards
- More options available
- Ask about new regulations for loading ramp


MASTERProduct Code
AFQ300PPMaster

- ✓ 61 
- ✓ Medium to high tensile strength steel. 350-450 MPa
- ✓ 115x42 oval rail
- ✓ Visual block of 39%
- ✓ DuraGal pre-galvanising of 200 grams per sqm
- ✓ Package includes spring-loaded gate latches on all internal gates



\$78,150
PACKAGE DEAL!

**PRO**Product Code
AFQ300PPPro

- ✓ 39 
- ✓ Medium to high tensile strength steel. 350-450 MPa
- ✓ 66x44 oval rail
- ✓ Visual block of 22%
- ✓ DuraGal pre-galvanising of 200 grams per sqm
- ✓ Package includes spring-loaded gate latches on all internal gates



\$69,500
PACKAGE DEAL!

**INSTALLATION**

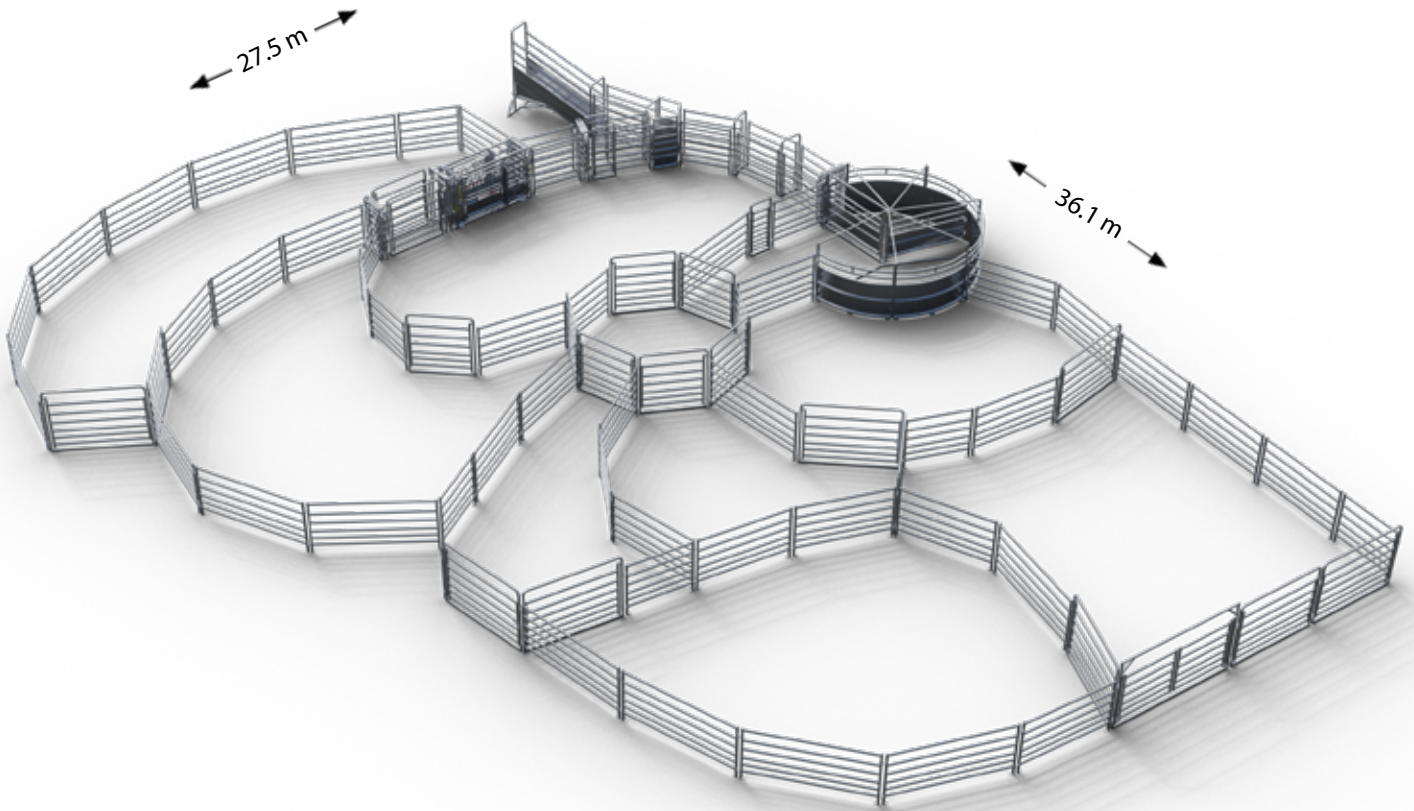
- Comprehensive site survey
- Installation of stockyards
- Concrete supplied for post holes
- Concrete pad area included for working area (6x3m)
- Conditions apply. Please contact Arrowquip for more information

STARTING FROM:
\$29,900

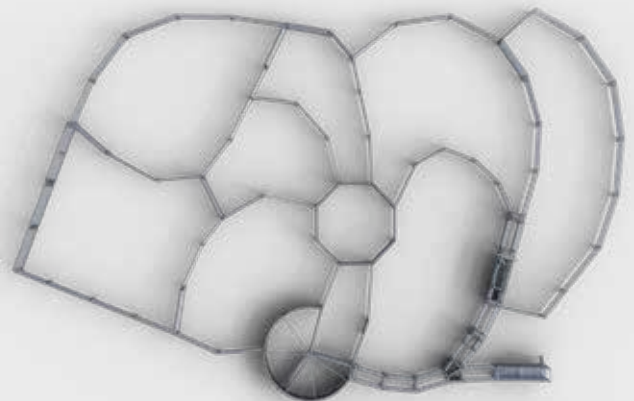
PRICES ARE RRP INC GST. *FREIGHT CHARGES APPLY.

Contact us today : 1800 814 107

ARROWQUIP.COM.AU

**ARROWQUIP***The Practical Breeder's Yard***360 HEAD**

The choice for the Practical Breeder, this yard is designed to provide efficiency, safety, and functionality for easy management of up to 200 head of cattle. It achieves this versatility with a combination of the safe and efficient Bud Flow system, the functional two way Q-Gate cattle sorting system, and its seven pens and drafting pound.















We can help you with your new or existing yards

**ARROWQUIP***The Practical Breeder's Yard*

360 HEAD

PERMANENT

Yard Features :

-  692 m² footprint
-  230 head working capacity (holds 340)
-  7 pens
-  Bugle yard design
-  4.8m fixed loading ramp
-  Q-Catch Mark II Dual crush
-  Curved race
-  Drafting pound
-  Sliding gate before crush
-  Q-Gate two-way cattle sorting system
-  Bud Flow forcing yard
-  Threeway draft

Dual squeeze crush included

Product Code
QCMK2D

QUICK PUSH PULL OPERATION
QUIET SILENT OPERATION
QUALITY LIFETIME GUARANTEE ON LOCKS

- Infinite dual head bail locking mechanism
- Dual side squeeze
- 300mm neck access
- Bi-fold side gates
- Two rows of nylon rump fingers
- Sheeted rear sliding gate

4.8m loading ramp with sidewalk


Product Code
LR48
LR48SW

- 14 degree incline
- Easy stock flow
- Safety handrail that meets new standards
- More options available
- Ask about new regulations for loading ramp

MASTER

Product Code
AFQ360PPMaster

- ✓ 61 kg
- ✓ Medium to high tensile strength steel. 350-450 MPa
- ✓ 115x42 oval rail
- ✓ Visual block of 39%
- ✓ DuraGal pre-galvanising of 200 grams per sqm
- ✓ Package includes spring-loaded gate latches on all internal gates




\$78,450
PACKAGE DEAL!



PRO

Product Code
AFQ360PPPro

- ✓ 39 kg
- ✓ Medium to high tensile strength steel. 350-450 MPa
- ✓ 66x44 oval rail
- ✓ Visual block of 22%
- ✓ DuraGal pre-galvanising of 200 grams per sqm
- ✓ Package includes spring-loaded gate latches on all internal gates



\$69,050
PACKAGE DEAL!




INSTALLATION

- Comprehensive site survey
- Installation of stockyards
- Concrete supplied for post holes
- Concrete pad area included for working area (6x3m)
- Conditions apply. Please contact Arrowquip for more information

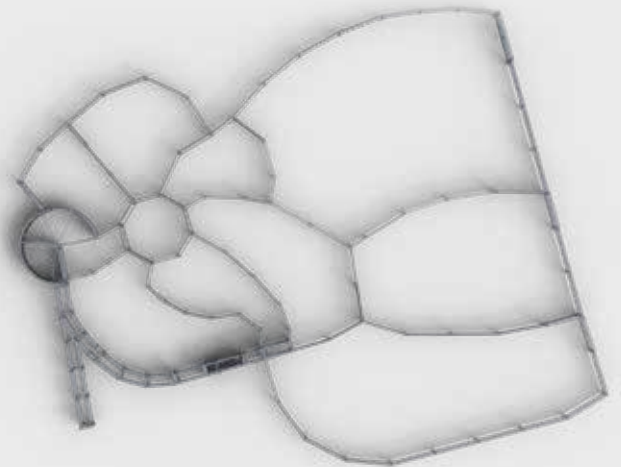
STARTING FROM:
\$32,100

PRICES ARE RRP INC GST. *FREIGHT CHARGES APPLY.

Contact us today : 1800 814 107**ARROWQUIP.COM.AU**












**ARROWQUIP***The Versatile Breeder Yard***550 HEAD**

A practical and functional design, the Versatile Breeder Yard has a wide range of features that cater to a variety of needs. The combination of the Bud Flow system, curved race and sliding race gate, and bugle yard design ensures efficient and safe stock management by utilising natural cattle behaviour. On top of that, the four way race draft, two way cattle sorting race, drafting round and eight pens ensure the functionality and versatility of this yard design.



We can help you with your new or existing yards

**ARROWQUIP***The Versatile Breeder Yard***550 HEAD****PERMANENT****Yard Features :**

-  1123 m² footprint
-  370 head working capacity (holds 560)
-  8 pens
-  4.8 m fixed loading ramp
-  Q-Catch Mark II Dual crush
-  Curved race
-  Drafting pound
-  Cattle-free zone
-  Sliding gate before crush
-  Bud Flow forcing yard
-  Three way draft

Dual squeeze crush includedProduct Code
QCMK2D


QUICK PUSH PULL OPERATION
QUIET SILENT OPERATION
QUALITY LIFETIME GUARANTEE ON LOCKS


- Infinite dual head bail locking mechanism
- Dual side squeeze
- 300mm neck access
- Bi-fold side gates
- Two rows of nylon rump fingers
- Sheeted rear sliding gate

4.8m loading ramp with sidewalkProduct Code
LR48
LR48SW

- 14 degree incline
- Easy stock flow
- Safety handrail that meets new standards
- More options available
- Ask about new regulations for loading ramp


MASTERProduct Code
AFQ600PPMaster

- ✓ 61  kg
- ✓ Medium to high tensile strength steel. 350-450 MPa
- ✓ 115x42 oval rail
- ✓ Visual block of 39%
- ✓ DuraGal pre-galvanising of 200 grams per sqm
- ✓ Package includes spring-loaded gate latches on all internal gates



\$88,650
PACKAGE DEAL!

**PRO**Product Code
AFQ600PPPro

- ✓ 39  kg
- ✓ Medium to high tensile strength steel. 350-450 MPa
- ✓ 66x44 oval rail
- ✓ Visual block of 22%
- ✓ DuraGal pre-galvanising of 200 grams per sqm
- ✓ Package includes spring-loaded gate latches on all internal gates



\$77,950
PACKAGE DEAL!

**INSTALLATION**

- Comprehensive site survey
- Installation of stockyards
- Concrete supplied for post holes
- Concrete pad area included for working area (6x3m)
- Conditions apply. Please contact Arrowquip for more information

STARTING FROM:
\$35,900

PRICES ARE RRP INC GST. *FREIGHT CHARGES APPLY.

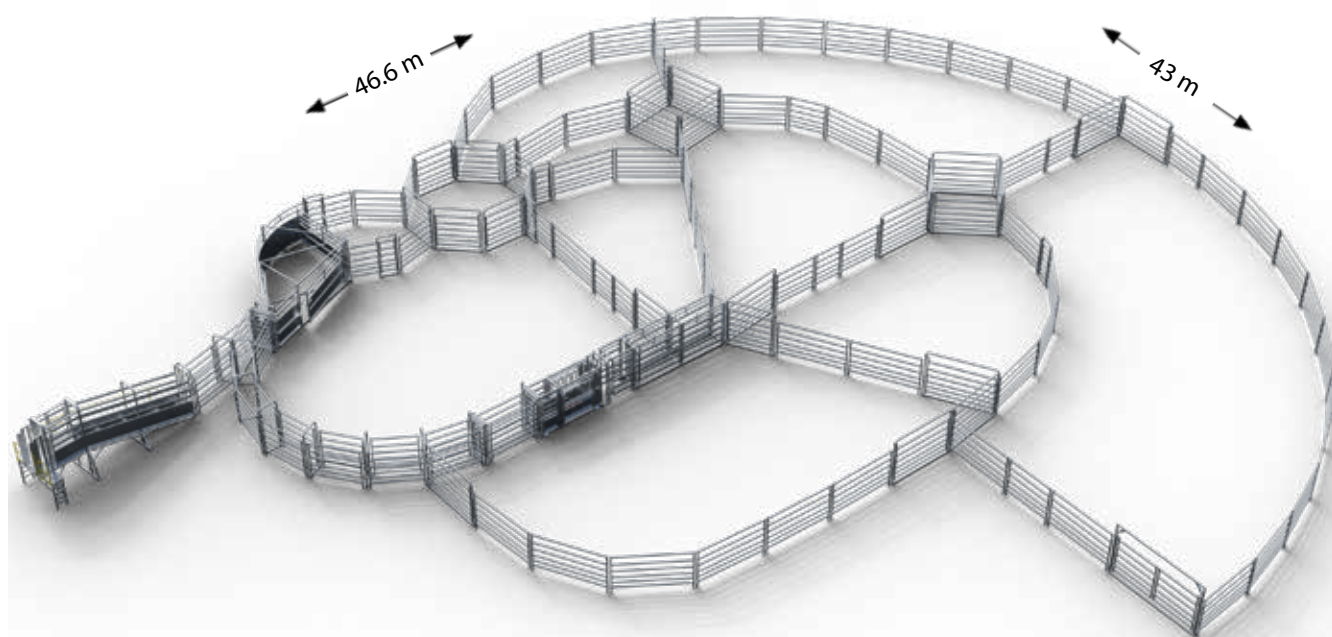
Contact us today : 1800 814 107**ARROWQUIP.COM.AU**



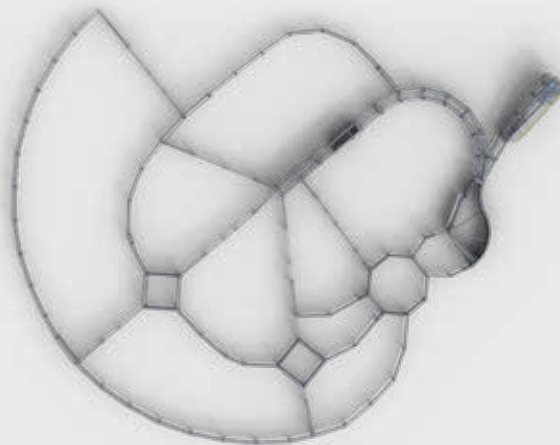
ARROWQUIP

The Cattleman's Choice

580 HEAD



This yard is an efficient, versatile, and safe design, and for a good reason, is the choice for cattlemen looking to manage up to 400 head of cattle. The efficient bugle design combines with several pens, a drafting pound, a Bud Flow system and a curved race to make an all-round functional system that ensures operators and animals are safe, cattle flow through efficiently and stock management is made easier.



We can help you with your new or existing yards













ARROWQUIP

The Cattleman's Choice

580 HEAD

PERMANENT

Yard Features :

-  1207 m² footprint
-  400 head working capacity (holds 600)
-  9 pens
-  Bugle yard design
-  4.8 m fixed loading ramp
-  Q-Catch Mark II Dual crush
-  Curved race
-  Drafting pound
-  Sliding gate before crush
-  Versatile diamond yards
-  S-Flow forcing yard
-  Five way draft

Dual squeeze crush included



Product Code
QCMK2D

QUICK PUSH PULL OPERATION
QUIET SILENT OPERATION
QUALITY LIFETIME GUARANTEE ON LOCKS

- Infinite dual head bail locking mechanism
- Dual side squeeze
- 300mm neck access
- Bi-fold side gates
- Two rows of nylon rump fingers
- Sheeted rear sliding gate

4.8m loading ramp with sidewalk




Product Code
LR48
LR48SW

- 14 degree incline
- Easy stock flow
- Safety handrail that meets new standards
- More options available
- Ask about new regulations for loading ramp

MASTER

Product Code
AFQ510PPMaster

- ✓ 61 kg
- ✓ Medium to high tensile strength steel. 350-450 MPa
- ✓ 115x42 oval rail
- ✓ Visual block of 39%
- ✓ DuraGal pre-galvanising of 200 grams per sqm
- ✓ Package includes spring-loaded gate latches on all internal gates



\$106,450
PACKAGE DEAL!



PRO

Product Code
AFQ510PPPro

- ✓ 39 kg
- ✓ Medium to high tensile strength steel. 350-450 MPa
- ✓ 66x44 oval rail
- ✓ Visual block of 22%
- ✓ DuraGal pre-galvanising of 200 grams per sqm
- ✓ Package includes spring-loaded gate latches on all internal gates



\$92,450
PACKAGE DEAL!




INSTALLATION

- Comprehensive site survey
- Installation of stockyards
- Concrete supplied for post holes
- Concrete pad area included for working area (6x3m)
- Conditions apply. Please contact Arrowquip for more information

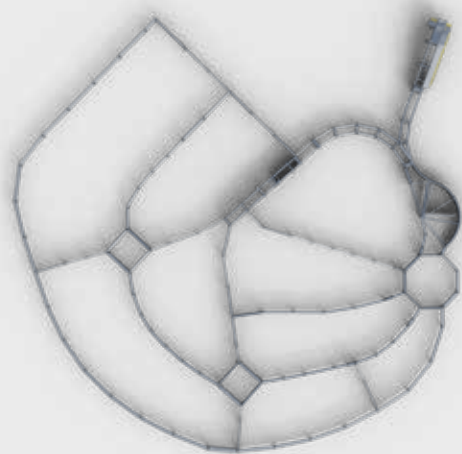
STARTING FROM:
\$39,200

PRICES ARE RRP INC GST. *FREIGHT CHARGES APPLY.

Contact us today : 1800 814 107 ARROWQUIP.COM.AU













**ARROWQUIP***The Cattleman's Classic***600 HEAD**

This popular design allows quick and effortless management of up to 400 head of cattle. The bugle design, curved race and Bud Flow forcing yard takes advantage of natural animal behaviour to enhance cattle flow and increase yard efficiency. On top of a great design, the number of pens, the drafting pound and four way race draft all combine to showcase the functionality and versatility of this yard system.



We can help you with your new or existing yards

**ARROWQUIP***The Cattleman's Classic***600 HEAD****PERMANENT****Yard Features :**

-  1216 m² footprint
-  405 head working capacity (holds 610)
-  9 pens
-  Bugle yard design
-  4.8 m fixed loading ramp
-  Q-Catch Mark II Dual crush
-  Curved race
-  Drafting pound
-  Sliding gate before crush
-  Versatile diamond yards
-  S-Flow forcing yard
-  Four way draft

Dual squeeze crush includedProduct Code
QCMK2D


QUICK PUSH PULL OPERATION
QUIET SILENT OPERATION
QUALITY LIFETIME GUARANTEE ON LOCKS


- Infinite dual head bail locking mechanism
- Dual side squeeze
- 300mm neck access
- Bi-fold side gates
- Two rows of nylon rump fingers
- Sheeted rear sliding gate

4.8m loading ramp with sidewalkProduct Code
LR48
LR48SW

- 14 degree incline
- Easy stock flow
- Safety handrail that meets new standards
- More options available
- Ask about new regulations for loading ramp


MASTERProduct Code
AFQ460PPMaster

- ✓ 61  kg
- ✓ Medium to high tensile strength steel. 350-450 MPa
- ✓ 115x42 oval rail
- ✓ Visual block of 39%
- ✓ DuraGal pre-galvanising of 200 grams per sqm
- ✓ Package includes spring-loaded gate latches on all internal gates



\$104,650
PACKAGE DEAL!

**PRO**Product Code
AFQ460PPPro

- ✓ 39  kg
- ✓ Medium to high tensile strength steel. 350-450 MPa
- ✓ 66x44 oval rail
- ✓ Visual block of 22%
- ✓ DuraGal pre-galvanising of 200 grams per sqm
- ✓ Package includes spring-loaded gate latches on all internal gates



\$91,150
PACKAGE DEAL!

**INSTALLATION**

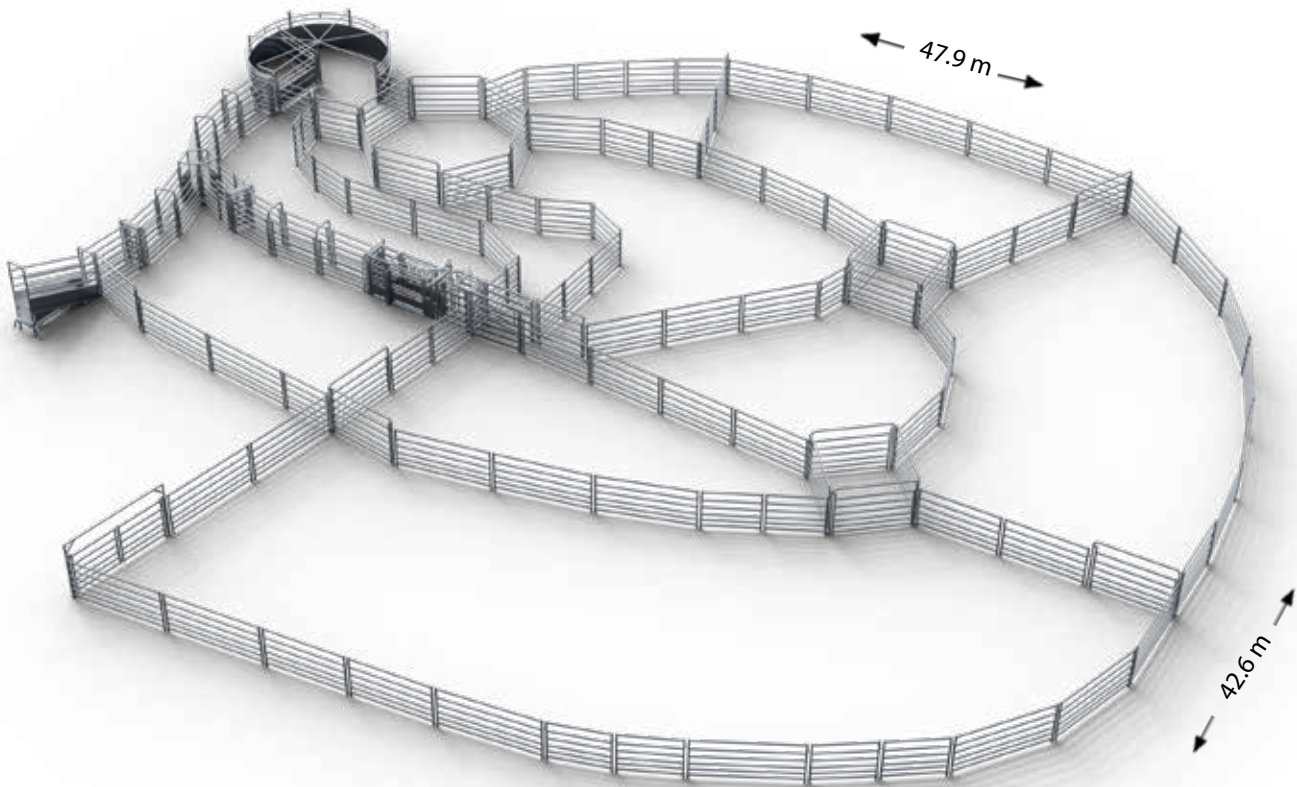
- Comprehensive site survey
- Installation of stockyards
- Concrete supplied for post holes
- Concrete pad area included for working area (6x3m)
- Conditions apply. Please contact Arrowquip for more information

STARTING FROM:
\$38,600

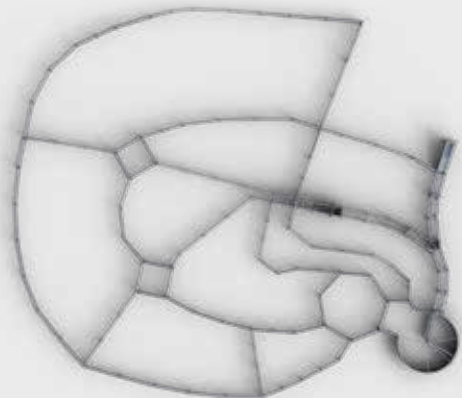
PRICES ARE RRP INC GST. *FREIGHT CHARGES APPLY.

Contact us today : 1800 814 107

ARROWQUIP.COM.AU

**ARROWQUIP***The Ultimate Processing Yard***640 HEAD**

The Ultimate Processing Yard easily manages up to 400 head with a range of features that make stock management a breeze. The low-stress Bud Flow forcing yard, the Q-Gate two way cattle sorting system, and the bugle design combine to create a system that is efficient, easy to use and safe.















We can help you with your new or existing yards

**ARROWQUIP***The Ultimate Processing Yard*

640 HEAD

PERMANENT

Yard Features :

-  1284 m² footprint
-  430 head working capacity (holds 640)
-  10 pens
-  Bugle yard design
-  4.8 m fixed loading ramp
-  Q-Catch Mark II Dual crush
-  Curved race
-  Drafting pound
-  Cattle-free zone
- Q-Gate two-way cattle sorting system
-  Versatile diamond yards
-  Bud Flow forcing yard
-  Five way draft

Dual squeeze crush included

Product Code
QCMK2D

QUICK PUSH PULL OPERATION
QUIET SILENT OPERATION
QUALITY LIFETIME GUARANTEE ON LOCKS

- Infinite dual head bail locking mechanism
- Dual side squeeze
- 300mm neck access
- Bi-fold side gates
- Two rows of nylon rump fingers
- Sheeted rear sliding gate

4.8m loading ramp with sidewalk

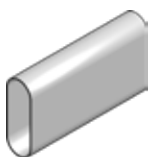
Product Code
LR48
LR48SW

- 14 degree incline
- Easy stock flow
- Safety handrail that meets new standards
- More options available
- Ask about new regulations for loading ramp

MASTER

Product Code
AFQ400PPMaster

- ✓ 61 kg
- ✓ Medium to high tensile strength steel. 350-450 MPa
- ✓ 115x42 oval rail
- ✓ Visual block of 39%
- ✓ DuraGal pre-galvanising of 200 grams per sqm
- ✓ Package includes spring-loaded gate latches on all internal gates



\$103,250
PACKAGE DEAL!



PRO

Product Code
AFQ400PPro

- ✓ 39 kg
- ✓ Medium to high tensile strength steel. 350-450 MPa
- ✓ 66x44 oval rail
- ✓ Visual block of 22%
- ✓ DuraGal pre-galvanising of 200 grams per sqm
- ✓ Package includes spring-loaded gate latches on all internal gates



\$89,600
PACKAGE DEAL!




INSTALLATION

- Comprehensive site survey
- Installation of stockyards
- Concrete supplied for post holes
- Concrete pad area included for working area (6x3m)
- Conditions apply. Please contact Arrowquip for more information

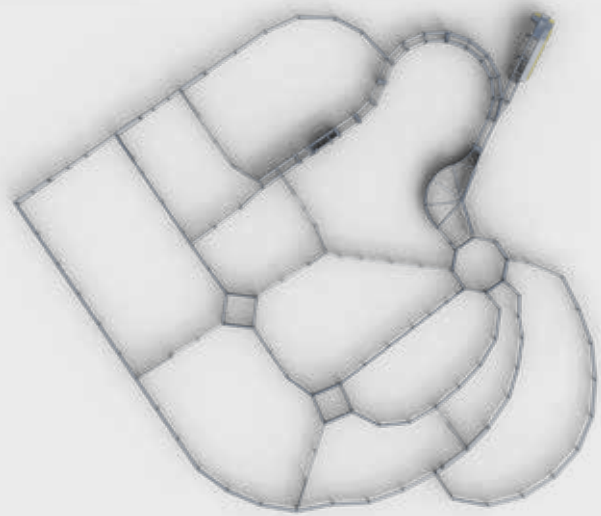
STARTING FROM:
\$42,300

PRICES ARE RRP INC GST. *FREIGHT CHARGES APPLY.

Contact us today : 1800 814 107**ARROWQUIP.COM.AU**

**ARROWQUIP***The Breeder's Functional Yard***900 HEAD**

This design is the breeder's choice when it comes to a yard that is functional and allows for versatility when managing stock. With eleven pens and a drafting pound in a bugle yard design, an efficiency-boosting S-Flow forcing yard and curved race combination, and a variety of other features, including all the essentials of a great yard, this design allows you to easily and safely manage up to 600 head of cattle.















We can help you with your new or existing yards

**ARROWQUIP***The Breeder's Functional Yard*

900 HEAD

PERMANENT

Yard Features :

-  1876 m² footprint
-  625 head working capacity (holds 935)
-  11 pens
-  Bugle yard design
-  4.8 m fixed loading ramp
-  Q-Catch Mark II Dual crush
-  Curved race
-  Drafting pound
-  Sliding gate before crush
-  Versatile diamond yards
-  S-Flow forcing yard
-  Four way draft

DUAL SQUEEZE CRUSH INCLUDED

Product Code
QCMK2D

QUICK PUSH PULL OPERATION
QUIET SILENT OPERATION
QUALITY LIFETIME GUARANTEE ON LOCKS

- Infinite dual head bail locking mechanism
- Dual side squeeze
- 300mm neck access
- Bi-fold side gates
- Two rows of nylon rump fingers
- Sheeted rear sliding gate

4.8m loading ramp with sidewalk


Product Code
LR48
LR48SW

- 14 degree incline
- Easy stock flow
- Safety handrail that meets new standards
- More options available
- Ask about new regulations for loading ramp

MASTER

Product Code
AFQ795PPMaster

- ✓ 61 kg
- ✓ Medium to high tensile strength steel. 350-450 MPa
- ✓ 115x42 oval rail
- ✓ Visual block of 39%
- ✓ DuraGal pre-galvanising of 200 grams per sqm
- ✓ Package includes spring-loaded gate latches on all internal gates



\$127,500
PACKAGE DEAL!



PRO

Product Code
AFQ795PPPro

- ✓ 39 kg
- ✓ Medium to high tensile strength steel. 350-450 MPa
- ✓ 66x44 oval rail
- ✓ Visual block of 22%
- ✓ DuraGal pre-galvanising of 200 grams per sqm
- ✓ Package includes spring-loaded gate latches on all internal gates



\$109,950
PACKAGE DEAL!



INSTALLATION

- Comprehensive site survey
- Installation of stockyards
- Concrete supplied for post holes
- Concrete pad area included for working area (6x3m)
- Conditions apply. Please contact Arrowquip for more information


STARTING FROM:
\$48,200

PRICES ARE RRP INC GST. *FREIGHT CHARGES APPLY.


Contact us today : 1800 814 107**ARROWQUIP.COM.AU**


ARROWQUIP
The Ultimate Breeder Yard

1400 HEAD







The ultimate yard for the breeder, this design easily, safely and efficiently manages up to 900 head of cattle. The bugle design of the yard, combined with the S-Flow forcing yard and curved race, increase efficiency and safety by taking advantage of natural animal behaviour to ensure cattle flow. The twelve pens, drafting pound, and Q-Gate two way cattle sorting system make this yard a versatile and functional system that is great for managing large stock numbers.



We can help you with your new or existing yards

**ARROWQUIP***The Ultimate Breeder Yard***1400 HEAD****PERMANENT****Yard Features :**

-  2809 m² footprint
-  930 head working capacity (holds 1400)
-  12 pens
-  Bugle yard design
-  4.8 m fixed loading ramp
-  Q-Catch Mark II Dual crush
-  Curved race
-  Drafting pound
-  Cattle-free zone
-  Sliding gate before crush
-  Versatile diamond yards
-  S-Flow forcing yard
-  Five way draft

Dual squeeze crush includedProduct Code
QCMK2D


QUICK PUSH PULL OPERATION
QUIET SILENT OPERATION
QUALITY LIFETIME GUARANTEE ON LOCKS

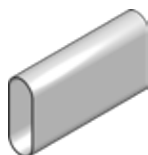
- Infinite dual head bail locking mechanism
- Dual side squeeze
- 300mm neck access
- Bi-fold side gates
- Two rows of nylon rump fingers
- Sheeted rear sliding gate

4.8m loading ramp with sidewalkProduct Code
LR48
LR48SW

- 14 degree incline
- Easy stock flow
- Safety handrail that meets new standards
- More options available
- Ask about new regulations for loading ramp


MASTERProduct Code
AFQ1150PPMaster

- ✓ 61  kg
- ✓ Medium to high tensile strength steel. 350-450 MPa
- ✓ 115x42 oval rail
- ✓ Visual block of 39%
- ✓ DuraGal pre-galvanising of 200 grams per sqm
- ✓ Package includes spring-loaded gate latches on all internal gates



\$142,750
PACKAGE DEAL!

**PRO**Product Code
AFQ1150Pro

- ✓ 39  kg
- ✓ Medium to high tensile strength steel. 350-450 MPa
- ✓ 66x44 oval rail
- ✓ Visual block of 22%
- ✓ DuraGal pre-galvanising of 200 grams per sqm
- ✓ Package includes spring-loaded gate latches on all internal gates



\$122,650
PACKAGE DEAL!

**INSTALLATION**

- Comprehensive site survey
- Installation of stockyards
- Concrete supplied for post holes
- Concrete pad area included for working area (6x3m)
- Conditions apply. Please contact Arrowquip for more information

STARTING FROM:
\$57,500

PRICES ARE RRP INC GST. *FREIGHT CHARGES APPLY.

Contact us today : 1800 814 107**ARROWQUIP.COM.AU**



ARROWQUIP

Q-FLOW

Cattle Processing Centre



Yard Features :

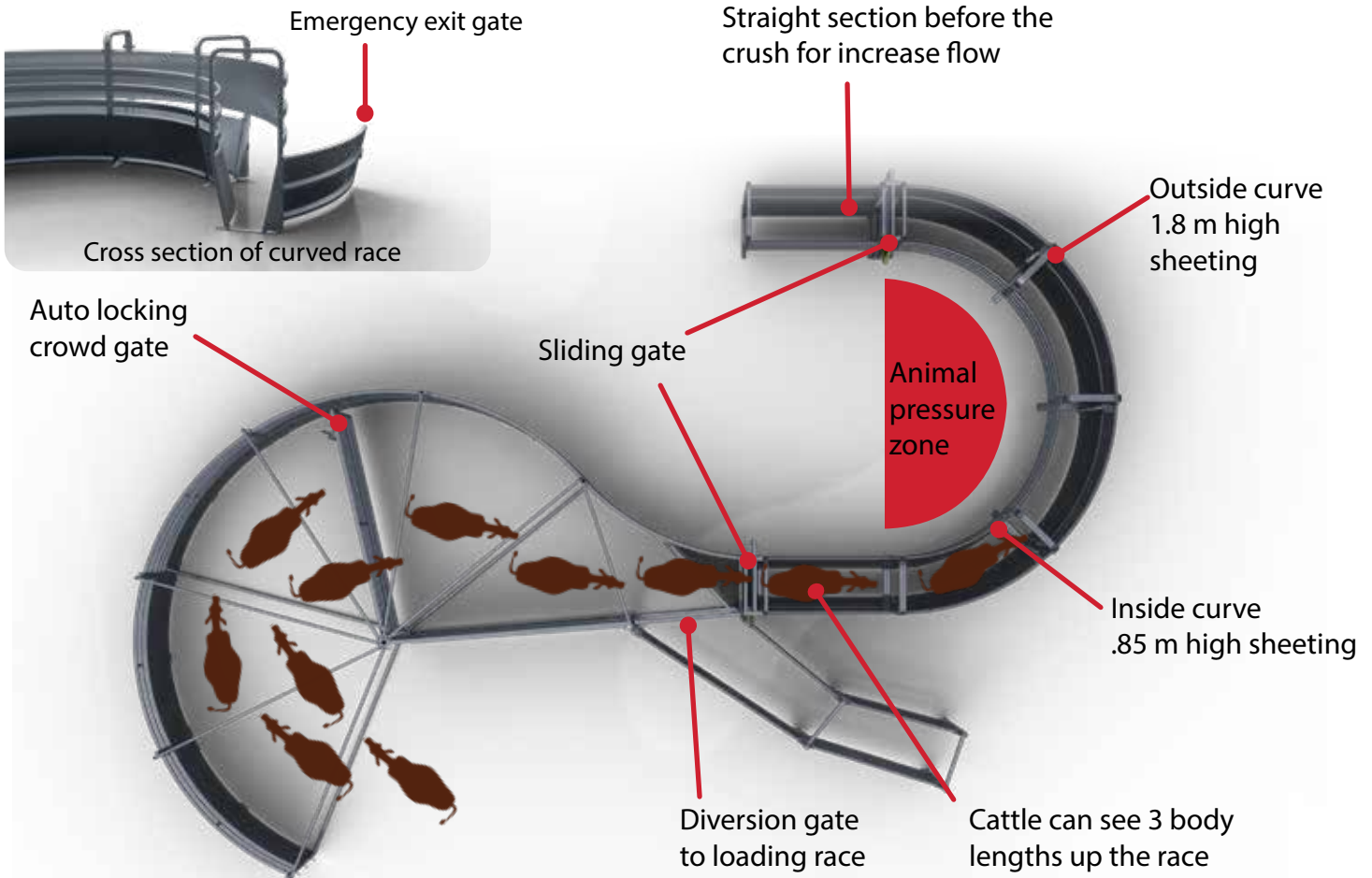
The Q-Flow package is designed for natural cattle flow. As the cattle flow enter the system they think they are returning from where they came from. Starting with the S-Flow, which has a 3.6mtr crowd gate, the cattle flow easily into the V section race. The race is unique because it is curved and a V shape, making it excellent for keeping cattle flowing forward and not turning back. Each section of race has an emergency exit gate, so if cattle go down in the race you can get them out of the race via the gate.

- Cattle naturally work around you
- Proven Dr Temple Grandin design
- No need for overhead catwalks. Cattle hate you working above them
- V shaped race so cattle can't turn around
- Design based on animal science
- 3.6 m crowd tub radius
- 3.15 m race radius
- Emergency exit gates on the outside of curved race



ARROWQUIP

Q-FLOW BENEFITS



Handy Tips :

- A correctly designed crowd tub and race increases productivity and lowers the stress in your animals
- Only 1/2 fill the crowd pen for best results
- Only use the crowd gate as an emergency brake
- Start filling the tub with an empty race
- Animals should flow through the system and up to the crush

Contact us today : 1800 814 107 ARROWQUIP.COM.AU



ARROWQUIP

BUDFLOW PACKAGES

Five Section Curved Race





**Includes Cow Catcher 47 series vet crush, Bud Flow and semi permanent race system*

The Bud Flow curved race package is an excellent core working system which makes cattle handling a breeze. The low-stress Bud Flow forcing yard is one of its kind. It leverages natural cattle flow to fill the race quickly and easily. The race features two sliding gates; one at the start and another just one animal length before the crush to increase efficiency. The curved race also makes cattle flow more effortless, and reduces the distance for the handler to walk from the Bud Flow to the crush.

MASTER

Product Code
BF5CRMster

- ✓ 61  kg
- ✓ Medium to high tensile strength steel. 350-450 MPa
- ✓ 115x42 oval rail
- ✓ Visual block of 39%
- ✓ DuraGal pre-galvanising of 200 grams per sqm
- ✓ Package includes spring-loaded gate latches on all internal gates




\$18,335
PACKAGE DEAL!



PRO

Product Code
BF5CRPro

- ✓ 39  kg
- ✓ Medium to high tensile strength steel. 350-450 MPa
- ✓ 66x44 oval rail
- ✓ Visual block of 22%
- ✓ DuraGal pre-galvanising of 200 grams per sqm
- ✓ Package includes spring-loaded gate latches on all internal gates





\$17,664
PACKAGE DEAL!



ELITE

Product Code
BF5CRElite

- ✓ 25  kg
- ✓ 60x30 oval rail
- ✓ Low/medium tensile strength steel. 100 MPa
- ✓ Visual block of 20%
- ✓ Pre-galvanising of 50 grams per sqm



\$15,946
PACKAGE DEAL!

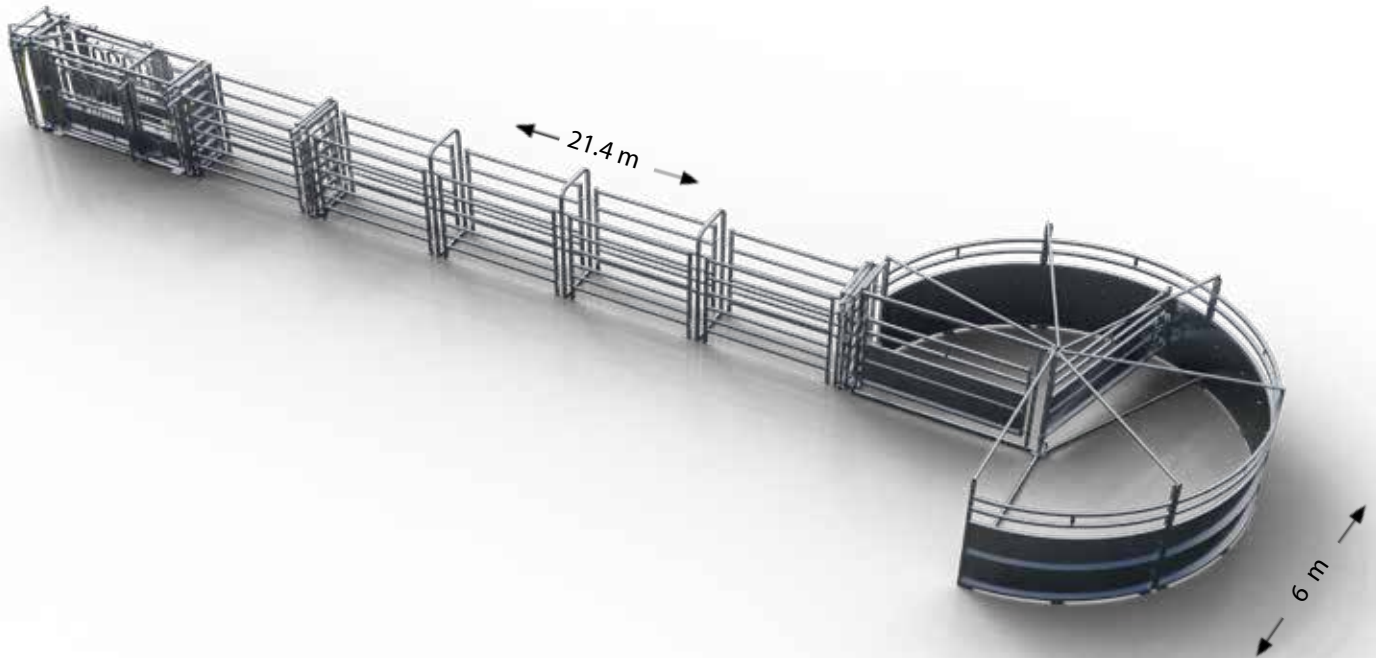
PRICES ARE RRP INC GST. *FREIGHT CHARGES APPLY.



ARROWQUIP

BUDFLOW PACKAGES

Five Section Straight Race



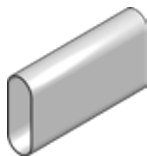
**Includes Cow Catcher 47 series vet crush, Bud Flow and semi permanent race system*

The Bud Flow straight race package is an excellent core working system which makes cattle handling a breeze. The low-stress Bud Flow forcing yard is one of its kind. It leverages natural cattle flow to fill the race quickly and easily. The race features two sliding gates; one at the start and another just one animal length before the crush to increase efficiency.

MASTER

Product Code
BF5SRMaster

- ✓ 61 kg
- ✓ Medium to high tensile strength steel. 350-450 MPa
- ✓ 115x42 oval rail
- ✓ Visual block of 39%
- ✓ DuraGal pre-galvanising of 200 grams per sqm
- ✓ Package includes spring-loaded gate latches on all internal gates



\$18,787
PACKAGE DEAL!



PRO

Product Code
BF5SRPro

- ✓ 39 kg
- ✓ Medium to high tensile strength steel. 350-450 MPa
- ✓ 66x44 oval rail
- ✓ Visual block of 22%
- ✓ DuraGal pre-galvanising of 200 grams per sqm
- ✓ Package includes spring-loaded gate latches on all internal gates




\$17,668
PACKAGE DEAL!



ELITE

Product Code
BF5SRElite

- ✓ 25 kg
- ✓ 60x30 oval rail
- ✓ Low/medium tensile strength steel. 100 MPa
- ✓ Visual block of 20%
- ✓ Pre-galvanising of 50 grams per sqm



\$15,522
PACKAGE DEAL!

PRICES ARE RRP INC GST. *FREIGHT CHARGES APPLY.

Contact us today : 1800 814 107

ARROWQUIP.COM.AU



ARROWQUIP

CATTLE CRUSHES



COW CATCHER 47 VET CRUSH

- ✓ Heavy duty bail with dual locking mechanism
- ✓ Lifetime warranty on locks
- ✓ Patented design
- ✓ Australian made with 10 year manufacturer's guarantee
- ✓ Quiet low stress operation

***Included in all cattle yard packages**



Q-CATCH MARK II DUAL

- ✓ Heavy duty bail with dual locking mechanism
- ✓ Lifetime warranty on locks
- ✓ Patented design
- ✓ Australian made with 10 year manufacturer's guarantee
- ✓ Quiet low stress operation
- ✓ Dual side squeeze 3/4 length
- ✓ Quietest manual crush on the market

Upgrade your package's standard crush!

We can help you with your new or existing yards



ARROWQUIP

CATTLE CRUSHES



Q-CATCH MARK II DUAL EXTREME

- ✓ Heavy duty bail with dual locking mechanism
- ✓ Lifetime warranty on locks
- ✓ Patented design
- ✓ Australian made with 10 year manufacturer's guarantee
- ✓ Quiet low stress operation
- ✓ Dual side squeeze full length (vet cage squeezes)
- ✓ Quietest manual crush on the market
- ✓ Solid virgin rubber floor which is quiet and less stressful for cattle



Q-CATCH MARK II HYDRA (hydraulic operation)

- ✓ Heavy duty bail with dual locking mechanism
- ✓ Lifetime warranty on locks
- ✓ Patented design
- ✓ Australian made with 10 year manufacturer's guarantee
- ✓ Quiet low stress operation
- ✓ Dual side squeeze full length (vet cage squeezes)
- ✓ Highspeed head bail operation
- ✓ Solid virgin rubber floor which is quiet and less stressful for cattle

Upgrade your package's standard crush!

Contact us today : 1800 814 107 ARROWQUIP.COM.AU



ARROWQUIP

LOADING RAMPS



3.5M CATTLE LOADING RAMP

Product Code
LR35XA

- ✓ Heavy duty construction
- ✓ 750mm wide
- ✓ 115mm oval rail
- ✓ Australian made with 10 year manufacturer's guarantee
- ✓ Available fixed height or adjustable
- ✓ Side walk option available



4.8M CATTLE LOADING RAMP WITH SIDE WALK

Product Code
LR48 with SW48

- ✓ Heavy duty construction
- ✓ 750mm wide
- ✓ 115mm oval rail
- ✓ Australian made with 10 year manufacturer's guarantee
- ✓ Available fixed height or adjustable
- ✓ Side walk option available
- ✓ Level extension available



6.3M STOCKCARE LOADING RAMP WITH BAT WINGS

Product Code
LRSCBW

- ✓ Heavy duty construction
- ✓ 750mm wide
- ✓ 115mm oval rail
- ✓ Australian made with 10 year manufacturer's guarantee
- ✓ Level extension standard
- ✓ Side walk standard
- ✓ Level extension access gate
- ✓ Sliding gate
- ✓ Batwing gates for side loading
- ✓ Meets new loading ramp guidelines

The side walk needs to be specified if it is to be on the truck drivers side or the passengers side. (Based on looking from the bottom of the ramp up).





ARROWQUIP

The Breeder Classic Yard

PORTABLE SHEEP YARD

Easy Turnkey Yard Solution

**INCLUDES EVERYTHING
YOU NEED TO TAKE THE
YARDS TO THE SHEEP:**

- PANELS
- RACE GATES
- DRAFTING TRAILER

**Hold up to 450 head of sheep
when working with existing fences**



**Star post
bracket**

Single Lamb cradle code: LMC
Star post bracket code: LMCSB

BONUS

**Lamb
Marking
Cradle
+ Starpost
Bracket**

Product Code: EPSY17 PACKAGE

PACKAGE DEAL!

\$6,940

- Australian first grade, high tensile galvanised steel
- No-maintenance nylon bush gate hinges
- Makes marking easier and quicker (no mustering or abandoned lambs)



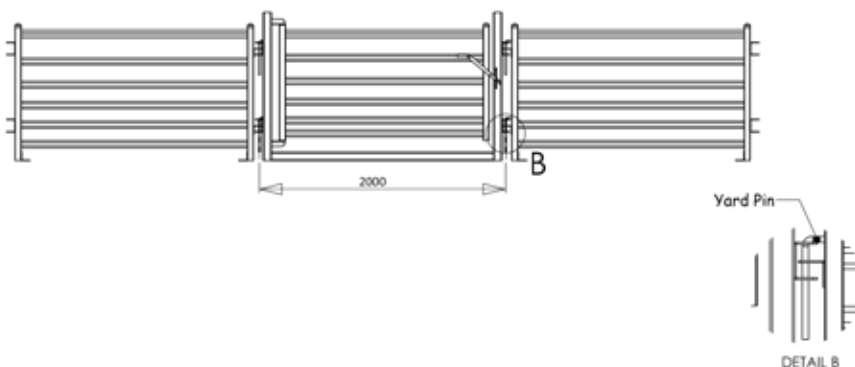
PRICES ARE RRP INC GST. *FREIGHT CHARGES APPLY.

Contact us today : 1800 814 107 ARROWQUIP.COM.AU

SEMI - PERMANENT SHEEP YARDS



- Lug & pin system ensures quick installation
- Freedom to add to your stockyard system at any time, or move the yard to a new property
- Modular system allows you to make changes and additions to your yard as necessary
- Oval rails prevent bruising
- Feet are secured to the ground with pins (optional)



A star post can be driven down the upright of the panel or gate to provide extra stability.

Star posts not included




ARROWQUIP






Sheep Starter Yard

50 HEAD

SEMI-PERMANENT




Yard Features :

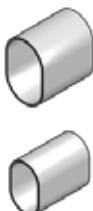
-  30 m² footprint
-  50 head working capacity (holds 75)
-  2 pens
-  1 person operation
-  Three way V draft module

A small yet capable design, this semi-permanent sheep yard allows for easy management of up to 50 head with two pens and an Arrowquip drafting module.

MASTER

Product Code
ASP50Master

- ✓ 26 
- ✓ Medium to high tensile strength steel. 350-450 MPa
- ✓ Pre-galvanising of 200 grams per sqm
- ✓ Visual block of 31%
- ✓ Top rail 64x44
- ✓ 5 Lower rails 53x35
- ✓ Package includes spring-loaded gate latches on all internal gates




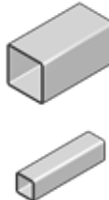
\$5,900
PACKAGE DEAL!



PRO

Product Code
ASP50Pro

- ✓ 23 
- ✓ Medium to high tensile strength steel. 350-450 MPa
- ✓ Pre galvanising 200 grams per sqm
- ✓ Visual block of 18%
- ✓ Top rail 50x50
- ✓ 5 lower rails 25x25
- ✓ Package includes spring-loaded gate latches on all internal gates





\$5,000
PACKAGE DEAL!



ELITE

Product Code
ASP50Elite

- ✓ 23 
- ✓ Low/medium tensile strength steel. 100 MPa
- ✓ Visual block of 28%
- ✓ Pre galvanising 55 grams per sqm
- ✓ 60 x 30 oval rail



\$4,150
PACKAGE DEAL!

PRICES ARE RRP INC GST. *FREIGHT CHARGES APPLY.

Contact us today : 1800 814 107

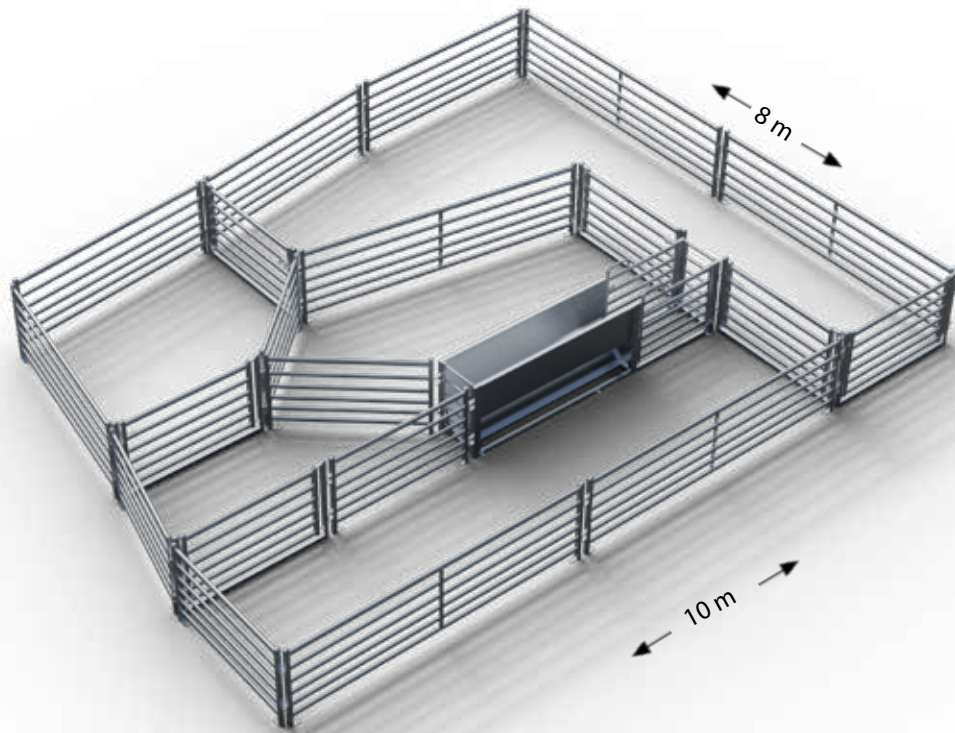
ARROWQUIP.COM.AU



ARROWQUIP

Stud Starter Yard

110 HEAD



Yard Features :

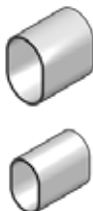
- 72 m² footprint
- 120 head working capacity (holds 180)
- 5 pens
- 1 person operation
- Three way V draft module

A small yet capable design, this yard system can easily and efficiently manage up to 70 head. The curved design, V-force and two way draft combine to increase efficiency and functionality, making this system the perfect stud starter yard.

MASTER

Product Code
ASP250Master

- ✓ 26 kg
- ✓ Medium to high tensile strength steel. 350-450 MPa
- ✓ Pre-galvanising of 200 grams per sqm
- ✓ Visual block of 31%
- ✓ Top rail 64x44
- ✓ 5 Lower rails 53x35
- ✓ Package includes spring-loaded gate latches on all internal gates



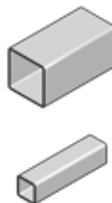
\$9,350
PACKAGE DEAL!



PRO

Product Code
ASP250Pro

- ✓ 23 kg
- ✓ Medium to high tensile strength steel. 350-450 MPa
- ✓ Pre galvanising 200 grams per sqm
- ✓ Visual block of 18%
- ✓ Top rail 50x50
- ✓ 5 lower rails 25x25
- ✓ Package includes spring-loaded gate latches on all internal gates




\$7,800
PACKAGE DEAL!



ELITE

Product Code
ASP250Elite

- ✓ 25 kg
- ✓ Low/medium tensile strength steel. 100 MPa
- ✓ Visual block of 28%
- ✓ 60 x 30 Oval rail
- ✓ Pre-galvanising of 55 grams per sqm



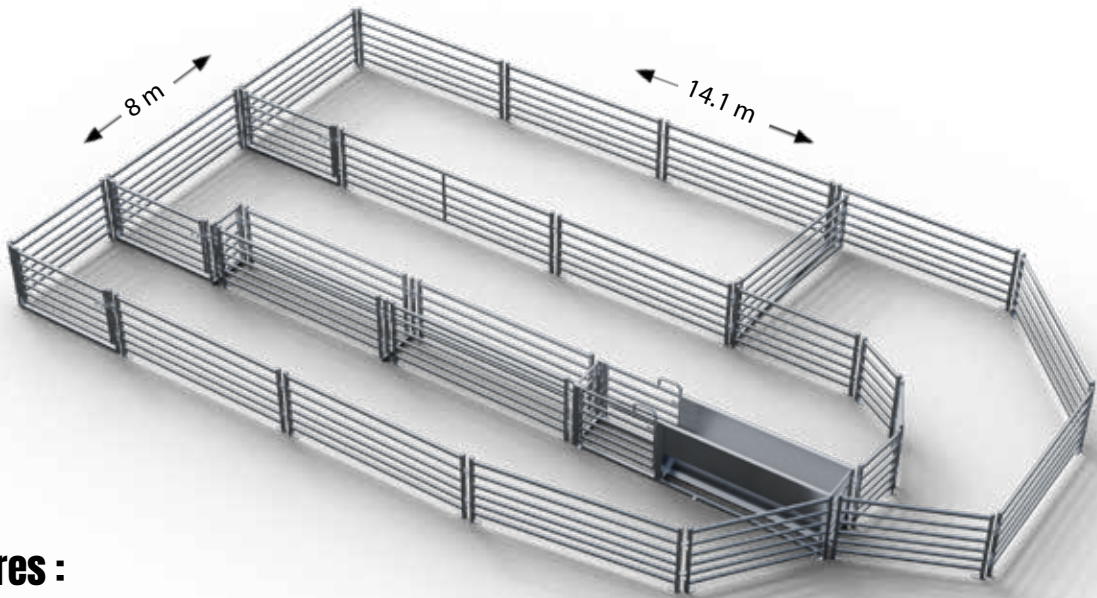
\$6,200
PACKAGE DEAL!








PRICES ARE RRP INC GST. *FREIGHT CHARGES APPLY.

**ARROWQUIP**

Drover's Yard


250 HEAD

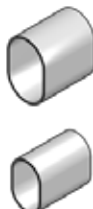
SEMI-PERMANENT**Yard Features :**

-  104 m² footprint
-  170 head working capacity (holds 260)
-  4 pens
-  1 person operation
-  Bugle yard design
-  Single drench race
-  Three way V draft module

With four pens, a bugle design that increases efficiency by enhancing animal flow, a two way draft and a single drench race, this design is an excellent small yard that is capable of easily managing up to 170 head.


MASTERProduct Code
ASP250Master

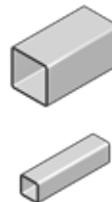
- ✓ 26 
- ✓ Medium to high tensile strength steel. 350-450 MPa
- ✓ Pre-galvanising of 200 grams per sqm
- ✓ Visual block of 31%
- ✓ Top rail 64x44
- ✓ 5 Lower rails 53x35
- ✓ Package includes spring-loaded gate latches on all internal gates



\$11,000
PACKAGE DEAL!


**PRO**Product Code
ASP250Pro


- ✓ 23 
- ✓ Medium to high tensile strength steel. 350-450 MPa
- ✓ Pre galvanising 200 grams per sqm
- ✓ Visual block of 18%
- ✓ Top rail 50x50
- ✓ 5 lower rails 25x25
- ✓ Package includes spring-loaded gate latches on all internal gates



\$9,400
PACKAGE DEAL!

**ELITE**Product Code
ASP250Elite

- ✓ 25 
- ✓ Low/medium tensile strength steel. 100 MPa
- ✓ Visual block of 28%
- ✓ 60 x 30 oval rail
- ✓ Pre-galvanising of 55 grams per sqm



\$7,000
PACKAGE DEAL!

PRICES ARE RRP INC GST. *FREIGHT CHARGES APPLY.

Contact us today : 1800 814 107

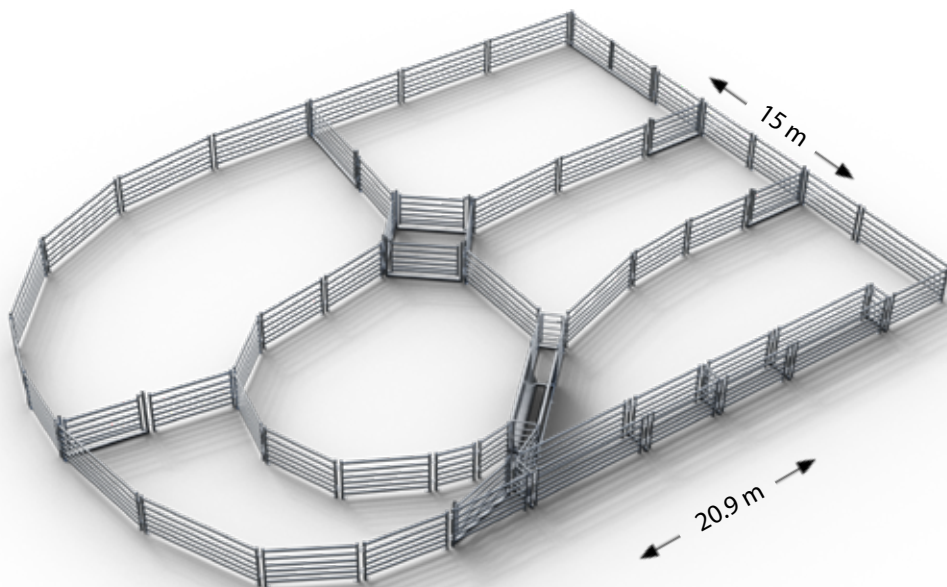
ARROWQUIP.COM.AU










ARROWQUIP

Grazier's Yard

710 HEAD




Yard Features :

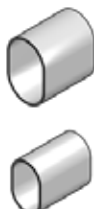
-  291 m² footprint
-  480 head working capacity (holds 725)
-  6 pens
-  1 person operation
-  Bugle yard design
-  Single drench race
-  Three way V draft module

The sheep yard of choice for graziers, this design incorporates a range of features designed to increase effectiveness and functionality. The bugle design increases efficiency by utilising natural animal behaviour to cause the animals to flow, and the yard's six pens, drench race and three way draft increase the versatility and ease-of-use for this yard.

MASTER

Product Code
ASP710Master

- ✓ 26  kg
- ✓ Medium to high tensile strength steel. 350-450 MPa
- ✓ Pre-galvanising of 200 grams per sqm
- ✓ Visual block of 31%
- ✓ Top rail 64x44
- ✓ 5 Lower rails 53x35
- ✓ Package includes spring-loaded gate latches on all internal gates




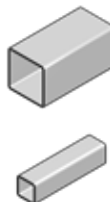
\$19,100
PACKAGE DEAL!



PRO

Product Code
ASP710Pro

- ✓ 23  kg
- ✓ Medium to high tensile strength steel. 350-450 MPa
- ✓ Pre galvanising 200 grams per sqm
- ✓ Visual block of 18%
- ✓ Top rail 50x50
- ✓ 5 lower rails 25x25
- ✓ Package includes spring-loaded gate latches on all internal gates




\$16,150
PACKAGE DEAL!



ELITE

Product Code
ASP710Elite

- ✓ 25  kg
- ✓ Low/medium tensile strength steel. 100 MPa
- ✓ Visual block of 28%
- ✓ 60 x 30 oval rail
- ✓ Pre-galvanising of 55 grams per sqm



\$12,100
PACKAGE DEAL!

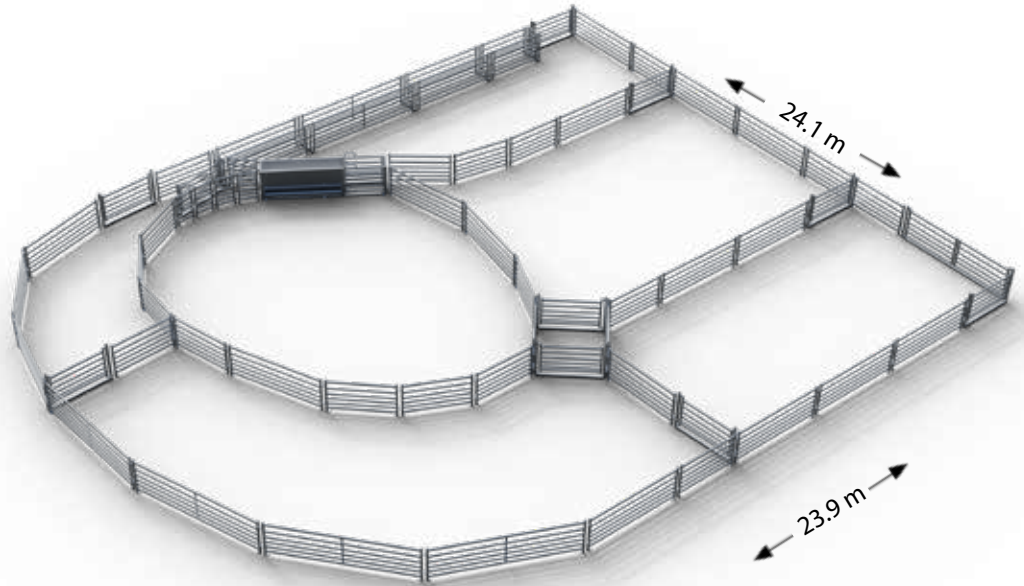
PRICES ARE RRP INC GST. *FREIGHT CHARGES APPLY.








We can help you with your new or existing yards

**ARROWQUIP**

Commercial Sheep Yard


1050 HEAD

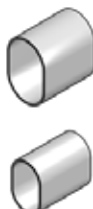
SEMI-PERMANENT**Yard Features :**

-  412 m² footprint
-  690 head working capacity (holds 1030)
-  6 pens
-  Bugle yard design
-  Flexible diamond pens
-  Single drench race
-  Three way V draft module

The commercial sheep yard, this yard is designed for efficiency and functionality. Starting with the overarching bugle design that utilises natural animal behaviour to guide the animals through the yard, and finishing with the combined functionality of the six pens, drench race, three way draft and diamond yard, this yard easily and efficiently manages up to 700 head.


MASTERProduct Code
ASP1050Master

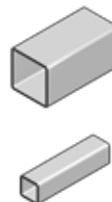
- ✓  26 kg
- ✓ Medium to high tensile strength steel. 350-450 MPa
- ✓ Pre-galvanising of 200 grams per sqm
- ✓ Visual block of 31%
- ✓ Top rail 64x44
- ✓ 5 Lower rails 53x35
- ✓ Package includes spring-loaded gate latches on all internal gates



\$22,800
PACKAGE DEAL!


**PRO**Product Code
ASP1050Pro


- ✓  23 kg
- ✓ Medium to high tensile strength steel. 350-450 MPa
- ✓ Pre galvanising 200 grams per sqm
- ✓ Visual block of 18%
- ✓ Top rail 50x50
- ✓ 5 lower rails 25x25
- ✓ Package includes spring-loaded gate latches on all internal gates



\$16,650
PACKAGE DEAL!

**ELITE**Product Code
ASP1050Elite

- ✓  25 kg
- ✓ Low/medium tensile strength steel. 100 MPa
- ✓ Visual block of 28%
- ✓ 60 x 30 oval rail
- ✓ Pre-galvanising of 55 grams per sqm



\$14,000
PACKAGE DEAL!

PRICES ARE RRP INC GST. *FREIGHT CHARGES APPLY.

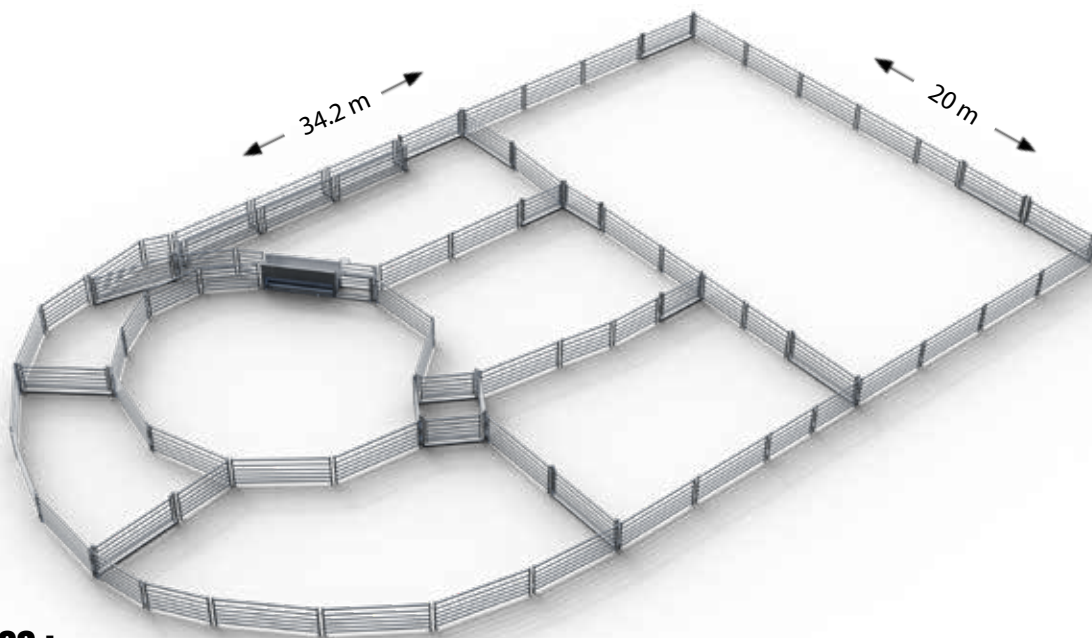
Contact us today : 1800 814 107

ARROWQUIP.COM.AU








ARROWQUIP

Processing Yard

1530 HEAD




Yard Features :

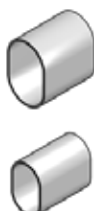
-  628 m² footprint
-  1050 head working capacity (holds 1570)
-  8 pens
-  Bugle yard design
-  Flexible diamond pens
-  Single drench race
-  Three way V draft module

The yard for efficient and easy processing, this design utilises a range of features and design principles to ensure effective stock management. The eight pens, flexible diamond yard and three way draft ensure functional management of up to 1100 head of sheep, while the bugle design ensures efficiency and smooth flow.

MASTER

Product Code
ASP1530Master

- ✓ 26  kg
- ✓ Medium to high tensile strength steel. 350-450 MPa
- ✓ Pre-galvanising of 200 grams per sqm
- ✓ Visual block of 31%
- ✓ Top rail 64x44
- ✓ 5 Lower rails 53x35
- ✓ Package includes spring-loaded gate latches on all internal gates




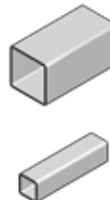
\$26,850
PACKAGE DEAL!



PRO

Product Code
ASP1530Pro

- ✓ 23  kg
- ✓ Medium to high tensile strength steel. 350-450 MPa
- ✓ Pre galvanising 200 grams per sqm
- ✓ Visual block of 18%
- ✓ Top rail 50x50
- ✓ 5 lower rails 25x25
- ✓ Package includes spring-loaded gate latches on all internal gates





\$20,500
PACKAGE DEAL!



ELITE

Product Code
ASP1530Elite

- ✓ 25  kg
- ✓ Low/medium tensile strength steel. 100 MPa
- ✓ Visual block of 28%
- ✓ 60 x 30 oval rail
- ✓ Pre-galvanising of 55 grams per sqm



\$15,000
PACKAGE DEAL!

PRICES ARE RRP INC GST. *FREIGHT CHARGES APPLY.



ARROWQUIP

CLIENT TESTIMONIAL

➤ **Improved Farmer Efficiency**

➤ **Sheep Yard - Claverton, NSW**

"What used to take 2 hours, now takes 30 minutes max!"

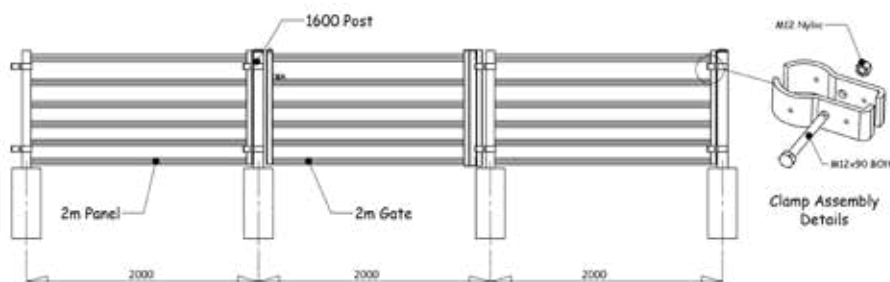


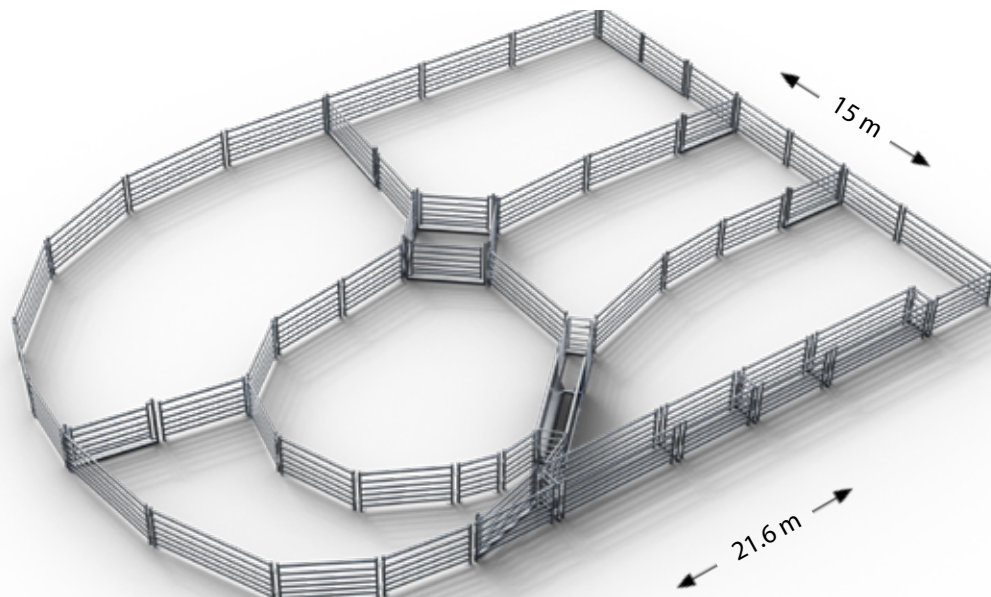
Contact us today : 1800 814 107 ARROWQUIP.COM.AU









PERMANENT SHEEP YARD



- Clamping system ensures quiet yards
- Permanent construction for stability and durability
- Round posts for anti-bruise
- Concreted into the ground
- Modular system



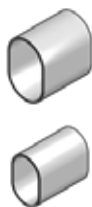
**ARROWQUIP***Grazier's Yard***710 HEAD****PERMANENT****Yard Features :**

-  289 m² footprint
-  480 head working capacity (holds 720)
-  6 pens
-  1 person operation
-  Bugle yard design
-  Flexible diamond pens
-  Single drench race
-  Three way V draft module

The sheep yard for graziers, this design is a simple yet effective and functional system that allows for easier stock management. The overall bugle yard shape is designed to cause animals to flow effortlessly forward, and ensures efficiency and ease-of-use when combined with the other features of the yard system.

MASTERProduct Code
ASP710PMaster

- ✓ **26 kg**
- ✓ Medium to high tensile strength steel. 350-450 MPa
- ✓ Pre galvanising of 200 grams per sqm
- ✓ Top rail 64x44
- ✓ 5 lower rails 53x35
- ✓ Package includes spring-loaded gate latches on all internal gates

**\$20,300**
PACKAGE DEAL!**PRO**Product Code
ASP710Pro

- ✓ **23 kg**
- ✓ Medium to high tensile strength. 350-450 MPa
- ✓ Pre galvanising 200 grams per sqm
- ✓ Visual block of 18%
- ✓ Top rail 53x35
- ✓ 5 lower rails 25NB pipe
- ✓ Package includes spring-loaded gate latches on all internal gates

**\$17,050**
PACKAGE DEAL!**INSTALLATION**

- Comprehensive site survey
- Installation of stockyards
- Concrete supplied for post holes
- Concrete pad area included for working area (6x3m)
- Conditions apply. Please contact Arrowquip for more information

STARTING FROM:
\$15,300

PRICES ARE RRP INC GST. *FREIGHT CHARGES APPLY.

Contact us today : 1800 814 107

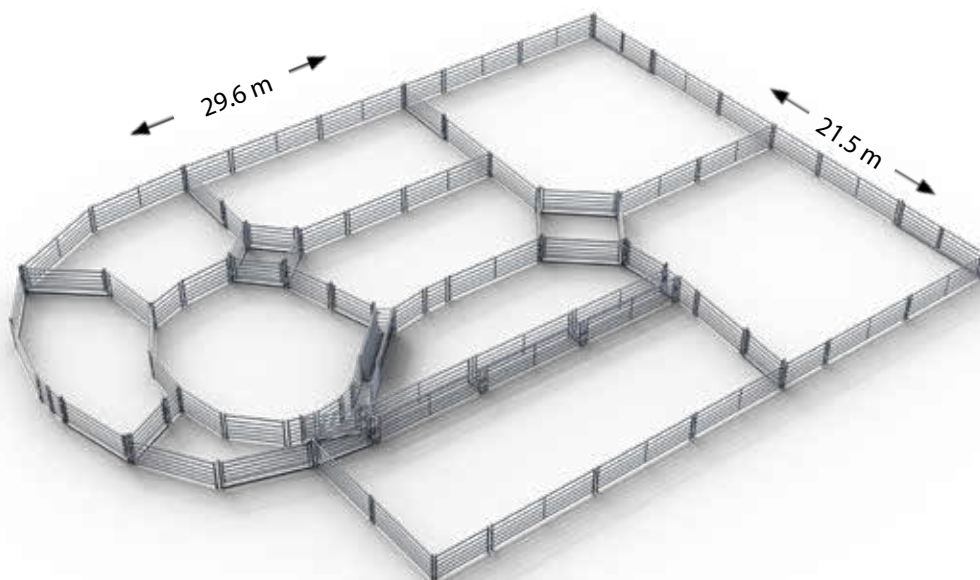
ARROWQUIP.COM.AU










ARROWQUIP

Shearer's Mate

1400 HEAD




Yard Features :

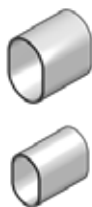
-  566 m² footprint
-  940 head working capacity (holds 1410)
-  9 pens
-  Bugle yard design
-  Flexible diamond pens
-  Single drench race
-  Three way V draft module

Multiple features combine to make this yard a great design that can efficiently manage up to 900 sheep with ease. The bugle design ensures smooth flow through the yard, and the nine pens, flexible diamond yards, three way draft and single drench race provide the functionality and versatility that you are looking for in a yard this size.

MASTER

Product Code
ASP1400PMaster

- ✓ 26  kg
- ✓ Medium to high tensile strength steel. 350-450 MPa
- ✓ Pre galvanising of 200 grams per sqm
- ✓ Top rail 64x44
- ✓ 5 lower rails 53x35
- ✓ Package includes spring-loaded gate latches on all internal gates




\$30,550
PACKAGE DEAL!



PRO

Product Code
ASP1400Pro

- ✓ 23  kg
- ✓ Medium to high tensile strength. 350-450 MPa
- ✓ Pre galvanising 200 grams per sqm
- ✓ Visual block of 18%
- ✓ Top rail 53x35
- ✓ 5 lower rails 25NB pipe
- ✓ Package includes spring-loaded gate latches on all internal gates



\$30,350
PACKAGE DEAL!



INSTALLATION

- Comprehensive site survey
- Installation of stockyards
- Concrete supplied for post holes
- Concrete pad area included for working area (crush)
- Conditions apply. Please contact Arrowquip for more information

STARTING FROM:
\$21,200


PRICES ARE RRP INC GST. *FREIGHT CHARGES APPLY.

ARROWQUIP








Dual Processing Yard

1900 HEAD

PERMANENT



Yard Features :

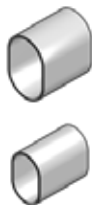
-  782 m² footprint
-  1300 head working capacity (holds 1950)
-  9 pens
-  Dual bugle yard design
-  Flexible diamond pens
-  Dual drench race
-  Three way V draft module

The dual processing yard increases efficiency and ease-of-use with its dual bugle layout and dual drench race. The nine pens, three way draft and diamond yards also serve to improve the versatility of the yard and make the management of your livestock easier.

MASTER

Product Code
ASP1900PMaster

- ✓ 26 kg
- ✓ Medium to high tensile strength steel. 350-450 MPa
- ✓ Pre galvanising of 200 grams per sqm
- ✓ Top rail 64x44
- ✓ 5 lower rails 53x35
- ✓ Package includes spring-loaded gate latches on all internal gates




\$37,800
PACKAGE DEAL!



PRO

Product Code
ASP1900Pro

- ✓ 23 kg
- ✓ Medium to high tensile strength. 350-450 MPa
- ✓ Pre galvanising 200 grams per sqm
- ✓ Visual block of 18%
- ✓ Top rail 53x35
- ✓ 5 lower rails 25NB pipe
- ✓ Package includes spring-loaded gate latches on all internal gates



\$36,200
PACKAGE DEAL!



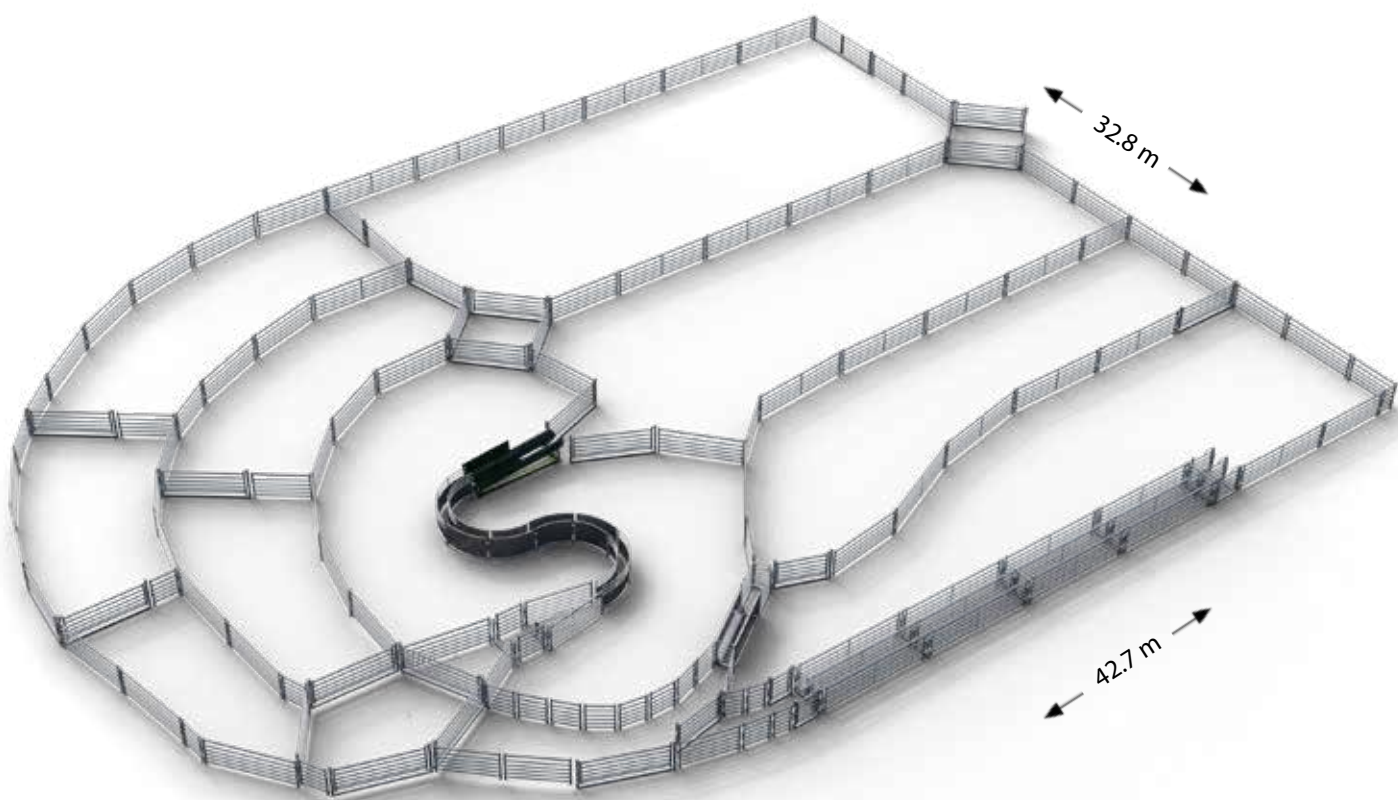
INSTALLATION

- Comprehensive site survey
- Installation of stockyards
- Concrete supplied for post holes
- Concrete pad area included for working area (6x3m)
- Conditions apply. Please contact Arrowquip for more information


STARTING FROM:
\$26,000

PRICES ARE RRP INC GST. *FREIGHT CHARGES APPLY.

Contact us today : 1800 814 107 ARROWQUIP.COM.AU










ARROWQUIP
Woolbroker's Classic Yard
2500 HEAD


The dual bugle design of this sheep yard increases efficiency by improving the flow of animals and by making it easier to guide them through the yard system. The curved race and three way draft system at the centre of this yard allow for easy and efficient sheep handling and sorting. The effectiveness of this yard is due to the dual drench, three way draft race) and the system's twelve pens.




We can help you with your new or existing yards

**ARROWQUIP***Woolbroker's Classic Yard***2500 HEAD****PERMANENT****Yard Features :**

-  1166 m² footprint
-  1950 head working capacity (holds 2900)
-  9 pens
-  Dual bugle yard design
-  Curved race
-  Flexible diamond pens
-  Dual drench race
-  Three way V draft module


Ask about our loading ramp optionsProduct Code
SLR35A

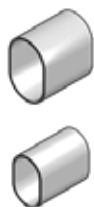
- 3.5 m adjustable sheep ramp (as shown)
- Loading ramp options available up to 8 meters long
- Mobile options available


Oblique lane twin leadup raceProduct Code
VEX2L

- Dual race for easy stock flow
- Swinging gate to sort into single file
- Width adjustment at each race bow
- 7.2 m long

MASTERProduct Code
ASP2500PMaster

- ✓ 26 
- ✓ Medium to high tensile strength steel. 350-450 MPa
- ✓ Pre galvanising of 200 grams per sqm
- ✓ Top rail 64x44
- ✓ 5 lower rails 53x35
- ✓ Package includes spring-loaded gate latches on all internal gates

**\$63,100**
PACKAGE DEAL!**PRO**Product Code
ASP2500Pro

- ✓ 23 
- ✓ Medium to high tensile strength. 350-450 MPa
- ✓ Pre galvanising 200 grams per sqm
- ✓ Visual block of 18%
- ✓ Top rail 53x35
- ✓ 5 lower rails 25NB pipe
- ✓ Package includes spring-loaded gate latches on all internal gates

**\$59,050**
PACKAGE DEAL!**INSTALLATION**

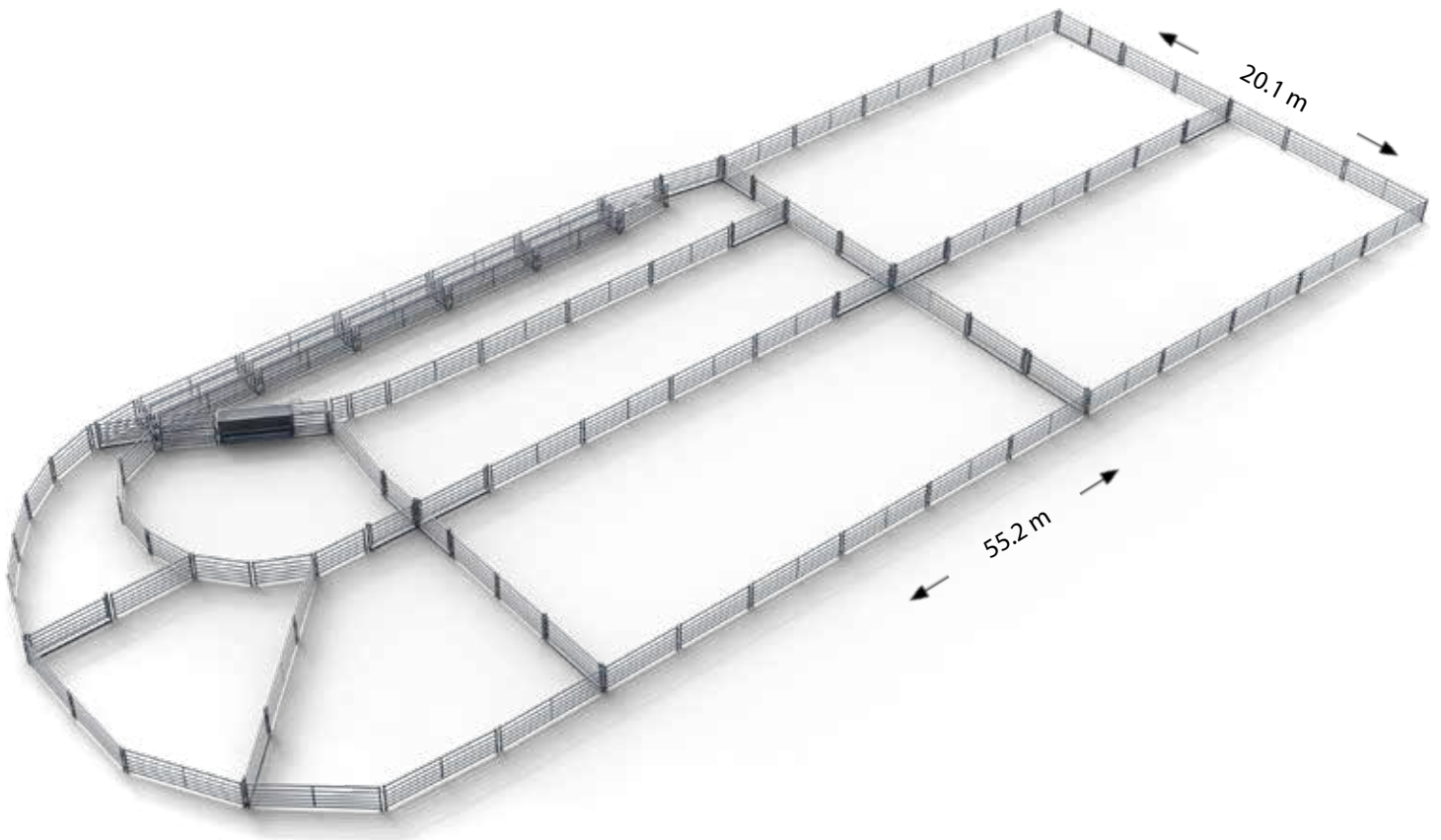
- Comprehensive site survey
- Installation of stockyards
- Concrete supplied for post holes
- Concrete pad area included for working area (6x3m)
- Conditions apply. Please contact Arrowquip for more information

STARTING FROM:
\$35,900

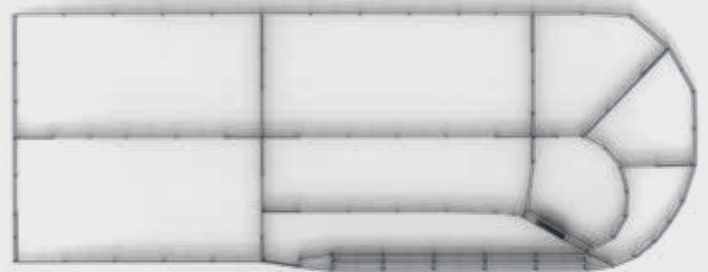
PRICES ARE RRP INC GST. *FREIGHT CHARGES APPLY.

Contact us today : 1800 814 107**ARROWQUIP.COM.AU**

ARROWQUIP
The Pastoral Package
2700 HEAD



A simple yet effective design, this yard efficiently manages up to 1800 sheep with ease. The bugle layout optimises flow by tapping into natural animal behaviour, and the dual drench race, three way draft and nine pens enhance functionality, making this a great yard to suit easy management of larger numbers of animals.



We can help you with your new or existing yards







ARROWQUIP

The Pastoral Package

2700 HEAD

PERMANENT

Yard Features :

-  1100 m² footprint
-  1825 head working capacity (holds 2750)
-  13 pens
-  Bugle yard design
-  Dual drench race
-  Three way V draft module


Ask about our loading ramp options



Product Code
SLR35A

- 3.5 m adjustable sheep ramp (as shown)
- Loading ramp options available up to 8 metres long
- Mobile options available

Upgrade to adjustable V sheep drafting race



Product Code
DMASTG

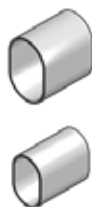
- Adjustable V race
- Tumble & swing gates
- 1075 mm draft gates
- Removable draft gates for positioning handler at end of the race

Upgrade to new adjustable draft module for \$600 incl. GST

MASTER

Product Code
ASP2700PMaster

- ✓ 26 kg
- ✓ Medium to high tensile strength steel. 350-450 MPa
- ✓ Pre galvanising of 200 grams per sqm
- ✓ Top rail 64x44
- ✓ 5 lower rails 53x35
- ✓ Package includes spring-loaded gate latches on all internal gates



\$46,900
PACKAGE DEAL!



PRO

Product Code
ASP2700Pro

- ✓ 23 kg
- ✓ Medium to high tensile strength. 350-450 MPa
- ✓ Pre galvanising 200 grams per sqm
- ✓ Visual block of 18%
- ✓ Top rail 53x35
- ✓ 5 lower rails 25NB pipe
- ✓ Package includes spring-loaded gate latches on all internal gates



\$42,250
PACKAGE DEAL!



INSTALLATION

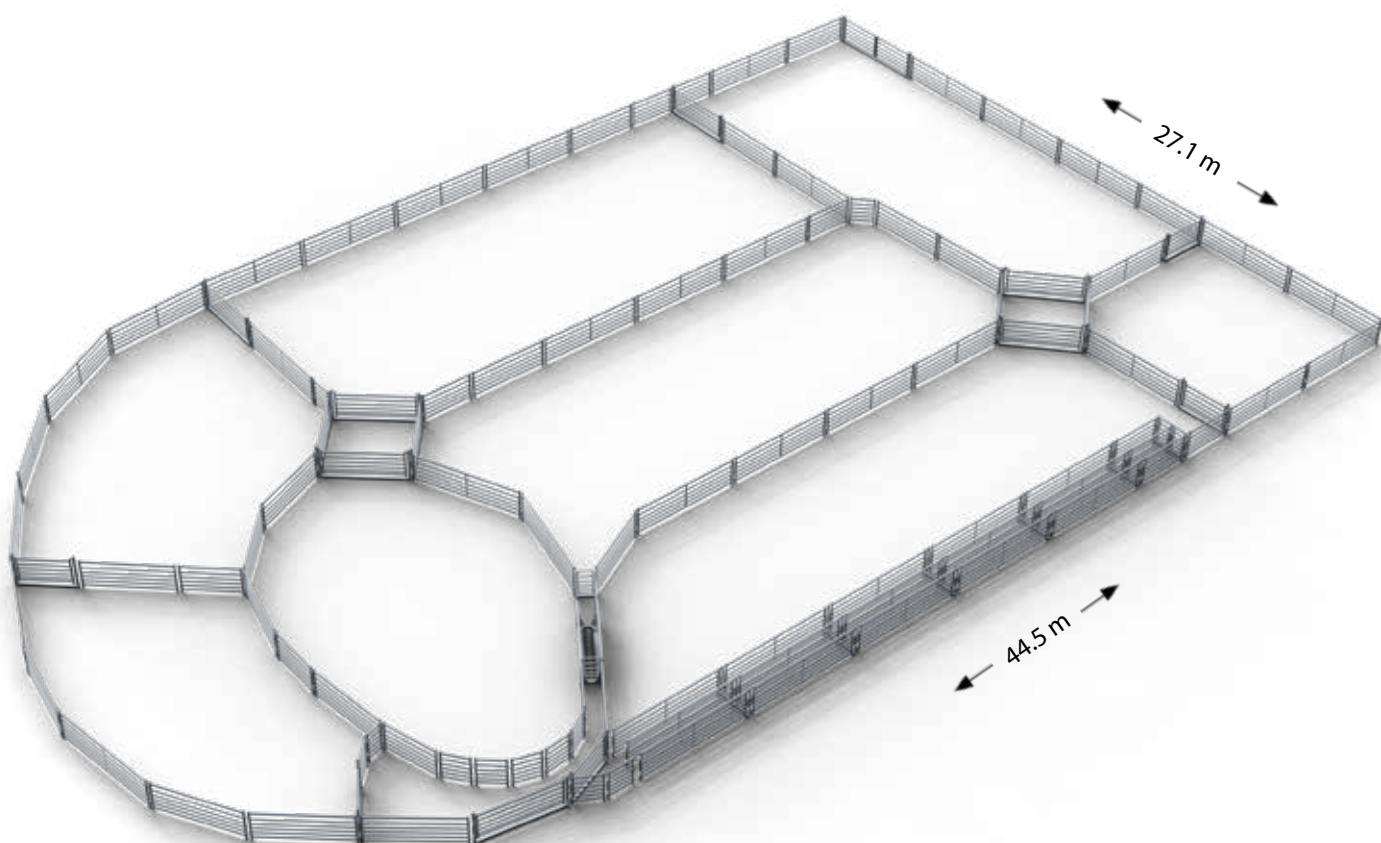
- Comprehensive site survey
- Installation of stockyards
- Concrete supplied for post holes
- Concrete pad area included for working area (6x3m)
- Conditions apply. Please contact Arrowquip for more information

STARTING FROM:
\$28,800

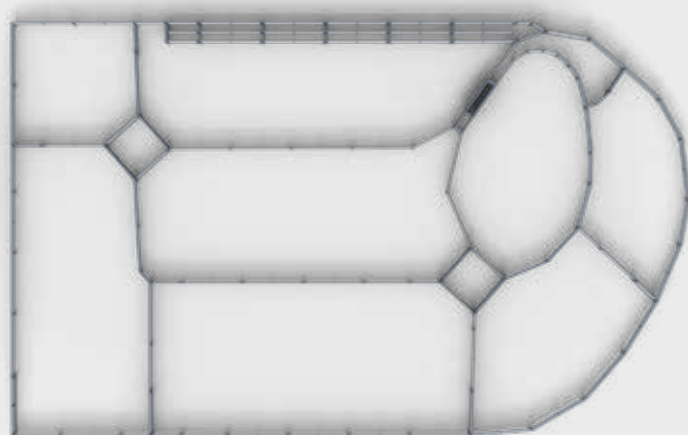
PRICES ARE RRP INC GST. *FREIGHT CHARGES APPLY.

Contact us today : 1800 814 107 ARROWQUIP.COM.AU

ARROWQUIP
The Breeder's Choice
2800 HEAD



The sheep yard choice for breeders, this yard is well-designed, efficient and functional. The overarching design element is the bugle layout that uses natural animal behaviour to ensure the sheep will flow smoothly through the whole system. This layout of nine pens, when combined with the flexible diamond yards, three way draft and dual drench race, ensure ease-of-use and versatility when managing animals.



We can help you with your new or existing yards








ARROWQUIP

The Breeder's Choice

2800 HEAD

PERMANENT

Yard Features :

-  1150 m² footprint
-  1900 head working capacity (holds 2850)
-  9 pens
-  Bugle yard design
-  Flexible diamond pens
-  Dual drench race
-  Three way V draft module


Ask about our loading ramp options



Product Code
SLR35A

- 3.5 m adjustable sheep ramp (as shown)
- Loading ramp options available up to 8 metres long
- Mobile options available

Upgrade to adjustable V sheep drafting



Product Code
DMASTG

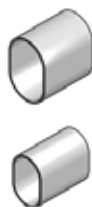
- Adjustable V race
- Tumble & swing gates
- 1075 mm draft gates
- Removable draft gates for positioning handler at end of the race

Upgrade to new adjustable draft module for \$600 incl. GST

MASTER

Product Code
ASP2800PMaster

- ✓ 26 kg
- ✓ Medium to high tensile strength steel. 350-450 MPa
- ✓ Pre galvanising of 200 grams per sqm
- ✓ Top rail 64x44
- ✓ 5 lower rails 53x35
- ✓ Package includes spring-loaded gate latches on all internal gates



\$42,300
PACKAGE DEAL!



PRO

Product Code
ASP2800Pro

- ✓ 23 kg
- ✓ Medium to high tensile strength. 350-450 MPa
- ✓ Pre galvanising 200 grams per sqm
- ✓ Visual block of 18%
- ✓ Top rail 53x35
- ✓ 5 lower rails 25NB pipe
- ✓ Package includes spring-loaded gate latches on all internal gates



\$38,050
PACKAGE DEAL!



INSTALLATION


- Comprehensive site survey
- Installation of stockyards
- Concrete supplied for post holes
- Concrete pad area included for working area (6x3m)
- Conditions apply. Please contact Arrowquip for more information

STARTING FROM:
\$29,200

PRICES ARE RRP INC GST. *FREIGHT CHARGES APPLY.

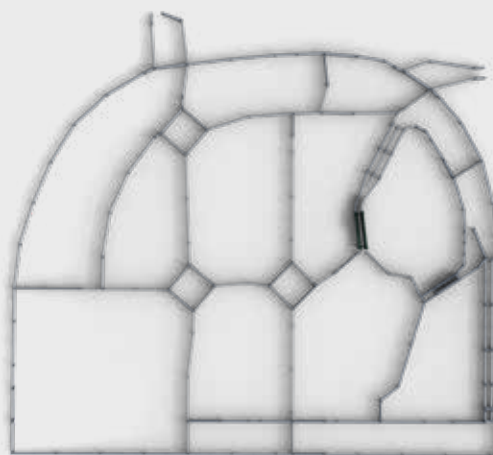
Contact us today : 1800 814 107

ARROWQUIP.COM.AU

**ARROWQUIP***The Ultimate Processing Yard***3400 HEAD**

This yard is designed for functionality and versatility, making it the ultimate processing yard to suit your needs. With dual drench races, a three way draft and multiple diamond yards between pens, this yard is an efficient and effective solution for easier stock management.

System does not include the V-Express



We can help you with your new or existing yards

**ARROWQUIP***The Ultimate Processing Yard***3400 HEAD****PERMANENT****Yard Features :**1371 m² footprint

2250 head working capacity (holds 3420)



15 pens



Bugle yard design



Flexible diamond pens




Dual drench race




Three way V draft module

180 degree curved race

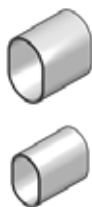

- 180 degree curved race
- Hock bars included to stop sheep from backing up
- 3/4 sheeting for the first two panels to draw sheep into the race

Product Code
180CR**Oblique lane twin leadup race**

- Dual race for easy stock flow
- Swinging gate to sort into single file
- Width adjustment at each race bow
- 7.2 m long

Product Code
VEX2L**MASTER**Product Code
ASP2200PMaster✓ 26 

- ✓ Medium to high tensile strength steel. 350-450 MPa
- ✓ Pre galvanising of 200 grams per sqm
- ✓ Top rail 64x44
- ✓ 5 lower rails 53x35
- ✓ Package includes spring-loaded gate latches on all internal gates

**\$68,250**
PACKAGE DEAL!**PRO**Product Code
ASP2200Pro✓ 23 

- ✓ Medium to high tensile strength. 350-450 MPa
- ✓ Pre galvanising 200 grams per sqm
- ✓ Visual block of 18%
- ✓ Top rail 53x35
- ✓ 5 lower rails 25NB pipe
- ✓ Package includes spring-loaded gate latches on all internal gates

**\$64,250**
PACKAGE DEAL!**INSTALLATION**

- Comprehensive site survey
- Installation of stockyards
- Concrete supplied for post holes
- Concrete pad area included for working area (6x3m)
- Conditions apply. Please contact Arrowquip for more information

STARTING FROM:
\$42,900

PRICES ARE RRP INC GST. *FREIGHT CHARGES APPLY.

Contact us today : 1800 814 107**ARROWQUIP.COM.AU**



ARROWQUIP

Sheep

DRAFT MODULE OPTIONS

V DRAFT MODULE

- ✓ One piece modular section for safety and strength
- ✓ The V-shaped sheeted sides reduce baulking and sheep turning around
- ✓ Silent smooth action hinges with nylon bushes
- ✓ Large 1200mm long gates with 59mm x 30mm rails
- ✓ Large safety handles to save your hands from injury
- ✓ Lugs each end to connect panels/gates
- ✓ 6 hold down points hold the semi-permanent V draft module in position
- ✓ Large 100 x 50mm posts give the V draft module a strong frame



The V-Shaped sheeted sides restrict sideways movement, keeping the animals facing in one direction and single file.



The high-flow 3 way V Draft Module has large 1200mm gates for easy flow, which eliminates the need to block with your knees.



The V-shaped sheeted sides eliminate double-ups by restricting the area into the draft module.

NEW ADJUSTABLE DRAFT MODULE

Upgrade your draft module to an adjustable for only \$486 incl. GST

- ✓ The adjustable V draft module can be narrowed or widened at the base giving you control of the flow of sheep
- ✓ The V-shaped sheeted sides reduces baulking
- ✓ Adjusted by pin
- ✓ Lift and swing gates
- ✓ Large safety handles to save your hands from injury
- ✓ Removable draft gates so that you can attach your own handler/scanner to the end of the V section



We can help you with your new or existing yards



ARROWQUIP

SHEEP LOADING RAMPS



Product Code
SLR35



SHEEP LOADING RAMP 3.5M

- ✓ 3.5m loading ramp
- ✓ 600mm side sheeting so sheep can't slip a leg out the side and cause injury
- ✓ Ask about adding a level extension for easier loading and loading



Product Code
SLR8
SW8



SHEEP LOADING RAMP 8M ADJUSTABLE

- ✓ 8m loading ramp with walkway
- ✓ 550mm wide, 900 width available
- ✓ Adjustable from 1st to 4th deck
- ✓ Hand winch



The side walk needs to be specified if it is to be on the truck drivers side or the passengers side. (Based on looking from the bottom of the ramp up).

Contact us today : 1800 814 107 ARROWQUIP.COM.AU

ARROWQUIP *Sheep* **V-EXPRESS**

The V-Express is a portable sheep handler that features hydraulic belts on either side that move the sheep along in single file, enabling the producer or contractor to mouth, drench, vaccinate, tag and backline before tipping them on their backs to crutch, scan or trim their feet.

FEATURES:

- ✓ Minimises risk to handler due to reduced bending, lifting and struggling with animals.
- ✓ Fully adjustable to suit different sized animals.
- ✓ Foot control with adjustable speed and lock-on feature. Push down to advance, up to reverse.
- ✓ Operate from any point on either side of unit.
- ✓ Compatible with other Arrow sheep handling equipment for hassle-free yard integration.
- ✓ Easily roll animals by working with the motion of the belts. Simply hold the top of the animal as the unit moves lower half forward.



\$16,995 incl.GST Includes handler, power pack and hoses

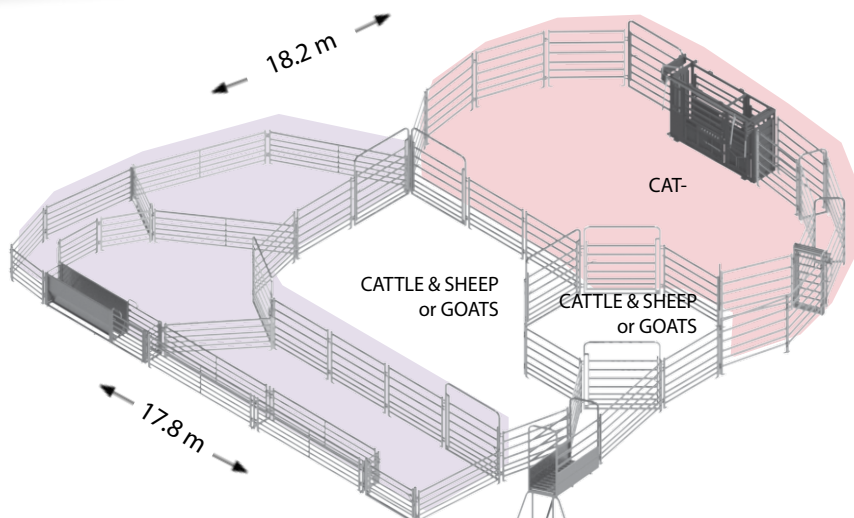
PRICES ARE RRP INC GST. *FREIGHT CHARGES APPLY.



72 We can help you with your new or existing yards

ARROWQUIP Dual Purpose Yard COMBO YARD WITH COW CATCHER

Easy Turnkey Yard Solution



AVAILABLE OPTIONS

COMBO PANELS

Australian made, first grade, high tensile galvanised steel

SHEEP & CATTLE PANELS C-Line with Ag sheeting for combo purposes

Combo panels are used primarily for cattle/sheep combinations but are also great for goats, alpacas, and any combination of animals that need the security of both height and narrow rails. CODE: AFQ50-450



Cow Catcher 47 Series

All packages come with Cow Catcher 47 Series Vet Crush.

Upgrade your crush on page 21.

Crush Product Code CWC4700


* Head holder is optional and not included in the price of the crush, but can be easily purchased with the package.

PRO

Product Code
AFQ50/450PRO



- ✓ 39 kg
- ✓ Medium to high tensile strength steel. 350-450 MPa
- ✓ 66x44 oval rail
- ✓ Visual block of 22%
- ✓ DuraGal pre-galvanising of 200 grams per sqm



\$22,450 PACKAGE DEAL!

ELITE

Product Code
AFQ50/450ELITE

- ✓ 25 kg
- ✓ 60x30 oval rail
- ✓ Low/medium tensile strength steel. 100 MPa
- ✓ Visual block of 20%
- ✓ Pre-galvanising of 50 grams per sqm



➤ We also supply AgBelt to sheet sheep and cattle zones.


\$18,720 PACKAGE DEAL!

PRICES ARE RRP INC GST. *FREIGHT CHARGES APPLY.

Contact us today : 1800 814 107 ARROWQUIP.COM.AU


**ARROWQUIP***16 Meter Training Yard*


HORSE ROUND YARD



MASTER


Product Code
HRY23Master

- ✓ 61 
- ✓ Medium to high tensile strength steel. 350-450 MPa
- ✓ 115x42 oval rail
- ✓ Visual block of 39%
- ✓ DuraGal pre-galvanising of 200 grams per sqm
- ✓ Package includes spring-loaded gate latches on all internal gates

**\$7,750**
PACKAGE DEAL!

PRO


Product Code
HRY23Pro


- ✓ 39 
- ✓ Medium to high tensile strength steel. 350-450 MPa
- ✓ 66x44 oval rail
- ✓ Visual block of 22%
- ✓ DuraGal pre-galvanising of 200 grams per sqm
- ✓ Package includes spring-loaded gate latches on all internal gates

**\$5,714**
PACKAGE DEAL!

ELITE

Product Code
HRY23Elite

- ✓ 25 
- ✓ 60x30 oval rail
- ✓ Low/medium tensile strength steel. 100 MPa
- ✓ Visual block of 20%
- ✓ Pre-galvanising of 50 grams per sqm

**\$3,196**
PACKAGE DEAL!

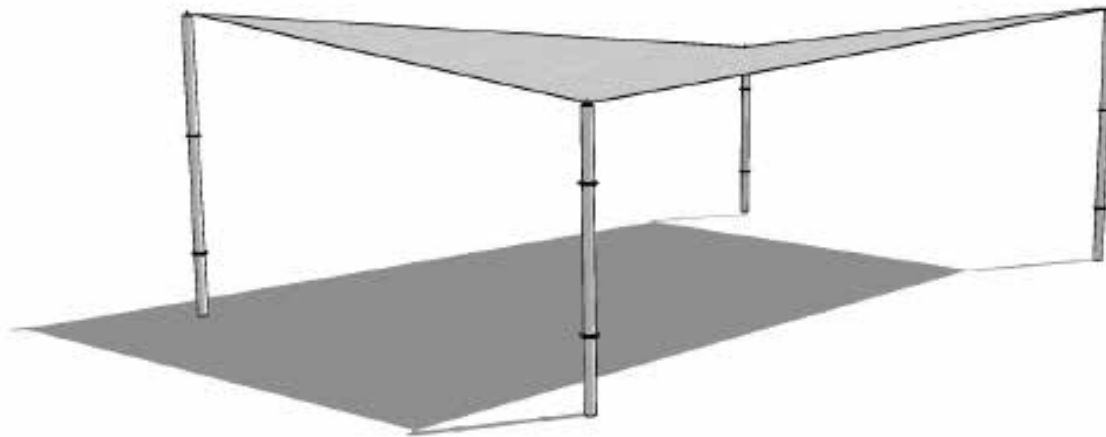
PRICES ARE RRP INC GST. *FREIGHT CHARGES APPLY.



ARROWQUIP

SHADE OPTIONS

Shade Sail Kit - 10x10m



Shade Sail Kit - 10x20m



Benefits of shade

Single 10x10m

Product Code
SSK1010

- ✓ 2 x 6m Posts, 2 x 5.5m Posts
- ✓ Shade Sail & Straps
- ✓ Tensioning Hardware & Bolts

\$7,307
PACKAGE DEAL!

Double 10x20m

Product Code
SSK1020

- ✓ 3 x 6m Posts, 3 x 5.5m Posts
- ✓ Shade Sail & Straps
- ✓ Tensioning Hardware & Bolts

\$11,630
PACKAGE DEAL!

PRICES ARE RRP INC GST. *FREIGHT CHARGES APPLY.

Contact us today : 1800 814 107 ARROWQUIP.COM.AU



ARROWQUIP

RECENT PROJECTS



Left to right top: AFQ55 Cobargo NSW, AFQ100 Culcairn NSW

Left to right bottom: AFQ140 Beef Buddy yard Quamma NSW, AFQ195 Maleny Qld



ARROWQUIP

RECENT PROJECTS



Left to right top: S-flow cattle yard Holbrook NSW, AFQ220 Yepoon Qld

Left to right bottom: AFQ360 Cobargo NSW, AFQ400 Goondiwindi Qld

Contact us today : 1800 814 107 [ARROWQUIP.COM.AU](https://arrowquip.com.au)



ARROWQUIP

RECENT PROJECTS



Left to right top: ASP1400 Goroke Vic, ASP1450 Bethungra NSW

Left to right bottom: Custom sheep buddy design NSW, ASP4000 sheep yards Bothwell Tas



ARROWQUIP

RECENT PROJECTS



Left to right top: ASP1900 Coreen NSW, ASP2000 Cowra NSW

Left to right bottom: Sundown Pastoral Co NSW, Sheep Yards Deniliquin NSW

Contact us today : 1800 814 107 [ARROWQUIP.COM.AU](https://www.arrowquip.com.au)



ARROWQUIP