

SA Hedgehogs Breeders Association`s Colour Chart



Revision : SAHBA02/2023

Introduction to Colour Chart

This is the second edition of this colour chart. The colour chart was compiled by the **South Africa`s Hedgehogs Breeders Association**, based on existing colour charts from other world wide organisations. It is compiled in such a way that the first time owner can also understand the complexity of colour mutations, easy to read, easy to understand. Photo contributors mostly came from members of the Association, making this Colour Chart local and authentic. All hedgehogs featuring in this colour chart are from South Africa, and most likely are registered on our website!

This means their owners can be tracked and proof of hedgehogs colours can be verified. There are tens of colour charts on the internet available , yet, the hogs are often from unknown sources. We love to honor the hedgehogs by providing names, and give credits to the breeder who bred the amazing animal!

You might notice that some of the colours featuring in other countries colour charts does not appear in this one. We left those colours out, as they are not yet available in South Africa. As new colour mutations appear those are added and chart gets to be reviewed.

Standard: Standard is the original colour of African Pygmy hedgehogs. Their base colour. Sometimes called **Salt & Pepper** or **Dark Grey**, but best described as Standard, as it is what it is, a standard colour. Babies less than 6 weeks can very much look like blacks. Breeders easily misidentify Standard coloured babies for black, while it is actually then a standard carrying for black. Standard hedgehog babies will typically from the age of 9 weeks start loosing their deep black colour and it fades out.

AWK Mona Lilly- Awesome Krimpvarkies



Short Description:

Eyes: Black

Nose: Dark grey to black

Mask: Medium to dark grey

Spines: Black, banded with brown

Skin: Grey to black. Mottling will appear on legs, belly

Black: Black is caused by eumelanin pigmentation that causes skin and quills to be dark. This is a dominant genetic trait. The dominant black eumelanin began as neurological signal, that is sent to the pituitary gland that releases a hormone who communicates with the Agouti gene, and the end-result is a very dark or black hedgehog. Black hedgehog babies will keep their dark colours after the age of 9 weeks old. That helps determine if a hoglet is a black or a Standard.

Hedgehog Haven- HHN Pavarotti ELLA`s-



Short Description:

Eyes: Black

Nose: Black

Mask: Black- light to dark black

Spines: Black- banding are translucent tips that appear white

Skin: Black – mottling will appear on belly and legs

Grey: Grey is a diluted or faded form of the darker colour, Standard. Grey colours come`s in different hues / shades of grey. To make it easier to identify, we split the colour Grey into Grey and Light Grey. Remember, the colour “Dark Grey” is in fact a Standard.

AWK Samurix Spike Awesome Krimpvarkies



Short Description:

Eyes: Black

Nose: Dark grey to black

Mask: Light grey or light brown grey

Spines: Dark brown to grey banded with white

Skin: Light to medium grey, slight mottling will be present.

Light Grey: Light Grey , also called **Slate Blue**. As they age, they can become more brown.

Short Description:

Eyes: Black

Nose: Medium brown to grey

Mask: Light brown or light grey

Spines: Banding is white with average medium grey quills

Skin: Liver to light grey, mottling may appear.

HHN- Rusty- Hedgehog Haven - owner L Reyneke



Chocolate: This can be described as a warm brown colour, hedgehogs colour continues to develop up until one year of age.

Photo : AWK Xena- Awesome Krimpvarkies



Short Description:

Eyes: Black

Nose: Dark warm brown to black

Mask: Dark warm brown

Spines: Dark brown to black

Skin: Dark brown to black , mottling may appear

Lilac: Lilac can be mistaken for Chocolate as well, but babies can be easily identified. Lilac babies look like Chocolate, while real chocolates take longer to develop. This is basically a colour combined from a darker colour (melanistic) and a dilute. Lilac can come across with different subtle shades. Other than Chocolate, Lilacs will become lighter and greyer as they age.

Short Description:

Eyes: Black, may have a red dot in the middle of the eye

Nose: Cool-toned dark brown

Mask: Light to medium brown

Spines: Dark brown to black

Skin: Pink to medium liver colour

Lilac - JHT Griet



Jean`s Hedgehogs and Tenrecs

Lilac Pinto- ELLA`s Frankie



Brown: Brown colours comes in different shades of brown. To make it easier for first timers, we have separate brown into 4 easily recognisable colours.

Dark Brown: This is the darkest form of brown you can get. A very rich brown colour. As the hedgehog age, it might fade out to a lighter shade of brown.

HHN – Bandit- Hedgehog Haven



Short Description:

Eyes: Black

Nose: Dark brown / liver

Mask: Deepest form of brown, near black

Spines: Deep brown banded by creamy white

Skin: Dark brown to grey, mottling will be present

Medium Brown: This is a regular brown, in South Africa, a very common colour, not rare at all. Brown is basically a dilute from black.

AWK Otjie- Awesome Krimpvarkies



Short Description:

Eyes: Black

Nose: Medium to dark brown / liver

Mask: Light to medium dark brown

Spines: White, banded by medium brown colour

Skin: Nude to dark brown – mottling can appear

Light Brown: Banding on this colour's quills is average-wide and give the hedgehog a "oaky" appearance.

FSV – Fanie se Varkies



Short Description:

Eyes: Black, can have a red dot in the eyes that makes it appear dark ruby.

Nose: Light brown / light liver

Mask: Light medium brown

Spines: Light brown / oak brown colour

Skin: Nude to light brown, may have mottling

Pale Brown / Brown dilute: This is the lightest shade of brown you can get. Very creamy brown colour. Banding average wide as well.

FSV- Fanie se Varkies



Short Description:

Eyes: Black

Nose: Light brown


Mask: Tan or very pale brown

Spines: Tan colour or very pale brown

Skin: Nude, can be white, if mottling is present it will be tan or pale brown.

Cinnamon: Cinnamons have an brown-orange appearance. This colour can also come in different shades, but very subtle shades. For those reasons we don't have a "dark or light" cinnamon.

AWK – Bella Awesome Krimpvarkies



Short Description:

Eyes: Black, very rare cases red.

Nose: Pink

Mask: Light to orange brown

Spines: White banded with light cinnamon brown

Skin: Pink to light liver

Cinnicot: These orange looking colours are basically what happens when the baby inherits genes from both parents. Also, a form of a brown dilute with a red eye dilute. Within Cinnicots are two colours, Ruby eyed Cinnicot and Black Eye Cinnicot. The only difference between the two are the colour of the eyes. The name cinnicot might be of the result of combining the words cinnamons and apricot, as Cinnicots appearance looks like a mixture of a cinnamon and an apricot.

Ruby Eyed Cinnicot (Pink eye dilute)

AWK Choppy



Black Eyed Cinnicot

HHN-Dumbledore –Hedgehog Haven



Short Description:

Eyes: Dark Ruby red / Black

Nose: Pink to liver

Mask: Light liver – mostly fades out

Spines: Cream, banded with medium orange brown, equally orange and brown.

Skin: Pink to light liver

Apricot: Pale orange colour with average banding, most often lighter than the cinnicot

FSV- Fanie se Varkies



Short Description:

Eyes: Red

Nose: Pink to light liver

Mask: Light beige / orange

Spines: White , banded with pale orange

Skin: Pink to very light liver, mostly pink

Pale Apricot / Blonde: This is colour is a very pale creamy colour with apricot banding

FSV – Fanie se Varkies



Short Description:

Eyes: Red

Nose: Pink

Mask: Light beige

Spines: Light beige- beige / blonde

Skin: Pink

Albino: Although Albino made it to the colour chart, it is actually not a colour. Albinism is a skin condition when the animals real colour are suppressed by the lack of pigmentation. Meaning an albino can be in fact a grey or brown, or any colour, but the true colour does not show. For this reason, many amateur breeders are surprised when they breed with albinos and the some of the babies colours are different from the parents colours. This “colour” is also genetically carried over.

AWK Penelope- Awesome Krimpvarkies



Short Description:

Eyes: Very bright, translucent red

Nose: Pink

Mask: Pink

Spines: Creamy white to brilliant white

Skin: Pink

Silver/ Snowflake: This is when a hedgehog colour`s fades or turns white (greys out) after several weeks of age- normally from week 9 on. Born dark and then silvering out happens. It is a rapid form of greying, although, with some hedgehogs the process can be slower. It creates the image if the hedgehog was dusted with snow. **Silvers or Snowflakes can have any base colour such as Grey, Brown, Chocolate etc.** The silver mutation is also dominant.

AWK Asterix- Silver Grey



Short Description:

Eyes: Black

Nose: Depending on base colour

Mask: Depending on base colour

Spines: Depending on base colour

Skin: Depending on base colour

Roan: This is when babies are born white and change into colours in the weeks to follow, after birth. This mutation can only be confirmed when the babies are 2 – 4 weeks of age. A hoglet from one of our breeders, only developed colours at 14 days of age. Normal hedgehog babies are born colourless and changed into colours within hours to a few short days. The development of a roan's colour is much slower. This is a whitening pattern coat colour trait. It mostly affects the body, with white and coloured quills mixed evenly. In other animals it will be hair, with hedgehogs it is the quills. Mixed evenly mean one quill are white and the next are coloured. **Roans can be any base colour, such as grey, brown, cinnamon, chocolate, apricot, cinnamon.** Since very few breeders are aware of this mutation, we can only confirm off one roan in South Africa

FSV- Smokey – (Chocolate Snowflake)

As a baby

As an adult.



Body Patterns: Body / coat patterns does not determine the colour. It is more on how the base colour are displayed on the hedgehog`s body.

Pinto`s: This body pattern is a mutation called Piebaldism. Certain areas of the body had a lack of colour. It creates white patches on the skin, causing hedgehogs to have coloured and white areas across their bodies. This results into facial markings such as Splitface, Blaze Face, Splitnose, Snipnose, Eyeliner etc. Pinto comes in all the colours such as Black, Grey, Brown, Chocolate, Cinnamon, Cinnicot. Pinto`s also can be divided into 4 more classes such as Low Pinto, Medium Pinto and High Pinto and Full Reversed Pinto.


Low Pinto: This is when a hedgehog has a white patch that is 10-15% of the body.

AWK-Cleopatra-AZL -Gloreen Karsten



Medium Pinto: This is when colour and white patches are more evenly spread over the body (35%-45%)

FSV- Phantom- Fanie Se Varkies



AWK- Krummel



High Pinto: This is when the hedgehog is mostly white over the body with only one or two-coloured patches (65% and up). Might have a mask. Skin mostly pink where there are no coloured patches. Single patches are often relatively large in comparison to a Reversed Pinto, and more centred towards the head area.

*AWK- James Dean Whiggles-
High Pinto Brown*



AWK Alaska- High Pinto Chocolate



Reversed Pinto: This is when a hedgehog is mostly white with one small patch of coloured quills. 80%-90% of their quills will be white with a very small patch or a few quills banded. Eye colour can be deep ruby red or black. Skin mostly white / pink and no mask.

AWK- Marilyn Monroe- Black eyed

FSV Maleficent- Dark Ruby Eyed



AWAITING PHOTO

Full Reversed Pinto: This is when the hedgehog is totally white with black eyes or ruby red eyes. Few of the quills might be pigmented, but it is sometimes almost invisible, or just the tips of a few quills can be pigmented. Some full reversed pintos even have a few pigmented patches on the skin but does not affect the quills. You may have heard of the term Leucistic. This actually does not apply to African Pygmy hedgehogs, as leucism determines that the animal is to be white with black eyes, but the fact that we have Ruby Eyed Full Reversed Pintos makes that statement false.

Black Eye Full Reversed Pinto

AWK- Marselie

Ruby Eyed Full Reversed Pinto

FSV- Ghost – Owner: C Stevenson



Short Description:

Eyes: Black or Dark Ruby Red

Nose: Pink

Mask: No visible mask

Spines: White

Skin: Pink

Ticking:

Ticking is when a hedgehog baby or adult have these small spots that looks like ticks on the quills. It is in fact extremely small banding or narrow banding stripes, and normally it disappears when the hedgehog quills. This mutation appears only within the pinto colours. It was noticed that some pinto adults did retain some of their ticking, but most of it disappears after the second quilling phase. This is currently regarded as a rare mutation, but more cases of ticking started to appear in South Africa as we are capturing it now in our data base.

Azalia`s Hedgehogs-Spokie – Gloreen Karsten



Facial Patterns: Facial patterns does not determine the colour of a hedgehog. This is more a result of the base colour and body pattern. Pinto`s are known for interesting facial markings, but facial markings are also present in solid base colours.

Classic Mask- Mask extend from nose to eyes. May have eye patches.

AWK Caturix Coco- Awesome Krimpvarkies



Partial Mask: This is a mask that is covering a small part of the face. Not less than 10%. It is broken or uneven patches / facial markings that disrupt the classic face mask.

FSV – Phantom- Fanie se Varkies. AWK – Zeus – Awesome Krimpvarkies



White Face: Face is completely white with no mask at all.

HHN- Dobi- Hedgehog Haven



HHN-Houdini- Hedgehog Haven White faced.



Split face: Half of the hedgehog's face is white, and the other half is the base colour of the hedgehog. In photos below is a hedgehog with a Splitface, where the masked was interrupted / broken up by the nose, but still considered as a Splitface.

AWK Sir Valentino- Interrupted Splitface- Awesome Krimpvarkies



ELLA- Pepper – Ellas Hedgehogs – Splitface



Blaze face: This is where the classic mask is broken, with a clear white stripe divides the mask from the quill line towards the nose. Sometimes it can be a bit off centre. Picture below features a hedgehog with a very interesting dark patch on the nose.

ELLA-Sonic- Ellas Hedgehogs- blaze face



ELLA- Yuki KN- Ellas Hedgehogs- wide blaze face



Partial Blaze: The classic mask is broken with white, but not down all the way to the nose. Some would stop just short before the nose.

ELLA- Isla LR- Ellas Hedgehogs

AWK Luna- Awesome Krimpvarkies



Eye liner: Clear dark ring around eyes, giving the appearance of the hedgehog wearing eyeliner. Eyeliner / ring must not connect with cheek patches, if there is cheek or eye patches, there must be white between the eye liner and patches.

Awesome Krimpvarkies- AWK Apollo Olympus – Owner C Stevenson



Awesome Krimpvarkies- Oliver von Prückle- Owner Beulah Wilson

Raccoon Eyes: Classic mask but must have a break between the mask and eye patches.

Ella- Colossus- Ella's Hedgehogs



Raccoon mask: Mask is normally only over the eyes, giving the impression of hedgehog wearing a blindfold over the eyes. Faded mask over the nose and from under the eyes downward is also acceptable.

AWK Sir Agravian Awesome Krimpvarkies



Mono Badger: Classic mask with a single stripe that can be wide or narrow, stretching from the mask into the quill line.

Need Photo= Although there is Mono Badgers in South Africa, we couldn't find a suitable photo to use.

Reversed Mono Badger: The resemblance to the mono badger markings is striking, so much that we couldn't ignore this and had to include this facial marking.


ELLA`s Hedgehogs



Dual Badger: Classic mask with two equal stripes in the forehead, extended from mask into the quill line.

Breeder: G Karsten- Sonic

Breeder: Hester Kymdell- Zahara



Author L van Vreden

Spilt nose and Snip Nose: Body patterns and facial markings often results into the hedgehog having two colours in the nose. Pink and the base colour.

Split nose: This is where the one part of the nose is pink and the other part coloured. Present with pinto`s. Often a blaze face or split face will result into a split nose.

ELLA-Sonic- Ellas Hedgehogs- Split nose



Snipnose: Also present with pinto`s. This is where only a tiny part of the nose are coloured, or a coloured nose has a small part that is pink.

AWK- Oliver von Prückle – Owner Beaulah Wilson



Odd Eye – Heterochromia of the eye is caused by variations in the concentration and distribution of melanin. Odd eyes are still a very rare occurrence in South Africa. We are currently aware of only two in South Africa. They are also related. In animal`s heterochromia is in most cases genetic since fur colour and eye colour are delivered by the same gene.

FSV- Dazzle bred by Fanie de Lange. Owned by Lizl van Vreden.



Both hedgehogs share the same ancestor.



Surprise Dazzle- Bred by Jean Fölcher