


1. Popcorn ceilings




2. Profiles for stretch ceiling are attached to walls or ceilings.

## **STRETCH CEILINGS APPLICATION**




3. Membrane is attached to profiles.



3. Membrane is stretched till it becomes flat surface.






Cove light  
in any color

Recessed  
LED

## **MATTE CEILINGS COVE LIGHTING**

Achieve a delicate and neutral finish with our “Cove Light” system. A narrow gap is left between the wall and ceiling, allowing the light to smoothly cover the wall surface.



The light-reflecting surface of the ceiling visually expands and enlarges the space with plenty of light.

**GLOSSY CEILINGS**





Any color  
or shape

High Gloss  
in Different  
colors

Window  
treatment  
pocket

## **LASER LINES**

Combine advantages of high gloss ceilings and Linear Lighting.  
Custom shaped laser lines give an ultra modern look.



We can easily install the most desired modern lighting trend to make your interior functional and innovative.



**LINEAR DESIGNS**





## PRINTED CEILINGS

Printing images onto the ceiling in your home creates unique designs. Ideal when creating ceilings for your kids rooms!



Cove light in  
any color

Super smooth  
finish

Matte or  
glossy  
ceilings

Recessed  
LED

Window  
pocket

Accent  
Wall  
Illumination

Turn your ideas in to reality creating Tray ceilings combined with LED Lighting and different shapes.

**TRAY CEILINGS**





Any fixtures  
possible

High gloss  
curved shapes

Rectangular  
shape

## FLOATING SHAPES

Floating Shapes enable a greater degree of design creativity with curved, island, and trapezoidal forms. LED is an option.



Window  
pocket



4" depth  
full LED  
backlit



Recessed  
LED

Use luminous ceilings to brighten up your office or home.  
Its unique texture diffuses the light source placed behind.

**LUMINOUS  
CEILINGS**




1. JBOX in ceilings



2. JBOX extension and wall profiles are mounted



5. Hole is cut out in membrane.



6. Lighting fixture is connected to JBOX



## LIGHT FIXTURES INSTALLATION

**3. Membrane is attached to profiles**



**4. PVC ring is attached**



**7. Lighting fixture is mounted.**



**8. Finished work**





### **SOLVES PROBLEMS:**

- COVERING POPCORN CEILINGS
- COVERING CONCRETE CEILINGS
- HIDING ELECTRICAL CABLES
- HIDING WIRES & DUCTS
- IMPROVING LACK OF LIGHTING

### **BENEFITS:**

- CLEANABLE
- NEVER CRACKS
- PERFECTLY SMOOTH CEILING
- PRINTED DESIGN
- BRIGHTER ROOMS
- ADD LED LIGHTING
- HIGH GLOSS FINISH
- SAVES SPACE COMPARED TO DRYWALL FRAMING

### **SUITABLE WITH:**

- RECESSED & FLUSH MOUNT LIGHTS
- CHANDELIERS
- FANS
- SPRINKLER HEADS
- SHADES
- SPEAKERS
- EXIT & OTHER SIGNS
- CAMERAS
- SMOKE DETECTORS
- ROUND AIR DIFFUSERS
- RECTANGLE AIR DIFFUSERS
- LINEAR AIR DIFFUSERS
- ACCESS PANELS
- SMART HOME SYSTEMS

