

Introduction to the Guitar 3:

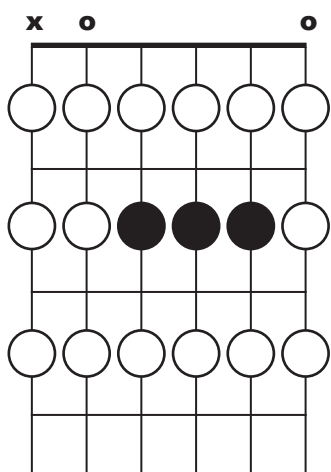
A and E. The basis of playing with Bar Chords

So far we have looked at the Major open position chords, CAGED, and there are many variations of chords that we will need to know to be effective guitarists. One of the easiest ways to do this is to look at bar chords built using the A and E open chord shapes. First, let's look at what notes from a scale make up some of the more common different types of chords.

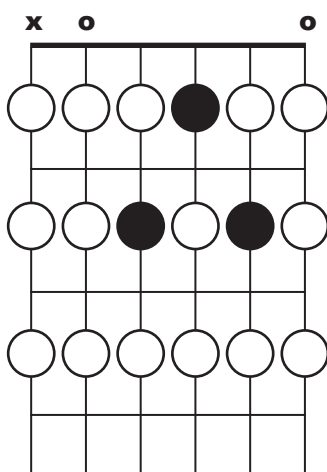
Major	1 3 5
Major Seven	1 3 5 7
Dominant Seven	1 3 5 b7
Minor	1 b3 5
Minor Seven	1 b3 5 b7

We are going to use the A and the E chords because they have their root note, the 1 note, on the open fifth and sixth strings respectively. This will become important in the next and final session when we turn these 10 chord variations into bar chords. Below are two sets of common chord variations based on the open A chord and the open E chord.

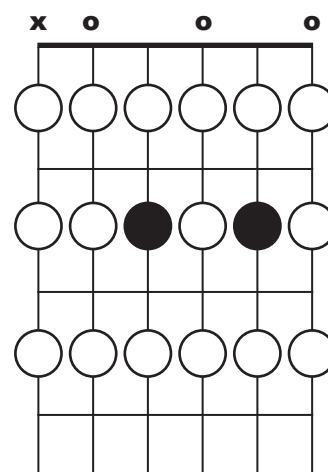
A



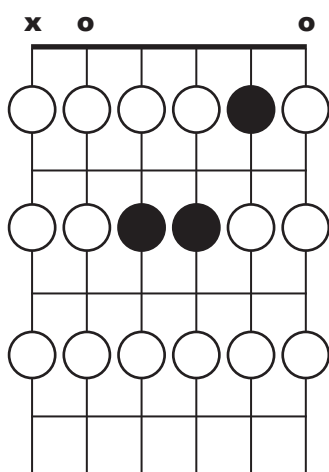
AMaj7



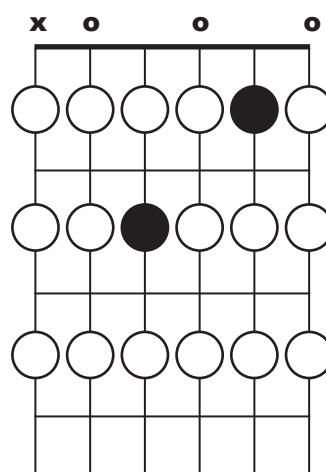
A7



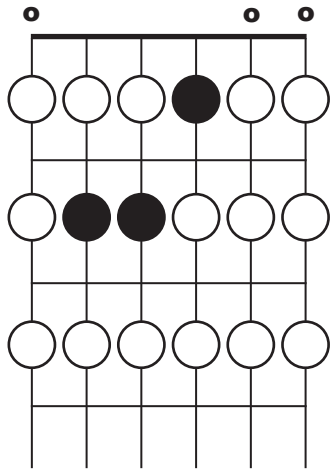
Am



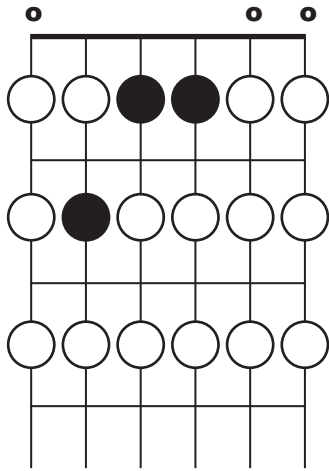
Am7



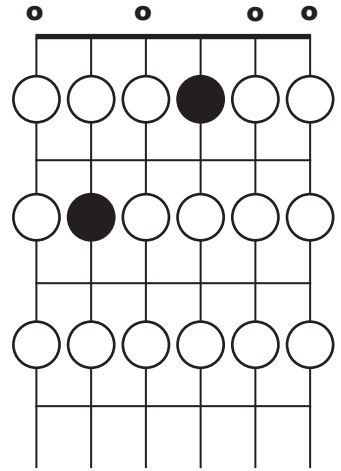
E



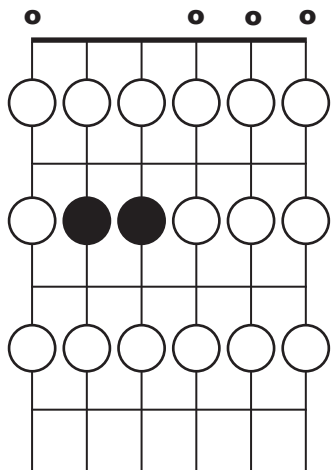
EMaj7



E7



Em



Em7

