



The Office of
HUMAN TRAFFICKING
PREVENTION

20
24

LOUISIANA ANNUAL HUMAN TRAFFICKING DATA REPORT

Pursuant to
Act 352 - Louisiana
2021 Regular Session

2023 Data

Table of Contents

1.0 EXECUTIVE SUMMARY	3
2.0 ABOUT THE OFFICE OF HUMAN TRAFFICKING PREVENTION	5
3.0 DATA COLLECTION REQUIREMENTS AND PROCESS	6
I. Reporting Requirements of ACT 352	6
II. Establishment of Data Collection Process	6
4.0 ISSUES RELATED TO DATA COLLECTION	8
I. Limitations of Data	8
II. Confidentiality Concerns and Unknown Categorization	9
III. Possible Duplication	9
5.0 ANNUAL DATA COLLECTION RESULTS	10
I. Data Collection and Analysis	10
II. 2023 Results	10
A. Service Providers	10
B. Individuals Served	10
C. Type of Trafficking	11
D. Victim Status	11
E. Demographics	12
F. Locations	23
G. Services	28
III. 2017-2023 Trends	33
A. Individuals Served	33
B. Type of Trafficking	34
C. Victim Status	37
D. Locations	39
6.0 DCFS HUMAN TRAFFICKING HOTLINE DATA	40
I. Overview of Act 662 and Human Trafficking Referrals	40
II. Total Hotline Calls Received	41
III. Total Alleged Victims Reported by Victim Status	41
IV. Type of Trafficking	41
V. Demographics	42
VI. Locations	43
7.0 ACKNOWLEDGEMENTS	46
8.0 APPENDICES	48
I. Appendix A: Instruction Sheet for Data Entry	48
II. Appendix B: Location Tables	55
A. Parish of Trafficking By Age	55
B. Parish of Origin By Age	57

1.0 EXECUTIVE SUMMARY

Data collection is a widely recognized tool in the fight against human trafficking. The data in this report provides a summary of demographics and services provided to confirmed and suspected victims of human trafficking in Louisiana during the Calendar Year of 2023.

To collect data for the report, the Office of Human Trafficking Prevention (the “OHTP”) requested submission of 2023 data from 65 agencies statewide as required by statute. The OHTP identified victim-serving agencies through a list developed by the Department of Children and Family Services, and the OHTP updates the list as agencies request to contribute to the report. A total of 37 agencies (over half of agencies contacted) submitted data for this report. All data submitted to the OHTP was de-identified. The OHTP contracts with Allies Against Slavery (“Allies”) to aggregate and analyze the reported data.

Based on the data submitted, there were 1,615 confirmed and suspected victims who received services in 2023. An additional 128 individuals served had an unknown victim status. This equates to a 57% increase of victims identified and served over the previous year compared to 2022. Further demographic data results for 2023 are summarized below, with specific charts and details included in Section 7.0 of the report.

- Individuals served: 1,743 total, 76% new in 2023
- Age: 83% ages 17 and under, 15% ages 18 and over, 2% unknown
- Type of trafficking: 86% sex trafficking, 9% unknown, 4% labor, 2% sex and labor
- Victim status: 41% confirmed victims, 51% suspected victims, 7% unknown
- Race: 44% African American, 39% White, 8% unknown, 5% Other, 4% Multi-racial, <1% American Indian or Alaska Native, <1% Asian, <1% Native Hawaiian or other Pacific Islander, <1% Middle Eastern or North African
- Ethnicity: 77% not Hispanic or Latino, 12% unknown, 11% Hispanic or Latino
- Gender: 84% female, 12% male, 3% unknown, 1% other
- Sexual Orientation: 64% unknown, 32% heterosexual, 2% bisexual, 1% lesbian, 1% gay, <1% asked but unknown, <1% other
- Disability: 38% none, 50% unknown, 3% other, 6% intellectual, 2% physical, 1% both

- Education Level: 57% unknown, 25% grade 7-12, 7% some high school, 5% grade Pre-K-6, 3% high school/GED, 2% some college, 1% college degree, <1% trade/technical training
- Immigration Status: 67% U.S. Citizen, 28% unknown, 3% Undocumented, 2% Lawful Permanent Resident

Further, this report details the Louisiana Department of Children and Family Services (“DCFS”) 2023 intake numbers for allegations of child trafficking, per ACT 662 of 2023 Regular Legislative Session. In 2023, DCFS received 856 intake calls that accounted for 964 total alleged victims. Data on the intake numbers can be found in Section 8.o.

For more information on the data findings and information included in this report or to submit data for Calendar Year 2024, please email the Governor’s Office of Human Trafficking Prevention at humantrafficking@la.gov. For specific information about the human trafficking response in Louisiana or to find services for victims and survivors, please visit the Human Trafficking Prevention Resource Center of Louisiana at humantrafficking.la.gov.

2.0 ABOUT THE OFFICE OF HUMAN TRAFFICKING PREVENTION

In 2021, Act 352 created the state's first entity solely dedicated to addressing and preventing human trafficking in Louisiana, the OHTP. The OHTP, housed within the Governor's Office, develops, implements and coordinates statewide programs and initiatives to combat human trafficking in Louisiana. Since its creation, the OHTP has launched key initiatives, in addition to overseeing annual data collection efforts, to comprehensively address human trafficking in Louisiana communities. The OHTP utilizes a survivor-informed and trauma-informed approach to guide its work. To this end, the OHTP partners closely with key public and private agencies to provide technical assistance, train staff, and improve identification of potential victims.

Over the last 5 years, the Governor's Office has secured nearly \$2.7 million dollars in federal funding to improve outcomes for juvenile victims of human trafficking. Funding has allowed for the creation and successful implementation of the Louisiana Child and Youth Trafficking Collaborative ("LCYTC") statewide project. The LCYTC is a multi-year project to improve outcomes of child and youth victims of human trafficking. The project is administered by the Louisiana Governor's Office now through the OHTP in collaboration with the Louisiana Alliance of Children's Advocacy Centers and other key state partners. Through the project, Louisiana has implemented a statewide Care Coordination model to serve minor and youth victims of human trafficking. Each region of the state has a designated Regional Care Coordination and Care Coordination Multi- Disciplinary Team located in Children's Advocacy Centers. In 2022, the OHTP launched the LCYTC Accessibility Initiative (also called the "AI") to enhance care coordination, ensure accessibility to underserved child and youth trafficking victims, and improve identification of under-identified forms of trafficking, including labor trafficking and familial trafficking.

For more information about initiatives of the OHTP, please visit humantrafficking.la.gov or email humantrafficking@la.gov.

3.0 DATA COLLECTION REQUIREMENTS AND PROCESS

I. REPORTING REQUIREMENTS OF ACT 352

Act 352 of the 2021 Louisiana Legislative Regular Session requires an annual data report on human trafficking in Louisiana. The report is to be submitted to the Legislature by the OHTP with the following information:

1. Juvenile Safe House (CHC 725.2)

Each safe house operating under a contract with the DCFS to provide services to sexually exploited children pursuant to the provisions of Louisiana Children's Code Article 725.2 shall submit to the Governor's OHTP and to the DCFS an annual report on their operations including information on the services offered, a listing of credentials, training, and licenses specific to survivor-centered and trauma-informed services for human trafficking survivors, geographic areas served, number of children served, and individual status updates on each child served.

2. Each Private Entity That Provides Services To Victims Under the Human Trafficking Services Plan for: Minor Victims (RS:46:2161) and Adult Victims (RS:46:2161.1)

Each private entity that provides services to human trafficking victims, adult or minor victims, shall submit to the OHTP an annual report on their operations including information on services offered, geographic areas served, number of persons served, and individual status updates on each person served.

The information provided to the OHTP does not include the name, address, or other identifying information of the persons served.

II. ESTABLISHMENT OF DATA COLLECTION PROCESS

The Louisiana Legislature first addressed the need for comprehensive data collection of human trafficking with Act 564 of the 2014 Regular Session. Pursuant to Act 564, The DCFS was responsible for collecting data on services provided to human trafficking victims for the state of Louisiana between 2014-2020. DCFS developed a data collection process in July 2014 to identify human trafficking victims receiving services in Louisiana. Act 564 (2014) was interpreted to include data requests for all forms of human trafficking (sex and labor trafficking) and to include both adult and minor victims of human trafficking.

In 2021, Act 352 of the Regular Session tasked the OHTP with overseeing the annual data collection efforts. DCFS shared with the OHTP their data collection excel templates, processes, and provider list for the data collection period of calendar year 2021. Agencies were provided and utilized the DCFS-developed data template for this first year of reporting. The OHTP contracts with Allies to analyze and aggregate submitted data. Allies is a nonprofit organization based in Austin, TX, whose mission is to harness the power of technology, data, and partnerships to free people from human trafficking. Allies developed Lighthouse, an innovative software platform, to identify victims, coordinate care, and understand trends. In June 2022, Lighthouse was launched to aggregate and visualize statewide trafficking data in Louisiana, supporting the OHTP's data-driven strategy to combat human trafficking.

For calendar year 2023 data collection, agencies had the option to submit their annual data on a rolling basis through Lighthouse, a secure online platform, or to submit a web-accessible form at the end of the year.

4.0 ISSUES RELATED TO DATA COLLECTION

Statewide data improves our understanding of human trafficking in Louisiana. The OHTP, through its contract with Allies, ensures the high-quality data within this report. The data findings in this report might be impacted by the following factors: under- or inconsistent identification of victims of human trafficking, limited information about victims served, or confidentiality concerns impacting the reporting of some data points, and possible duplication of reported cases.

I. LIMITATIONS OF DATA

The limitations of human trafficking data due to underidentification and underreporting of victims have been widely supported and researched. Underidentification can result from: the complexity of the crime of human trafficking, its conflation with proximate crimes, lack of training and integrated screening protocols, and/or a tendency to rely on victim testimony or disclosure, among other factors.¹ The data in this report records de-identified data for victims *identified* and provided *services* in Louisiana in 2023. The data is not sufficient to conclude the number of new trafficking *cases* in Louisiana in 2023. The total number of victims served includes the number of victims of human trafficking who received services in 2023, including both new victims entering services in 2023 and victims who entered services in a previous year(s) and continued to receive services through 2023. The data does *not* include victims who have not been identified, have not entered services, and/or were not reported to the OHTP.

Furthermore, the data is impacted by the types of agencies who report the data, the services the agencies provide, and their geographical locations. In 2023, the overwhelming majority of agencies that reported data were minor or youth-serving agencies. Agencies specializing in human trafficking response – through a funded program or hiring of specialized staff– were more likely to report a higher number of individual cases. In concert, parishes with urban centers and/or more locally concentrated victim-serving nonprofits (such as Orleans, East Baton Rouge, and Caddo parishes) reported cases at a higher frequency than rural parishes. There are also limited services in the state for labor trafficking victims, which might contribute to the low number of reported labor trafficking victims in comparison to reported sex trafficking victims. The OHTP is working to increase access to services and identification of labor trafficking victims and foreign-national victims, as well as to support identification of family- facilitated trafficking, which is common at higher rates in rural communities². As a

¹ Farrell, Amy, Meredith Dank, Matthew Kafafian, Sarah Lockwood, Rebecca Pfeffer, Andrea Hughes, and Kyle Vincent. "Capturing human trafficking victimization through crime reporting." (2019).

² Edwards, Emily E., Jennifer S. Middleton, and Jennifer Cole. "Family-Controlled Trafficking in the United States: Victim Characteristics, System Response, and Case Outcomes." *Journal of Human Trafficking* (2023): 1-19.

result, there is limited reported data for labor trafficking victims, adult victims of human trafficking, and data from rural communities.

II. CONFIDENTIALITY CONCERNS AND UNKNOWN CATEGORIZATION

The OHTP requests non-identifiable data from agencies to ensure victim identity is protected and victim's rights to confidentiality are maintained. Agencies have the option to report a variable with no information, as determined by their confidentiality protocols and/or federal or state funding restraints. Some data elements have a larger share of responses recorded as unknown, such as education level, disability, and sexual orientation. Furthermore, depending on each agencies' internal reporting requirements, specific data elements may not be captured by each agency in their client records.

One agency notified the OHTP of concerns of reporting individual case data prohibited by their grant funding outlined in 42 U.S. Code § 13925. This Federal code prohibits agencies that receive Federal funds for a victim of domestic violence, dating violence, sexual assault, or stalking, to disclose certain information. The provider interpreted the federal code as prohibiting the provision of client level data. The provider opted to send a short summary of aggregate data on clients served. The agency's aggregate data was sufficient to record the number of victims served and limited demographic data. This issue has been recorded in previous reports by DCFS as well.

III. POSSIBLE DUPLICATION

In 2023, 1,743 reported victims accessed services in Louisiana, compared to 992 reported victims in 2022. The increase in the total number of victims served in 2023 versus 2022 may be due, in part, to the implementation of Act 662 (2022 Regular Legislative Session). As a result of the Act 662 coordinated referral processes between DCFS and Children's Advocacy Centers, victims served by multiple organizations may be reported more than once. To preserve the confidentiality of the cases reported, the data cannot be deduplicated at this time. It remains an utmost priority of the OHTP to collect non-identifiable data to ensure victims' confidentiality and safety. The OHTP is considering options to remedy potential duplication between child welfare, care coordination, and advocacy services in coming years, due to the coordinated nature of the Act 662 process. For more information about Act 662 and new mandatory reporting requirements, please see Section 6 of this report.

5.0 ANNUAL DATA COLLECTION RESULTS

I. DATA COLLECTION AND ANALYSIS

The results in this section are based on data collected by the OHTP for 2023 and historic data that was collected from 2017-2022. The multi-year data has been aggregated into a dynamic data model to provide comprehensive insight into the landscape of human trafficking in Louisiana. The visualizations in this report are derived from Lighthouse³. Section II shows 2023 results and Section III shows trends from 2017-2023. For more information about Lighthouse, email humantrafficking@la.gov or lighthouse@alliesagainstsavery.org.

II. 2023 RESULTS

A. SERVICE PROVIDERS

In 2023, client data was reported from 37 agencies (see Section 9, Acknowledgments). Providers submitted data for 1,615 confirmed and suspected victims of human trafficking. An additional 128 individuals served had an unknown victim status. Provider data included actual or estimated age of victims at the time of program entry. Victims were grouped into three age categories: 17 and under, 18 and older, and age unknown.

For more information on victim services by region, visit the Human Trafficking Prevention Center of Louisiana at humantrafficking.la.gov.

B. INDIVIDUALS SERVED

In 2023, 1,743 individuals were served, of which 1,320 (76%) were new (i.e., started services in the year of reporting). There were 83% youth (17 and under) and 15% adults (18 and over). Compared with 2022, the number of victims served rose by 751. The increase was in large part due to Act 662's coordinated referral system for alleged juvenile sex trafficking (see Section 6).

³ The data and visualizations in Lighthouse are provided as-is with no warranties. The information is intended to inform Lighthouse users about human trafficking; it is not intended to predict human trafficking cases, demonstrate the efficacy of solutions, or identify individual victims or survivors. © 2023 ALLIES AGAINST SLAVERY. ALL RIGHTS RESERVED.

	Total	17 and under	18 and over	Unknown
Individuals Served	1,743	1,451 (83%)	262 (15%)	30 (2%)

C. TYPE OF TRAFFICKING

Trafficking types are categorized as sex trafficking, labor trafficking, both sex and labor trafficking, and unknown. In 2023, the majority of individuals were categorized as sex trafficking (86%), while comparatively few were categorized as labor trafficking (4%) or both sex and labor (2%). A higher percentage of youth were categorized as sex trafficking (88%), and a higher percentage of adults were categorized as labor trafficking (7%) or both sex and labor (3%). In 2022, 23 labor trafficking victims were reported, compared to 71 in 2023. While the overall number of labor trafficking victims remains low, there is a noticeable increase between reporting years 2022 and 2023, which more than tripled the number of labor trafficking victims served.⁴

	Total	17 and under	18 and over	Unknown
Sex Trafficking	1,496 (86%)	1,273 (88%)	218 (83%)	5 (17%)
Labor Trafficking	71 (4%)	52 (4%)	19 (7%)	0 (0%)
Sex & Labor	27 (2%)	20 (1%)	7 (3%)	0 (0%)
Unknown	149 (9%)	106 (7%)	18 (8%)	25 (83%)

D. VICTIM STATUS

Victim status indicates whether an individual is a confirmed or suspected victim of human trafficking (refer to Appendix A for details). Overall, there were fewer confirmed victims (41%) than suspected victims (51%). Results varied significantly by age: for ages 17 and under, there were 36% confirmed and 58% suspected victims; for ages 18 and over, there were 77% confirmed and 16% suspected victims.

⁴ In 2023, the OHTP placed increased emphasis on labor trafficking identification and response. A new labor trafficking screening tool and training curriculum was deployed in the second half of 2023. To request a training or access the screening tool, please email humantrafficking@la.gov.

	Total	17 and under	18 and over	Unknown
Confirmed	720 (41%)	518 (36%)	202 (77%)	0 (0%)
Suspected	895 (51%)	848 (58%)	42 (16%)	5 (17%)
Unknown	128 (7%)	85 (6%)	18 (7%)	25 (83%)

E. DEMOGRAPHICS

Race

The majority of individuals served in 2023 were African American (44%) and White (39%) (Figure 1). There is a significant reduction in African American individuals served from 2022, when results were 53% African American. The results for race in 2023 were consistent for ages 17 and under and ages 18 and over, compared with all ages.

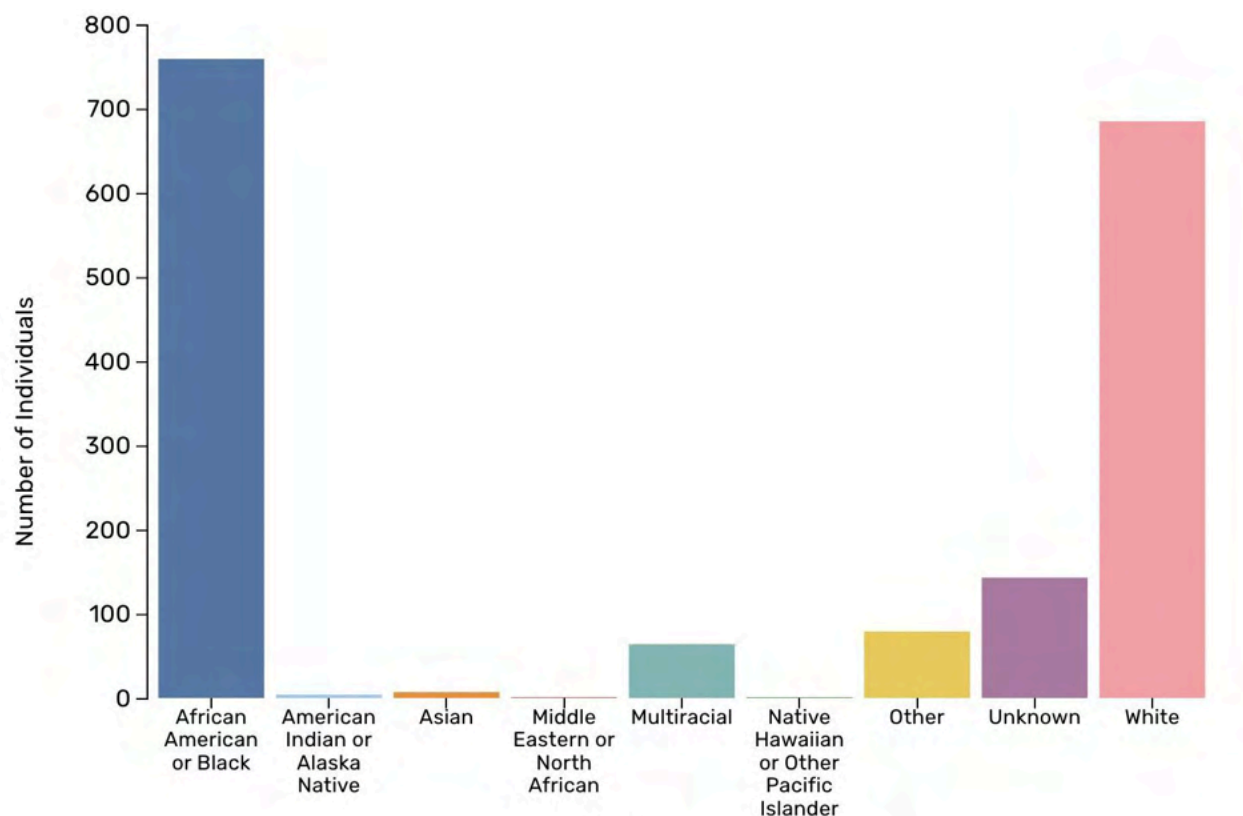


Figure 1. Race - All Ages, 2023

Race	Total	17 and under	18 and over	Unknown
African American	759 (44%)	651 (45%)	105 (40%)	3 (10%)
American Indian or Alaska Native	4 (.2%)	3 (.2%)	1 (.4%)	0 (0%)
Asian	7 (.4%)	6 (.4%)	1 (.4%)	0 (0%)
Middle Eastern or North African	1 (.1%)	1 (.1%)	0 (0%)	0 (0%)
Multi-racial	64 (4%)	50 (3%)	14 (5%)	0 (0%)
Native Hawaiian or Other Pacific Islander	1 (.1%)	1 (.1%)	0 (0%)	0 (0%)
Other	79 (5%)	56 (4%)	23 (9%)	0 (0%)
Unknown	143 (8%)	95 (7%)	21 (8%)	27 (90%)
White	685 (39%)	588 (41%)	97 (37%)	0 (0%)

Ethnicity

Ethnicity options are Hispanic or Latino, Not Hispanic or Latino, and Unknown. The majority of individuals served in 2023 were Not Hispanic or Latino (77%) (Figure 2). Results for ethnicity varied significantly by age: for ages 17 and under, there were 11% Hispanic or Latino, 80% Not Hispanic or Latino, and 9% Unknown, and for ages 18 and over, there were 15% Hispanic or Latino, 68% Not Hispanic or Latino, and 18% Unknown.

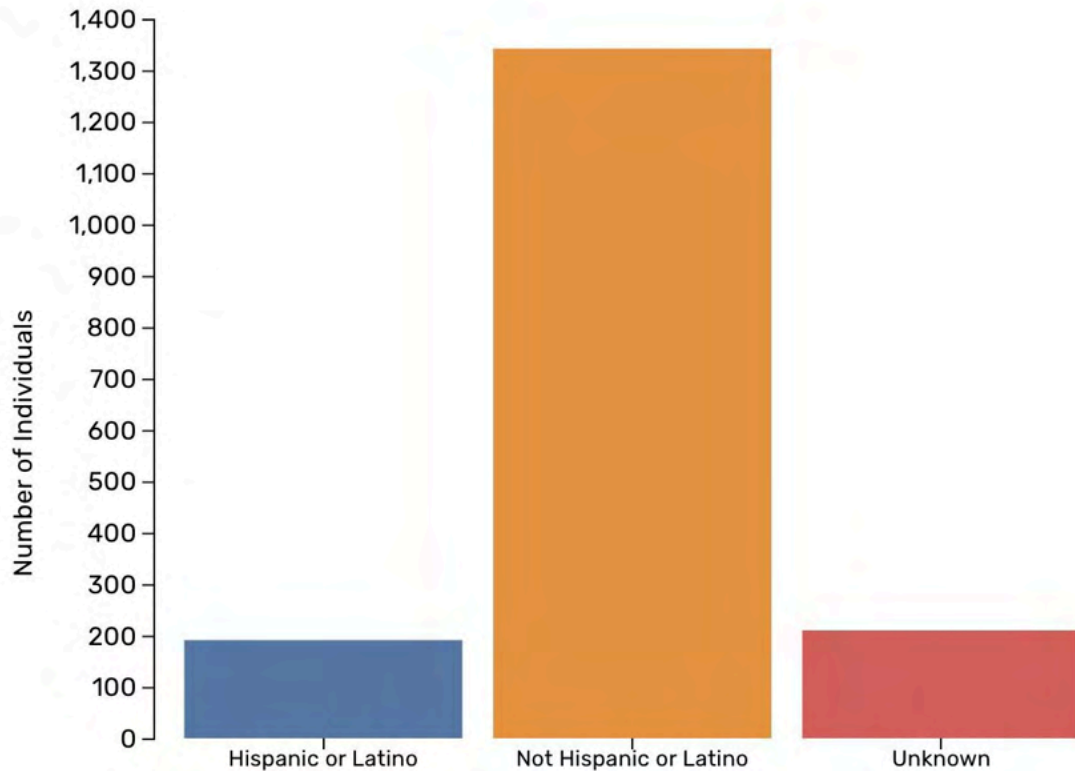


Figure 2. Ethnicity - All Ages, 2023

Ethnicity	Total	17 and under	18 and over	Unknown
Hispanic or Latino	191 (11%)	153 (11%)	38 (15%)	0 (0%)
Not Hispanic or Latino	1342 (77%)	1161 (80%)	178 (68%)	3 (10%)
Unknown	210 (12%)	137 (9%)	46 (18%)	27 (90%)

Gender

The majority of individuals served in 2023 were Female (84%). The results for gender were consistent for ages 17 and under and ages 18 and over, compared with all ages.

Gender	Total	17 and under	18 and over	Unknown
Female	1472 (84%)	1234 (85%)	235 (90%)	3 (10%)
Male	215 (12%)	191 (13%)	23 (9%)	1 (3%)

Other	4 (.2%)	1 (.1%)	3 (1%)	0 (0%)
Unknown	52 (3%)	25 (2%)	1 (.4%)	26 (87%)

Sexual Orientation

This value was a new demographic in 2022. The majority of individuals were of Unknown sexual orientation (64%), followed by Heterosexual (32%) (Figure 3). Unknown orientation was higher for ages 17 and under (67%) and lower for ages 18 and over (47%). Heterosexual orientation was lower for ages 17 and under (29%) and higher for 18 and over (44%).

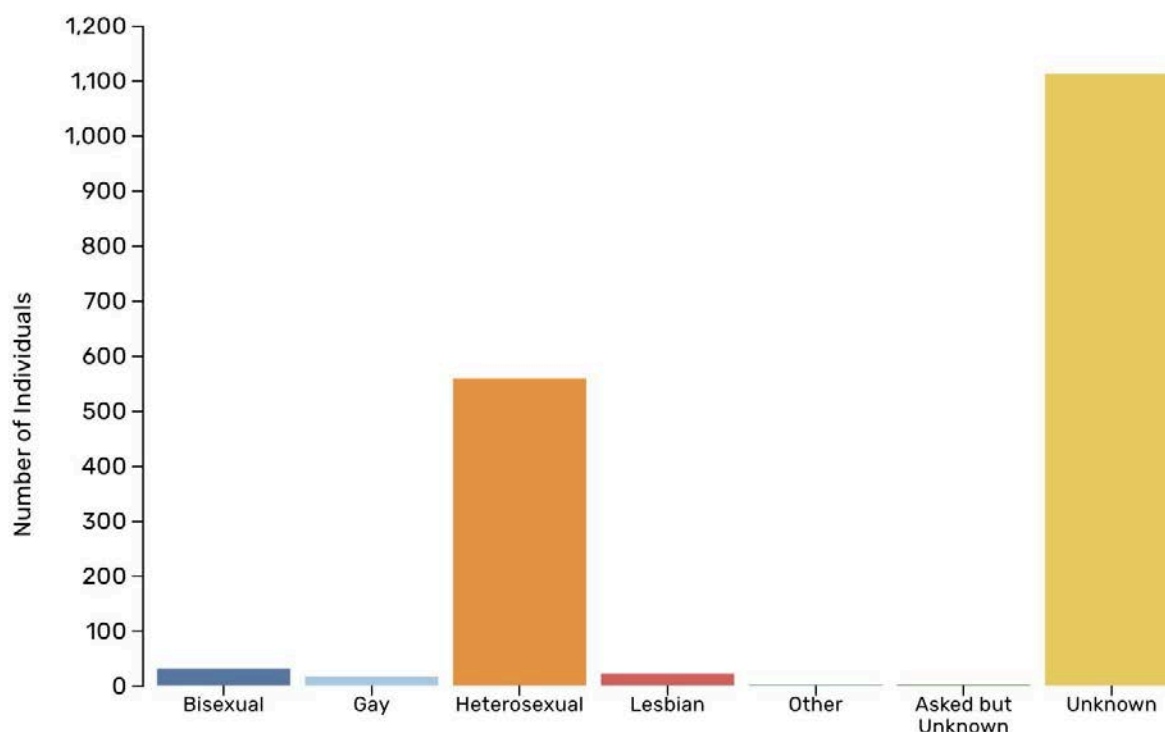


Figure 3. Sexual Orientation - All Ages, 2023

Sexual Orientation	Total	17 and under	18 and over	Unknown
Bisexual	31 (2%)	11 (1%)	20 (8%)	0 (0%)
Gay	16 (1%)	8 (1%)	8 (3%)	0 (0%)
Heterosexual	558 (32%)	444 (31%)	114 (44%)	0 (0%)
Lesbian	22 (1%)	7 (.5%)	15 (6%)	0 (0%)

Other	2 (.1%)	2 (.1%)	0 (0%)	0 (0%)
Asked but Unknown	2 (.1%)	2 (.1%)	0 (0%)	0 (0%)
Unknown	1,112 (64%)	977 (67%)	105 (40%)	30 (100%)

Disability

This value was a new demographic in 2022. In 2023, the majority of individuals had an Unknown disability value (50%), followed by None (38%) (Figure 4). The results for disability were consistent for ages 17 and under. For ages 18 and over, there were fewer instances of an Unknown disability value (29%) and more had no disability (47%).

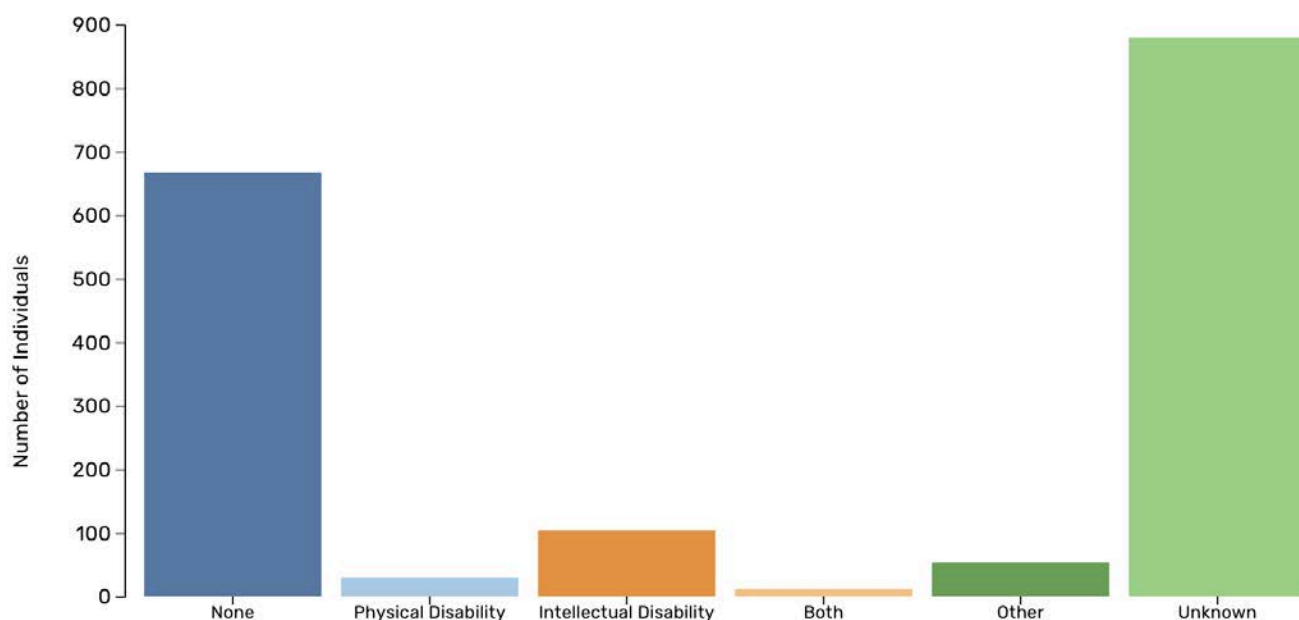


Figure 4. Disability - All Ages, 2023

Disability	Total	17 and under	18 and over	Unknown
None	667 (38%)	543 (37%)	124 (47%)	0 (0%)
Physical Disability	29 (2%)	12 (1%)	17 (6%)	0 (0%)
Intellectual Disability	104 (6%)	86 (6%)	18 (7%)	0 (0%)
Both	11 (1%)	4 (.3%)	7 (3%)	0 (0%)
Other	53 (3%)	32 (2%)	21 (8%)	0 (0%)
Unknown	879 (50%)	774 (53%)	75 (29%)	30 (100%)

Education Level

This value was a new demographic in 2022. In 2023, 25% of individuals were between 7th and 12th grade with the most in 9th grade, 7% had some high school education without a diploma, and 8% had a high school diploma or GED (Figure 5). For ages 17 and under, there was a higher concentration in Pre-K to 6th grade (6%) and 7th to 12th grade (29%), as expected. For ages 18 and over, there were fewer in 7th to 12th grade (13%) and more with a high school diploma or GED (19%), some college (11%), vocational training (3%) or college/advanced degree (3%).

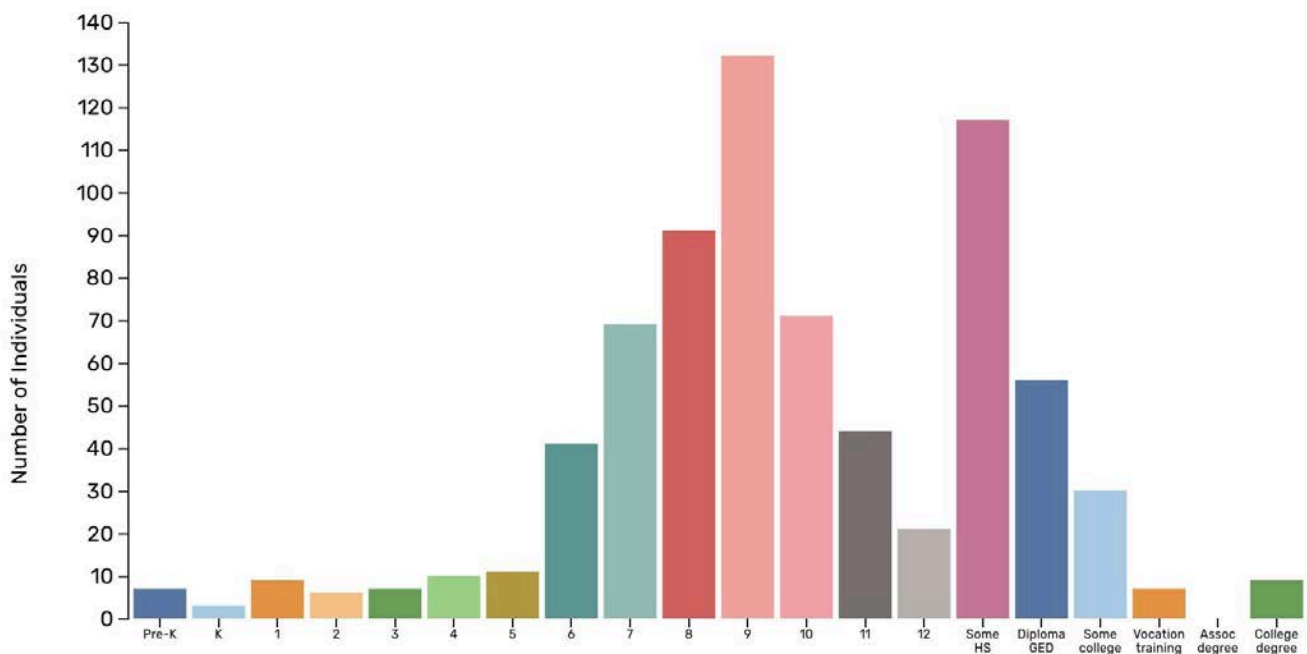


Figure 5. Education Level - All Ages, 2023

Education Level	Total	17 and under	18 and over	Unknown
Pre-K - 6	94 (5%)	93 (6%)	1 (.3%)	0 (0%)
7 - 12	428 (25%)	394 (27%)	34 (13%)	0 (0%)
Some High School	117 (7%)	66 (5%)	51 (19%)	0 (0%)
Diploma/GED	56 (3%)	6 (.4%)	50 (19%)	0 (0%)
Some College	30 (2%)	2 (.1%)	28 (11%)	0 (0%)
Vocational Training	7 (.4%)	0 (0%)	7 (3%)	0 (0%)

Associate's Degree	0 (0%)	0 (0%)	0 (0%)	0 (0%)
College/Advanced Degree	9 (1%)	0 (0%)	9 (3%)	0 (0%)
Unknown	1,002 (57%)	890 (61%)	82 (31%)	30 (100%)

Immigration Status

This value was a new demographic in 2022. The majority of individuals were U.S. Citizens (67%), followed by Unknown (28%) (Figure 6). The results for immigration status were consistent for ages 17 and under and ages 18 and over, compared with all ages.

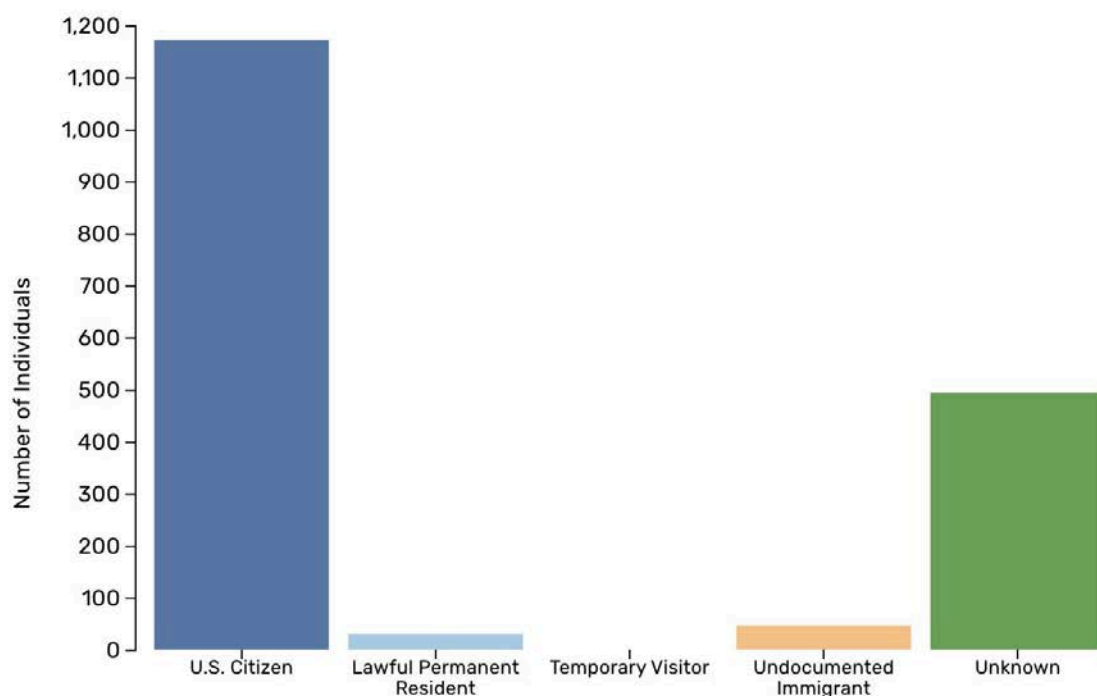


Figure 6. Immigration Status - All Ages, 2023

Immigration Status	Total	17 and under	18 and over	Unknown
U.S. Citizen	1,173 (67%)	984 (68%)	187 (71%)	2 (7%)
Lawful Permanent Resident	30 (2%)	20 (1%)	10 (4%)	0 (0%)
Temporary Visitor	0 (0%)	0 (0%)	0 (0%)	0 (0%)

Undocumented Immigrant	46 (3%)	37 (3%)	9 (3%)	0 (0%)
Unknown	494 (28%)	410 (28%)	56 (30%)	28 (93%)

Type of Trafficking by Gender and Age

The majority of individuals served in 2023 were categorized as sex trafficking, with 89% of females and 75% of males. Labor trafficking was higher for males (18%) than females (2%).

Gender (All Ages)	Sex	Labor	Both	Unknown
Female	1,317 (89%)	33 (2%)	23 (2%)	99 (7%)
Male	162 (75%)	38 (18%)	4 (2%)	11 (5%)

For females ages 17 and under, results were consistent with all trafficking types. For males 17 and under, sex trafficking was higher (3%) compared with all ages.

Gender (Ages 17 and Under)	Sex	Labor	Both	Unknown
Female	1,113 (90%)	22 (2%)	18 (1%)	81 (7%)
Male	149 (78%)	30 (16%)	2 (1%)	10 (5%)

For females 18 and over, results were consistent with all trafficking types. For males 18 and over, labor trafficking was much higher (35%) and sex trafficking was lower (57%) compared with all ages.

Gender (Ages 18 and Over)	Sex	Labor	Both	Unknown
Female	201 (86%)	11 (5%)	5 (2%)	18 (8%)
Male	13 (57%)	8 (35%)	2 (9%)	0 (0%)

Type of Trafficking by Race and Age

The majority of individuals served in 2023 were categorized as sex trafficking, with much lower rates of labor trafficking or both sex and labor. The predominant races across trafficking types were African American (44%) (Figure 7) and White (39%) (Figure 8); 59% were people of color. The results for Type of Trafficking by Race were consistent for ages 17 and under and ages 18 and over, compared with all ages. Details are in the tables below.

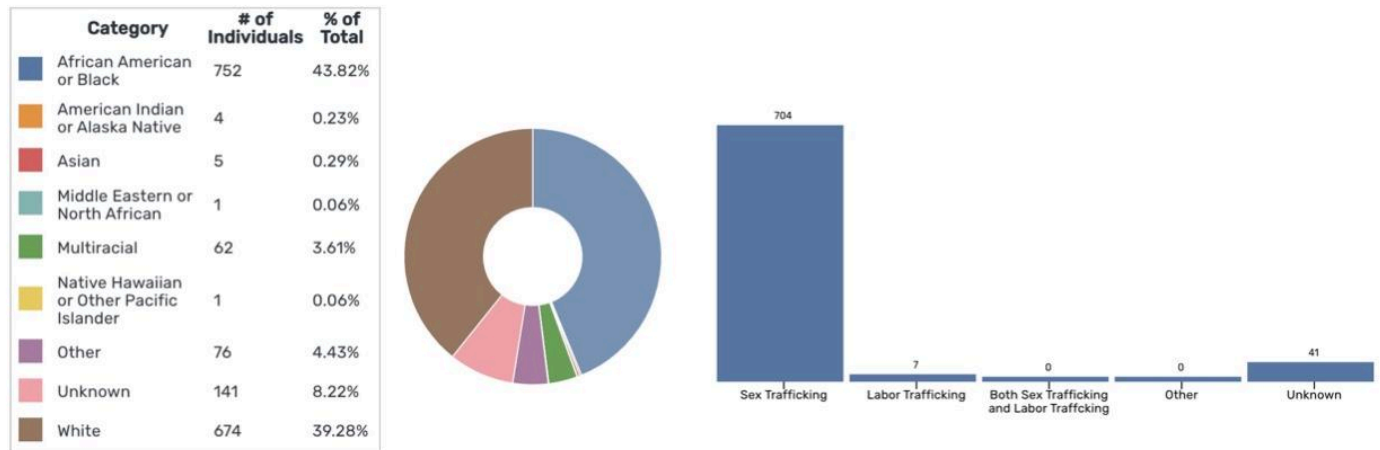


Figure 7. Type of Trafficking by Race - All Ages - African American or Black, 2023

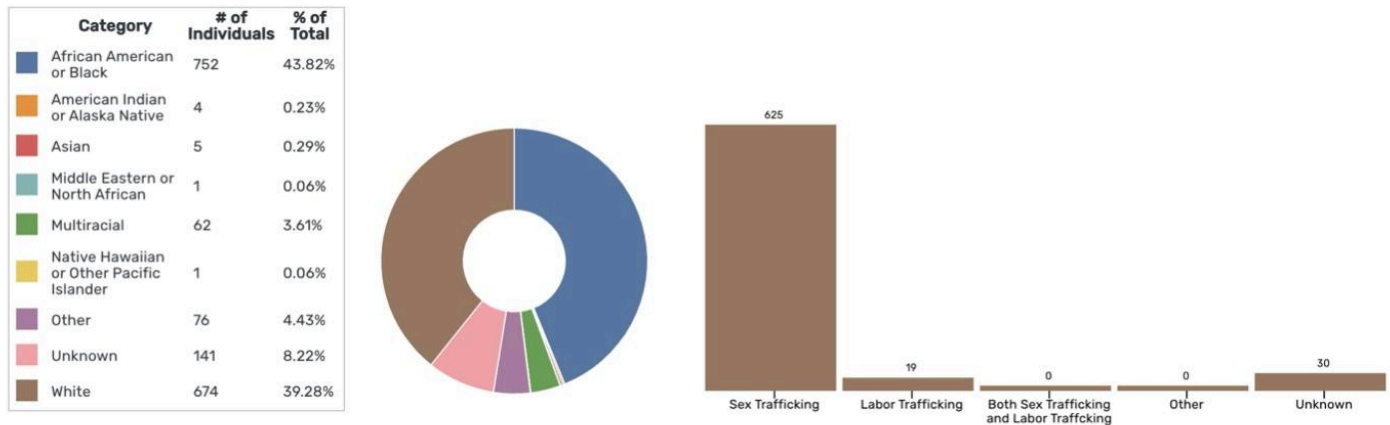


Figure 8. Type of Trafficking by Race - All Ages - White, 2023

Race (All Ages)	Sex	Labor	Both	Unknown
African American	704	7	7	41

American Indian or Alaska Native	2	1	0	1
Asian	5	0	2	0
Middle Eastern or North African	1	0	0	0
Multiracial	52	7	2	3
Native Hawaiian or Other Pacific Islander	1	0	0	0
Other	48	28	3	0
Unknown	58	9	2	74
White	625	19	11	30

Race (Ages 17 and Under)	Sex	Labor	Both	Unknown
African American	603	5	3	40
American Indian or Alaska Native	2	0	0	1
Asian	4	0	2	0
Middle Eastern or North African	1	0	0	0
Multiracial	41	6	1	2
Native Hawaiian or Other Pacific Islander	1	0	0	0
Other	38	16	2	0
Unknown	50	8	2	35
White	533	17	10	28

Race (Ages 18 and Over)	Sex	Labor	Both	Unknown
African American	98	2	4	1
American Indian or Alaska Native	0	1	0	0
Asian	1	1	0	0
Middle Eastern or North African	0	0	0	0
Multiracial	11	1	1	1
Native Hawaiian or Other Pacific Islander	0	0	0	0
Other	10	12	1	0
Unknown	6	1	0	14
White	92	2	1	2

F. LOCATIONS

The following sections show results for locations, as follows:

- Parish of trafficking is the parish in which the trafficking incident(s) occurred.
- Parish of origin is the parish the victim identifies as their principal, or home, location.

Locations may include Multiple (more than one parish), Out of state (outside of Louisiana), Out of country (outside the US - only applies to trafficking locations) or Unknown.

Parish of Trafficking by Age

The map in Figure 9 shows the parishes of trafficking in 2023 for all ages. The darker the color, the higher the number of locations for a given parish.

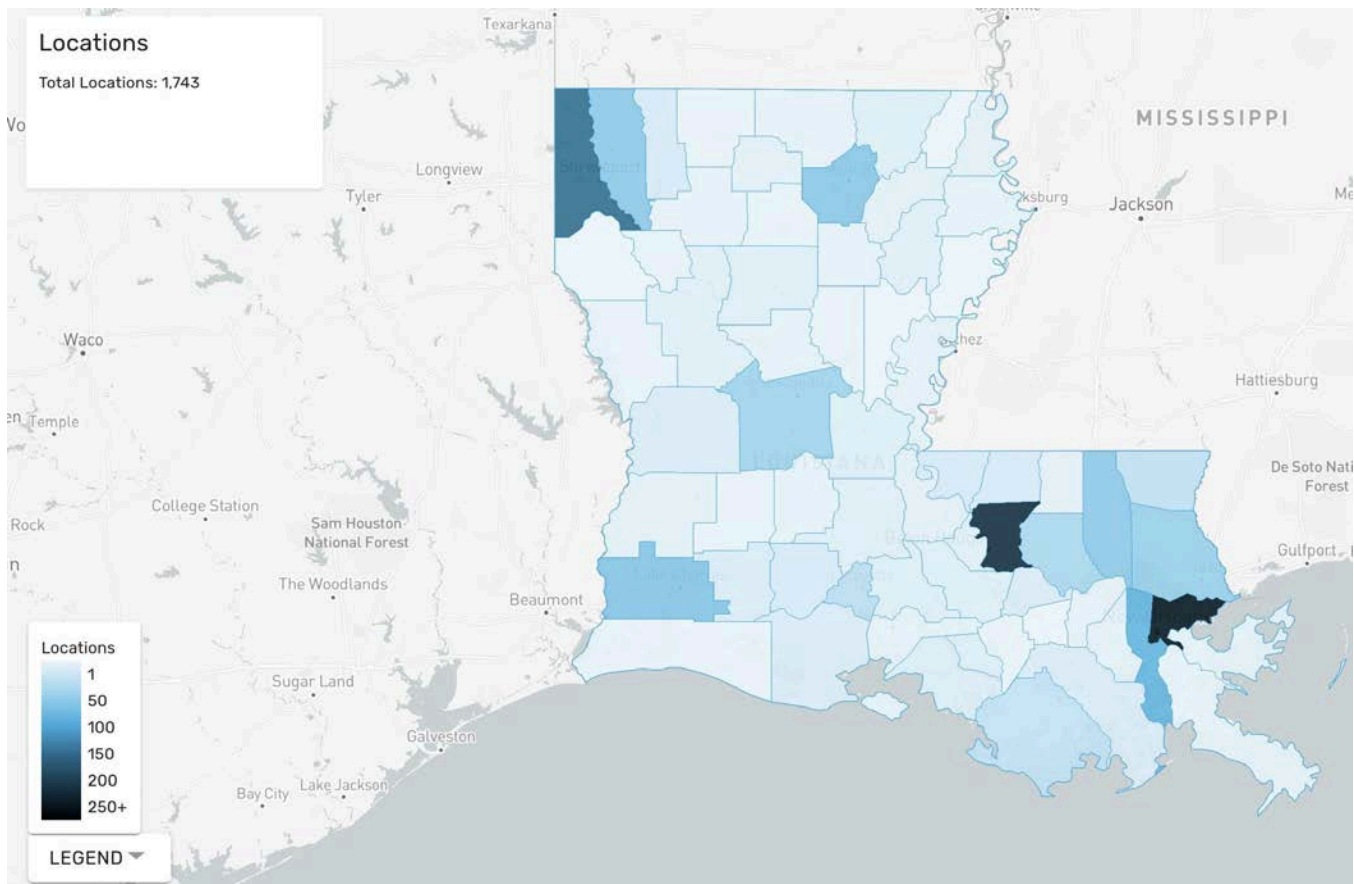


Figure 9. Parish of Trafficking - All Ages, 2023

For all ages in 2023, the highest number of trafficking locations were designated as Unknown (230, 13%), followed by the following parishes: Orleans (220, 13%), East Baton Rouge (202, 12%), Caddo (143, 8%), Jefferson (85, 5%) and Out of State (70, 4%) (Figure 10). Note that parishes with zero locations are not listed.

Results differed between youth and adults. For ages 17 and under, the parishes with the highest number of trafficking locations were East Baton Rouge (189, 13%), Unknown (142, 10%), Caddo (129, 9%) and Orleans (129, 9%) and Jefferson (74, 5%). For ages 18 and over, the parishes with the highest number of trafficking locations were Orleans (89, 34%), Unknown (61, 23%), Out of State (29, 11%), East Baton Rouge (13, 5%), Caddo (13, 5%) and Jefferson (10, 4%). To view this breakdown of parish of trafficking by age in a table, please see Appendix B.

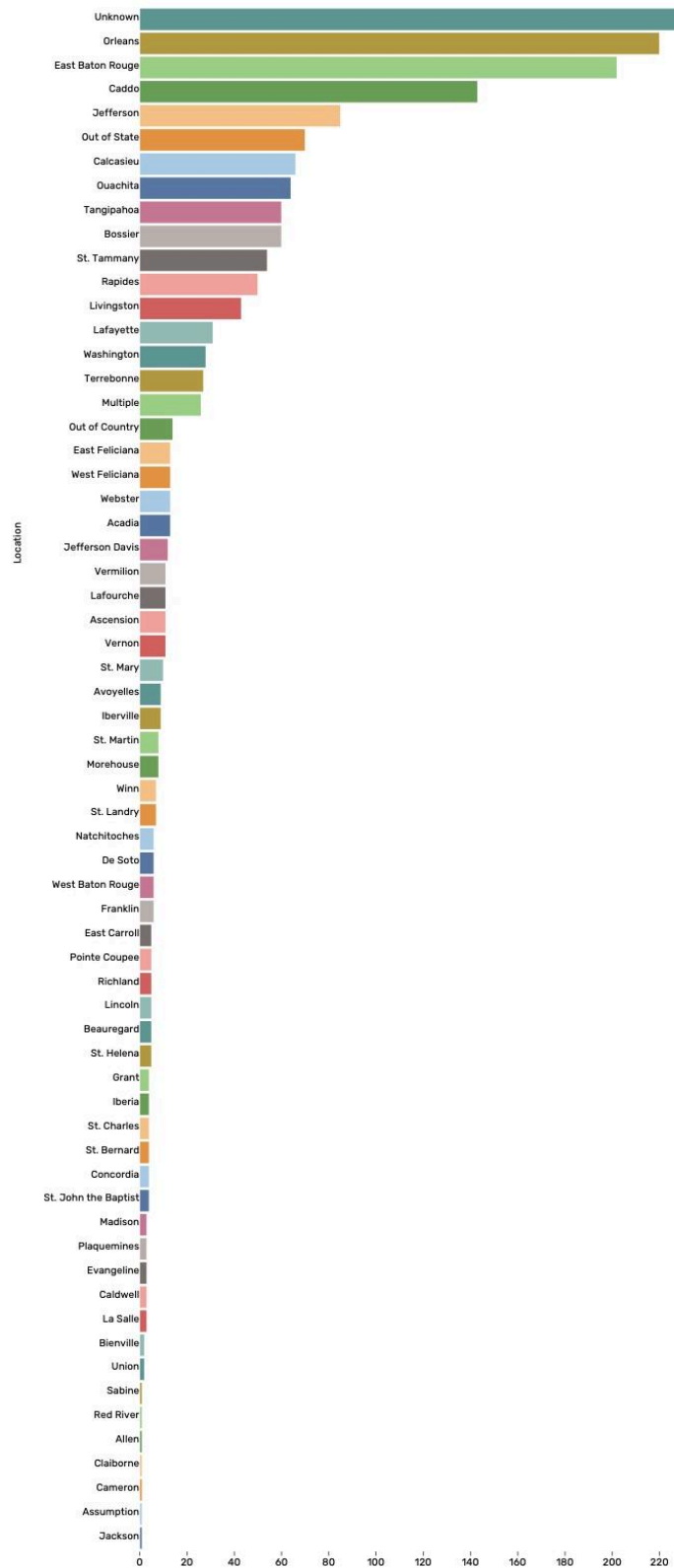


Figure 10. Parish of Trafficking - All Ages, 2023⁵

⁵ See Appendix B for the corresponding table, with numbers of trafficking locations.

Parish of Origin by Age

The map in Figure 11 shows the parishes of origin in 2023 for all ages. The darker the color, the higher the number of locations for a given parish.

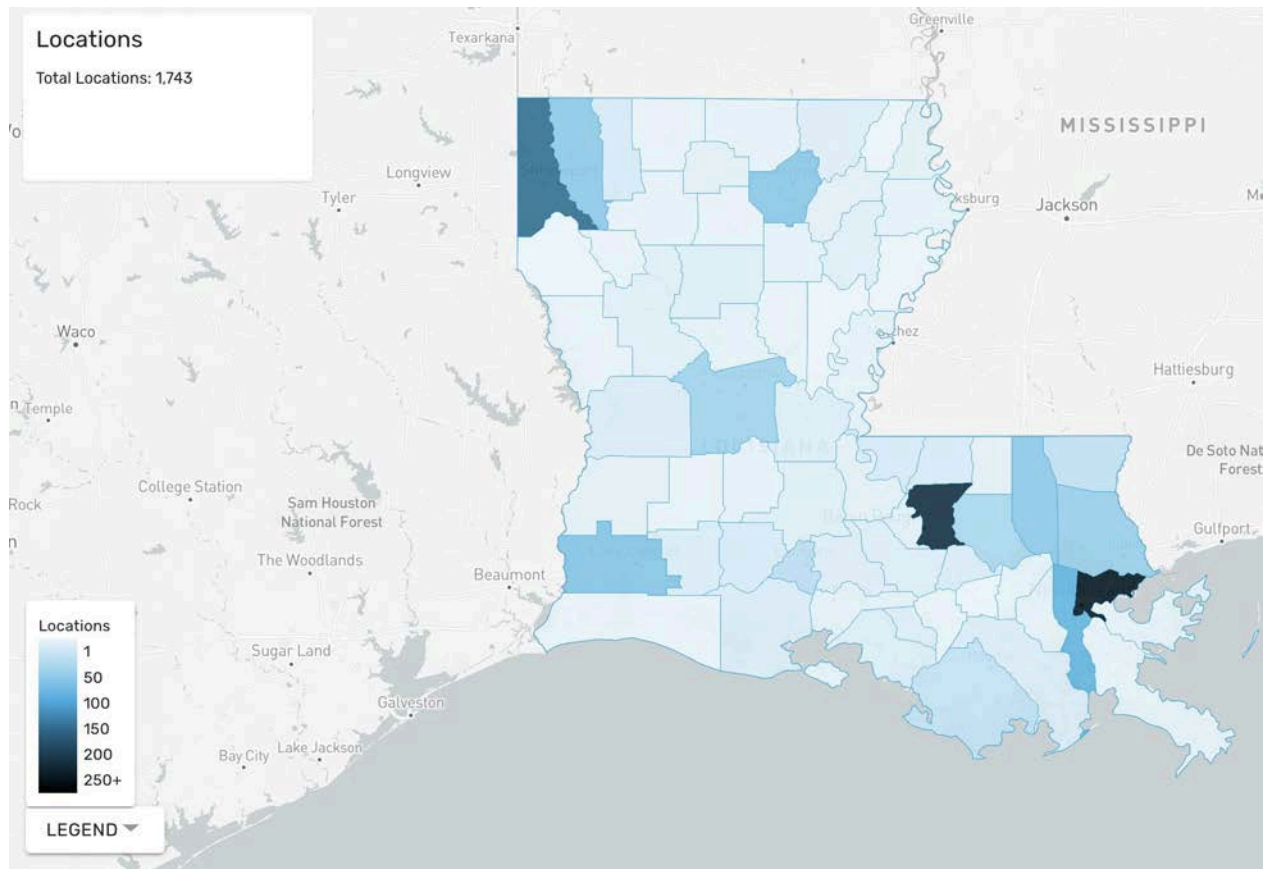


Figure 11. Parish of Origin - All Ages, 2023

For all ages in 2023, the parishes with the highest number of origin locations were Unknown (239, 14%), Orleans (212, 12%), East Baton Rouge (206, 12%), Caddo (146, 8%), Jefferson (103, 6%), and Calcasieu (90, 5%) (Figure 12). Note that parishes with zero locations are not listed.

Results differed between youth and adults. For ages 17 and under, the parishes with the highest number of origin locations were East Baton Rouge (191, 13%), Unknown (163, 11%), Caddo (133, 9%), Orleans (123, 8%), Jefferson (88, 6%) and Calcasieu (81, 6%). For ages 18 and over, the parishes with the highest number of origin locations were Orleans (89, 34%), Unknown (49, 19%), Out of State (24, 9%), East Baton Rouge (15, 6%), Jefferson (14, 5%) and Caddo (13, 5%). To view this breakdown of parish of origin by age in a table, please see Appendix B.

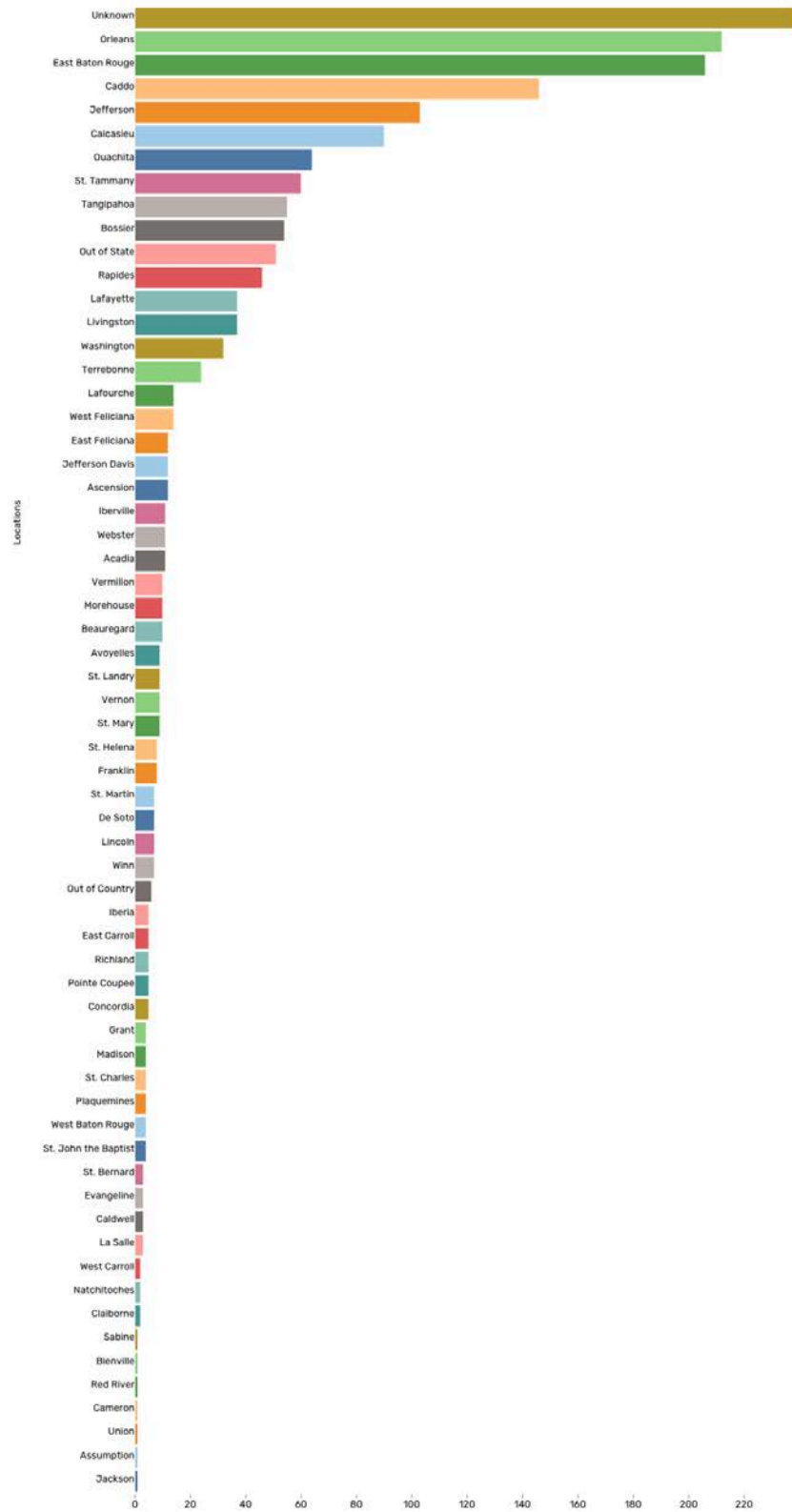


Figure 12. Parish of Origin - All Ages, 2023⁶

⁶ See Appendix B for the corresponding table, with numbers of trafficking locations.

G. SERVICES

Type of Service by Age

Agencies report on the types of services provided to clients during the program enrollment period. Options include medical and mental health services, education, job training, financial and legal assistance, advocacy, meeting basic needs, and more (refer to Appendix A for details).

In 2023, there were 9,471 units of services provided to reported victims. For all ages, individuals were most often provided with case management services (1,096, 12%), followed by multidisciplinary team staffing (1,015, 11%), victim advocacy (852, 9%), safety planning (826, 9%), forensic interviews (784, 8%), mental health (745, 8%), referral to other services in the community (648, 7%) and health (520, 5%) (Figure 13). Percentages are of all services provided. Note that an individual may receive multiple services.

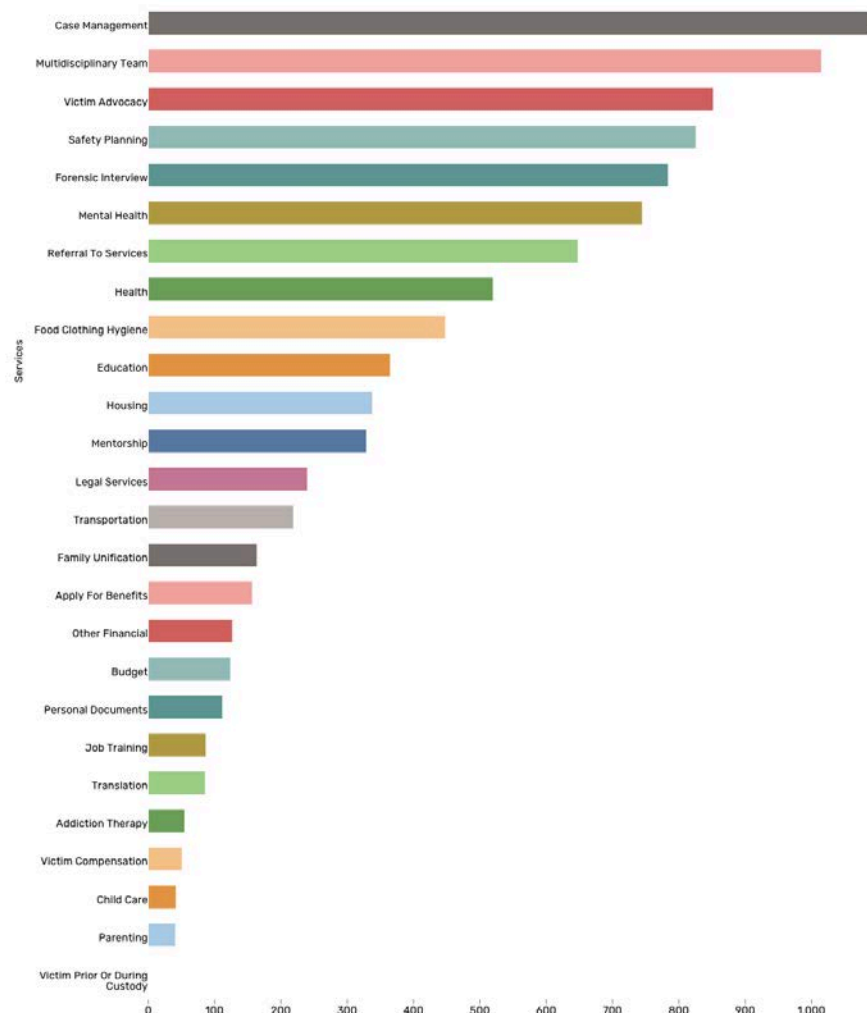


Figure 13. Type of Service - All Ages, 2023

For ages 17 and under, the most frequently provided services were multidisciplinary team staffing (916, 13%), case management (893, 12%), victim advocacy (744, 10%), forensic interview (738, 10%), safety planning (642, 9%), mental health (587, 8%), and referral to other services in the community (485, 7%) (Figure 14).

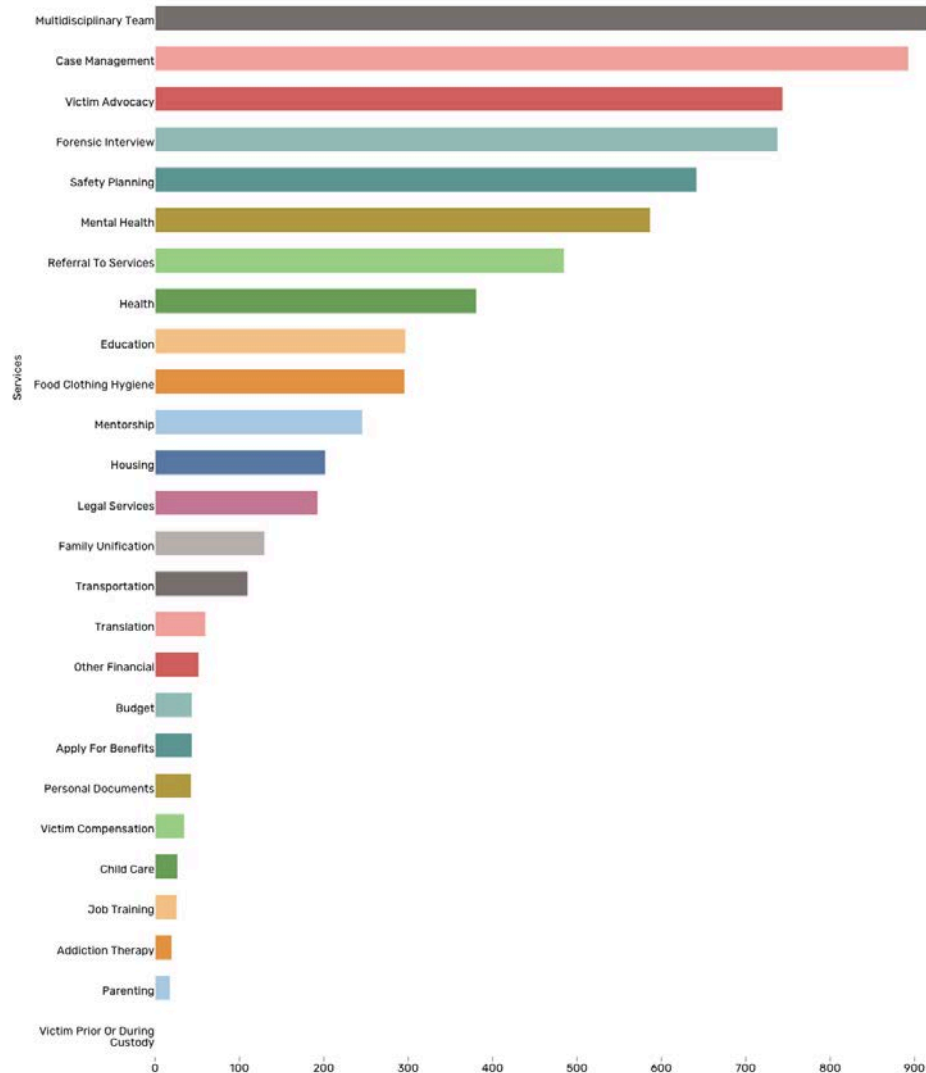


Figure 14. Type of Service - Ages 17 and Under, 2023

For ages 18 and over, the most frequently provided services were case management (200, 9%), safety planning (184, 8%), referral to other services in the community (163, 7%), mental health (158, 7%), food/clothing/hygiene (150, 7%), health (139, 6%), housing (136, 6%), and apply for benefits (113, 5%) (Figure 15).

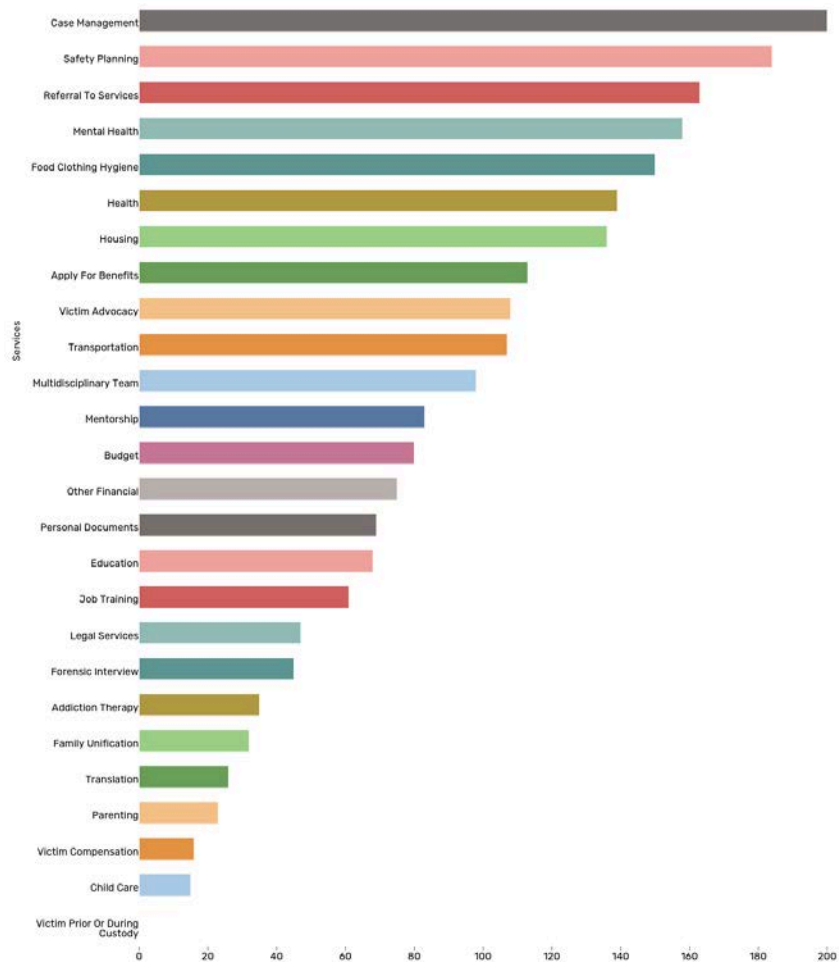


Figure 15. Type of Service - Ages 18 and Over, 2023

Length of Service by Age

The length of service is calculated based on the program entry and discharge dates reported by the service provider. Results are grouped as follows:

- More than one day
- Entered and exited on the same day
- Unknown

For all ages in 2023, 1,547 (89%) received more than one day of service, 12 (1%) had one day, and 184 (11%) were unknown (Figure 16). This is consistent with the length of service averages in 2022. Of those receiving more than one day of service, 1,036 (59%) were still receiving services as of the end of 2023. Of those who completed services, 73% were for 0-3 months, 19% 4-6 months, 10% 7-12 months, and 2% more than 13 months. This is a significant change from the analogous 2022 data, when 28% were for 0-3 months, 20% were for 4-6 months, 27% were 7-12 months, and 25% were more than 13 months.

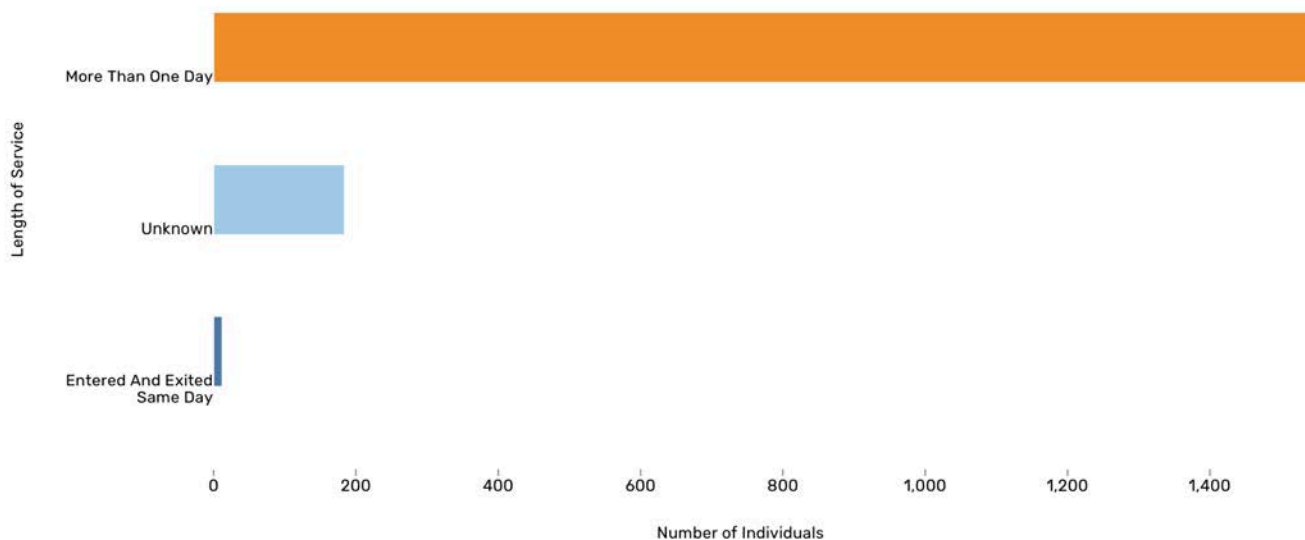


Figure 16. Length of Service - All Ages, 2023

Results were consistent across age groups. For ages 17 and under, 1,323 (91%) received more than one day of service, 5 (<1%) had one day, and 123 (8%) were unknown. For ages 18 and over, 221 (84%) received more than one day of service, 5 (2%) received one day of service, and 36 (14%) were unknown.

Reason for Exit by Age

The reason for exit is defined as the reason the client was discharged from receiving services from the provider, as follows:

- Completed receipt of service delivery
- Transferred/was referred to another service provider
- Did not return/could not be located after initial intake
- No longer chooses to work with the organization
- Moved out of service jurisdiction
- Returned to family or guardian
- Returned to trafficker(s)
- Aged out (reached age 18)
- Remains active in program
- Other reason/not specified

For all ages in 2023, 1,255 (72%) were reported as other or not specified, followed by completion of service (192, 11%), remains active (73, 4%), unable to locate (58, 3%), transferred (46, 3%), no longer works with the organization (37, 2%), moved (33, 2%), returned to family

(27, 2%), aged out (18, 1%), and returned to trafficker (4, <1%) (Figure 17).

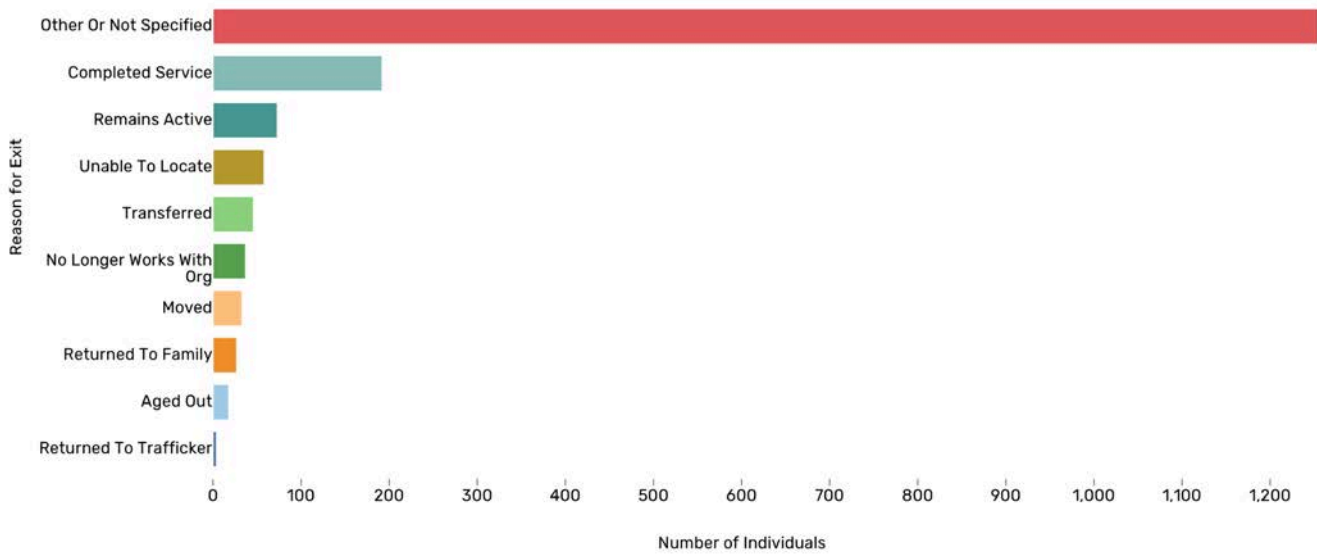


Figure 17. Reason for Exit - All Ages, 2023

For ages 17 and under, 1,075 (74%) were reported as other or not specified, followed by completion of service (167, 12%), remains active (61, 4%), unable to locate (44, 3%), no longer works with the organization (31, 2%), transferred (30, 2%), moved (21, 1%), returned to family (17, 1%), aged out (4, <1%), and returned to trafficker (1, <1%) (Figure 18).

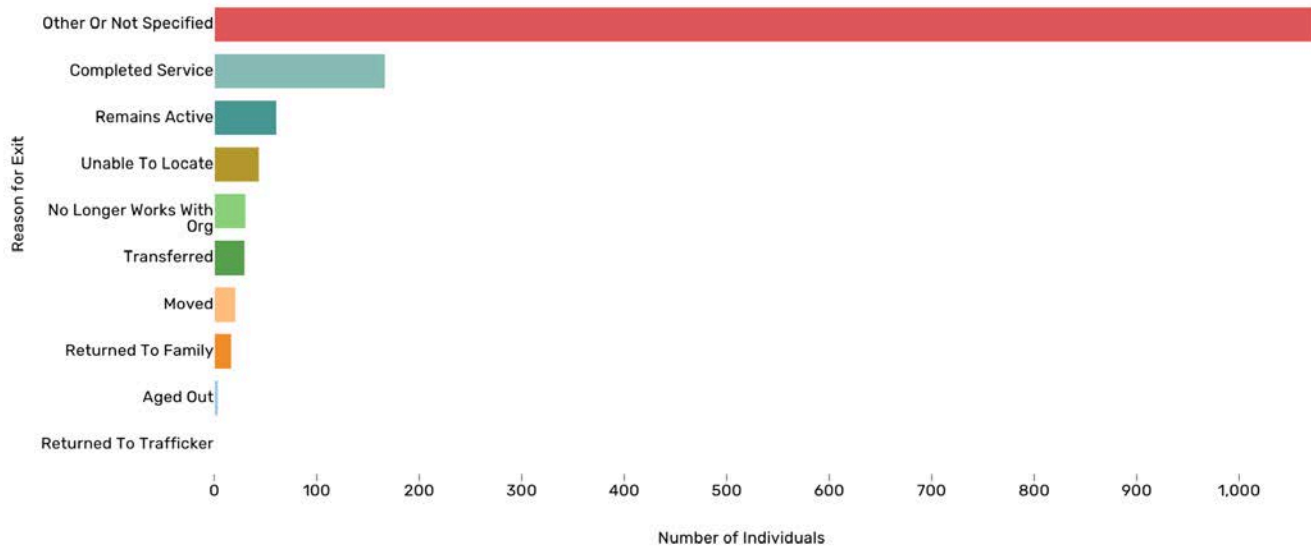


Figure 18. Reason for Exit - Ages 17 and Under, 2023

For ages 18 and over, 154 (59%) were reported as other or not specified, followed by completed service (24, 9%), transferred (16, 6%), aged out (14, 5%), unable to locate (13, 5%), remains active (12, 5%), moved (10, 4%), returned to family (10, 4%), no longer works with organization (6, 2%), and returned to trafficker (3, 1%) (Figure 19).

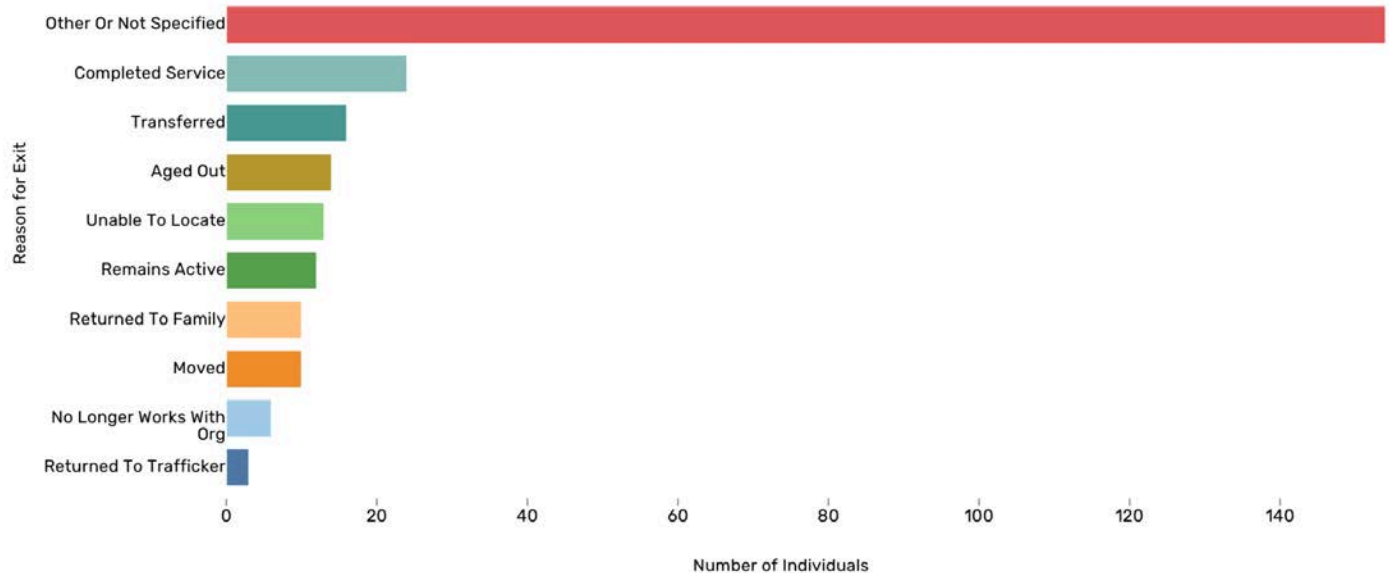


Figure 19. Reason for Exit - Ages 18 and Over, 2023

III. 2017-2023 TRENDS

Data collected from 2017 through 2023 has been aggregated to show multi-year trends. The following section demonstrates how the response to human trafficking in Louisiana has evolved over time.

A. INDIVIDUALS SERVED

From 2017 to 2023, a total of 6,778 individuals were served, of which 4,867 (72%) were new (i.e., started services in the year of reporting). Total individuals served increased by 256%, from 681 in 2017 to 1,743 in 2023, and the percentage of new individuals ranged from 63% to 76% during this period (Figure 20).

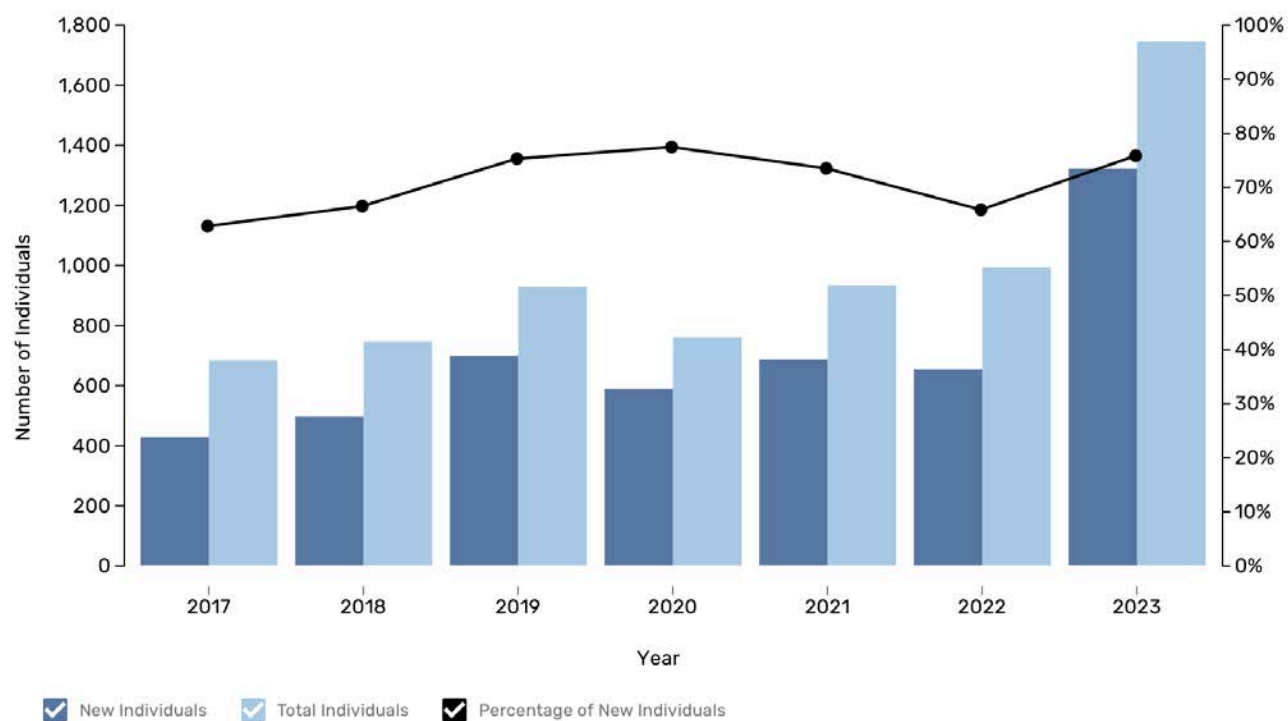


Figure 20. Individuals Served, 2017-2023

	Total	17 and under	18 and over	Unknown
2017-2023	6,778	4,581 (68%)	1,853 (27%)	344 (5%)
2017	681	356 (52%)	269 (40%)	56 (8%)
2018	744	428 (58%)	223 (30%)	93 (13%)
2019	927	516 (56%)	299 (32%)	112 (12%)
2020	759	530 (70%)	198 (26%)	31 (4%)
2021	932	607 (65%)	306 (33%)	19 (2%)
2022	992	693 (70%)	296 (30%)	3 (<1%)
2023	1743	1,451 (83%)	262 (15%)	30 (2%)

B. TYPE OF TRAFFICKING

The majority of individuals served were for sex trafficking. From 2017-2023 for all ages, 5,860 individuals (86%) were categorized as sex trafficking, an increase of 254% from 590 in 2017 to

1,496 in 2023, with 163 (2%) labor trafficking, 190 (3%) both sex and labor trafficking, and 547 (8%) unknown⁷ (Figure 21).

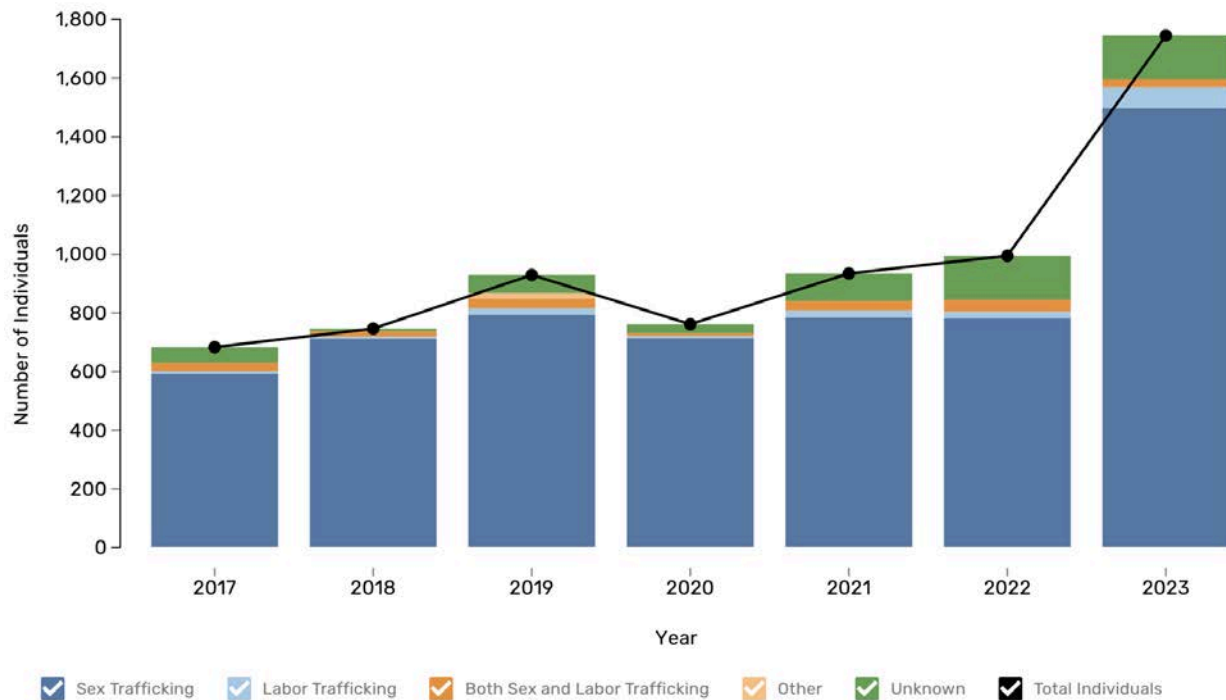


Figure 21. Type of Trafficking - All Ages, 2017-2023

	Total	17 and under	18 and over	Unknown
Sex Trafficking	5,860 (86%)	4,085 (89%)	1,516 (82%)	259 (75%)
Labor Trafficking	163 (2%)	82 (2%)	74 (4%)	7 (2%)
Sex & Labor	190 (3%)	61 (1%)	111 (6%)	18 (5%)
Unknown	547 (8%)	338 (7%)	151 (8%)	58 (17%)

The trends differed by age, with a slightly higher percentage of youth categorized as sex trafficking (88%) compared with adults (83%). For ages 17 and under, sex trafficking increased by 362%, from 352 individuals in 2017 to 1,273 in 2023 (Figure 22). For ages 18 and over, results for all types of trafficking varied from year to year (Figure 23).

⁷ In 2019, there were 18 records marked as “Other,” so the category appears only in that year. Also in 2019, there were 225 records marked as “Risk for Human Trafficking,” which were combined with Sex Trafficking.

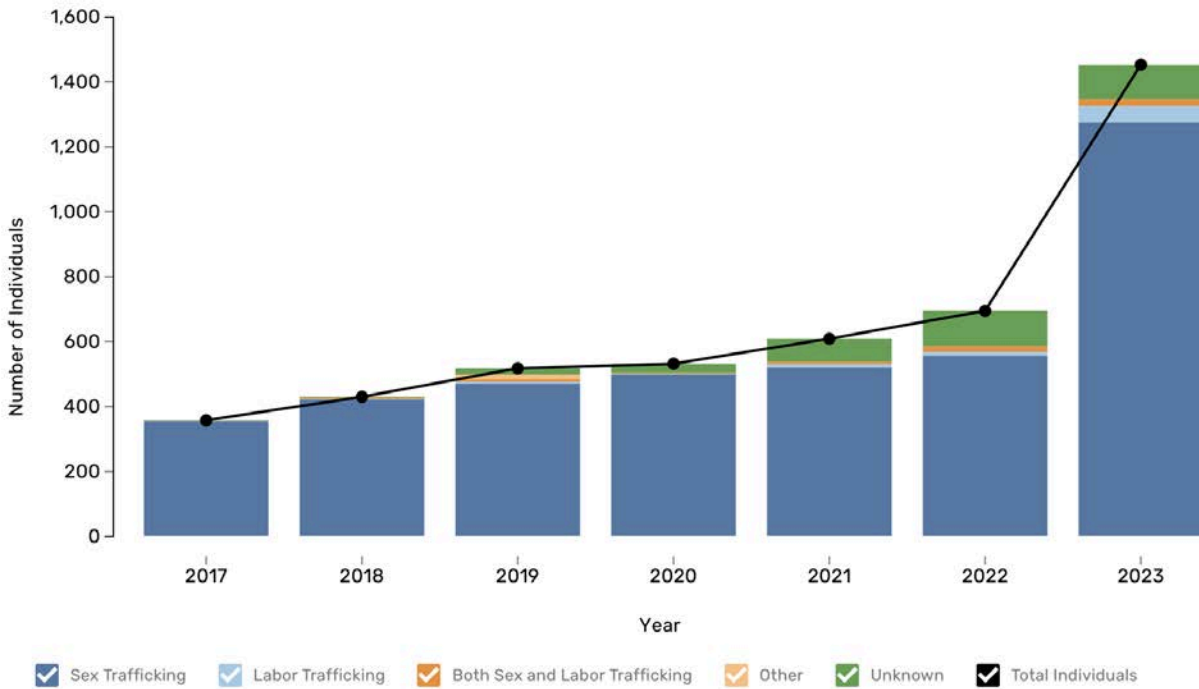


Figure 22. Type of Trafficking - Ages 17 and Under, 2017-2023

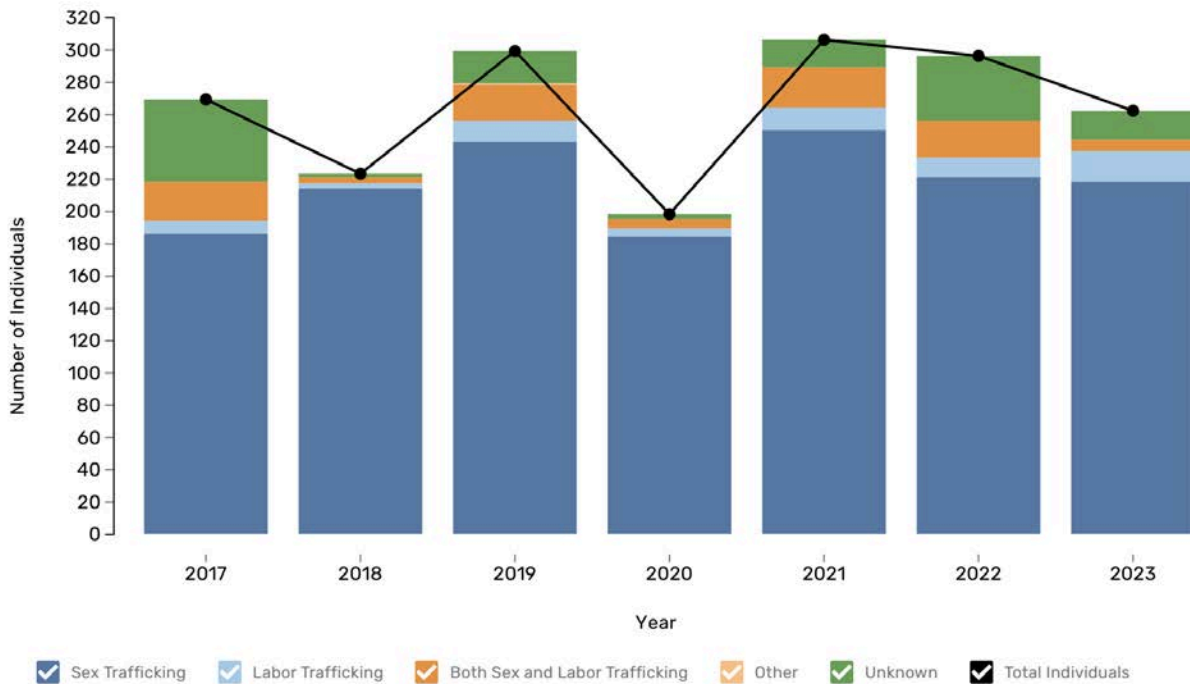


Figure 23. Type of Trafficking - Ages 18 and Over, 2017-2023

C. VICTIM STATUS

From 2017 to 2023 for all ages, there were 3,560 (53%) confirmed victims, 2,344 (35%) suspected victims, and 874 (13%) unknown. Results varied from year to year, with confirmed victims increasing steadily from 2019 to 2023 (Figure 24), and with results for suspected victims increasing significantly in 2023 (to 53%), as compared to prior years.⁸ Note that this increase is similarly significant with respect to those ages 17 and under.⁹

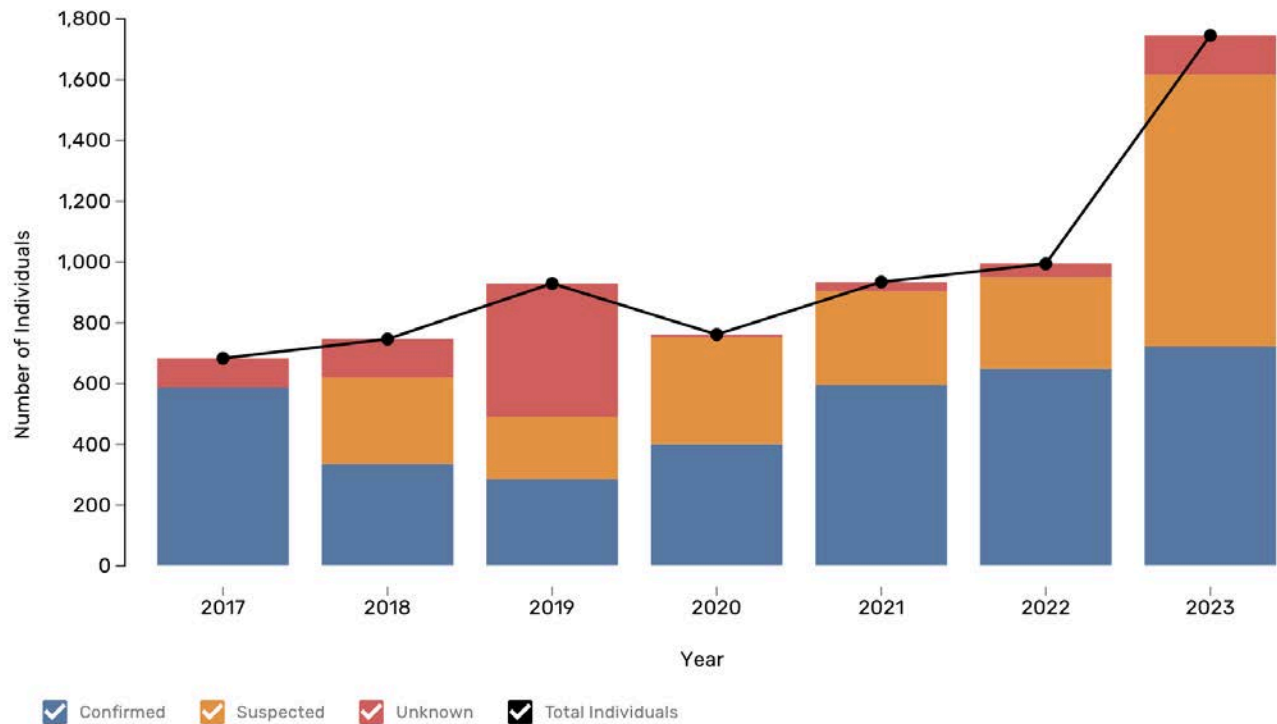


Figure 24. Victim Status - All Ages, 2017-2023

	Total	17 and under	18 and over	Unknown
Confirmed	3,560 (53%)	2,005 (44%)	1,422 (77%)	133 (39%)
Suspected	2,344 (35%)	2,172 (47%)	165 (9%)	7 (2%)
Unknown	874 (13%)	404 (9%)	266 (14%)	204 (59%)

⁸ Note that for all ages, in each of the following years, suspected victims percentages were as follows (Figure 24): (i) 2023 - 53%, (ii) 2022 - 30%, (iii) 2021 - 33%, (iv) 2020 - 46%, (v) 2019 - 22%, and (vi) 2018 - 38%.

⁹ Note that for those 17 and Under, in each of the following years, suspected victim percentages were as follows: (i) 2023 - 58%, (ii) 2022 - 40%; (iii) 2021 - 47%; (iv) 2020 - 61%; (v) 2019 - 32%; and (vi) 2018 - 62%.

For ages 17 and under, there was a lower percentage of confirmed victims and higher percentage of suspected victims compared to all ages, with 2,005 (44%) confirmed, 2,172 (47%) suspected, and 404 (9%) unknown (Figure 25).

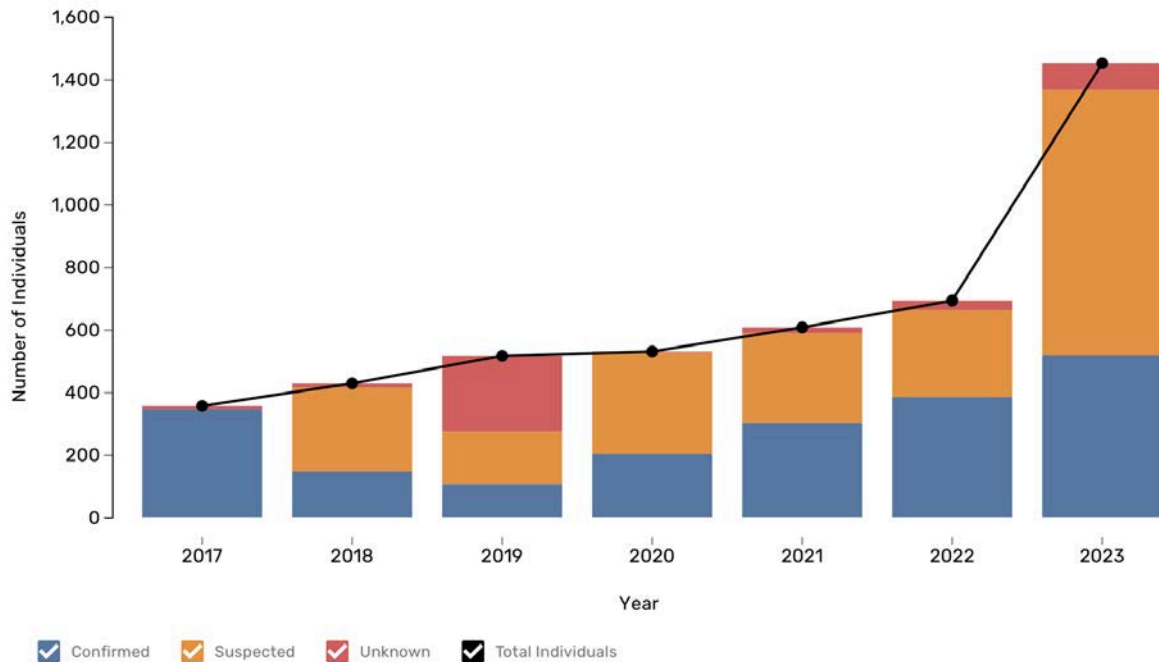


Figure 25. Victim Status - Ages 17 and Under, 2017-2023

For ages 18 and over, the percentage of confirmed victims was much higher overall compared with youth or all ages, with 1,422 (77%) confirmed, 165 (9%) suspected, and 266 (14%) unknown (Figure 26).

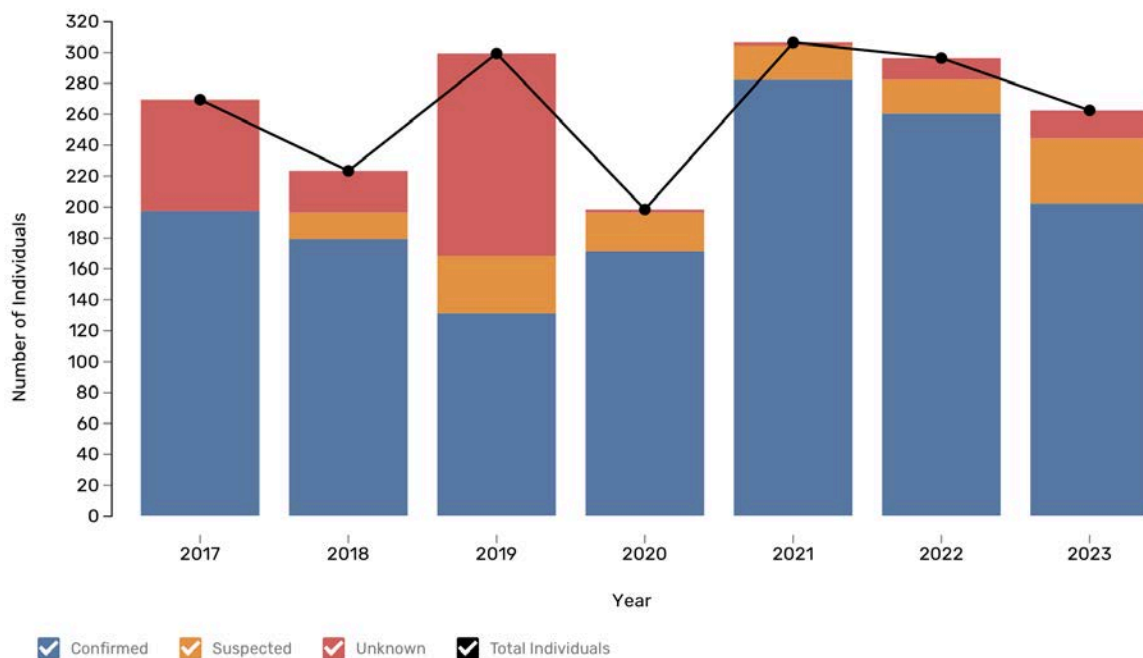


Figure 26. Victim Status - Ages 18 and Over, 2017-2023

D. LOCATIONS

While results for trafficking and origin locations varied from year to year; certain parishes were predominant from 2017 through 2023. The top ten parishes of trafficking overall were Unknown (19%), Orleans (18%), East Baton Rouge (17%), Caddo (12%), Jefferson (7%), Out of State (6%), Bossier (5%), Calcasieu (6%) and Ouachita (5%) (Figure 27).

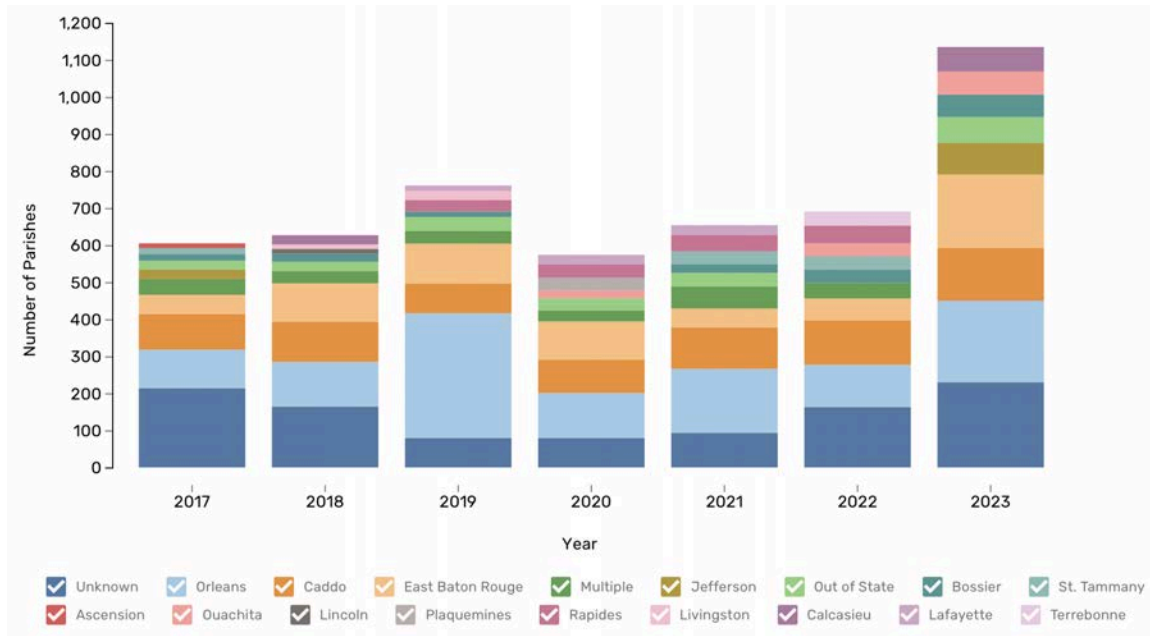


Figure 27. Parish of Trafficking - All Ages, 2017-2023

The top ten parishes of origin overall were Unknown (20%), Orleans (17%), East Baton Rouge (17%), Caddo (12%), Jefferson (8%), Calcasieu (7%), St. Tammany (5%), Ouachita (5%), Bossier (4%), and Tangipahoa (4%) (Figure 28).

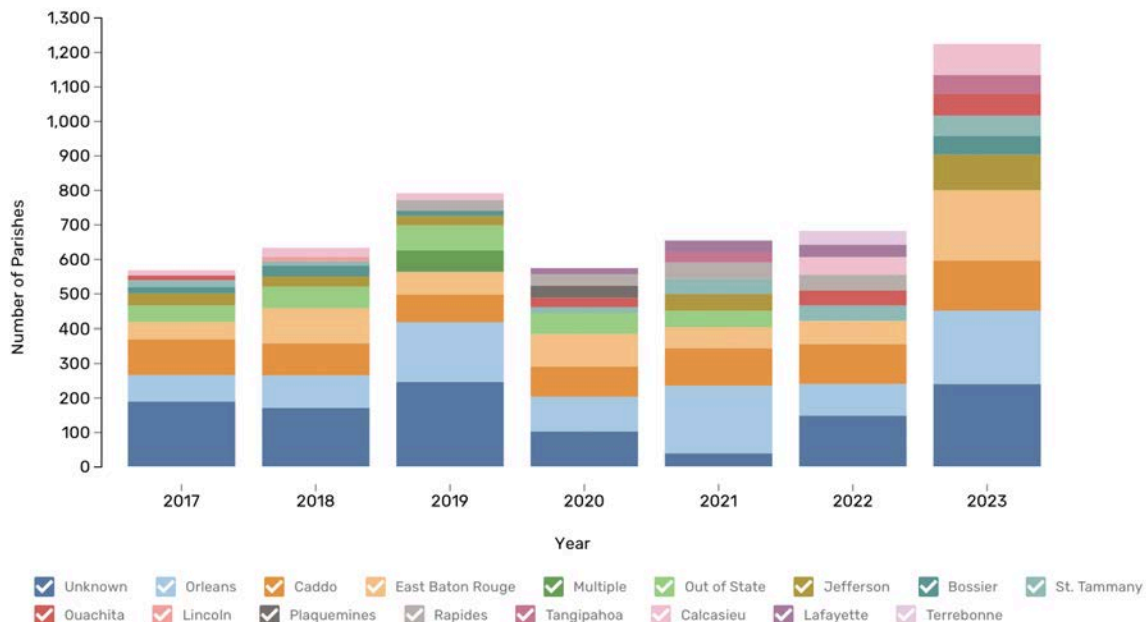


Figure 28. Parish of Origin - All Ages, 2017-2023

6.0 DCFS HUMAN TRAFFICKING HOTLINE DATA

I. OVERVIEW OF ACT 662 AND HUMAN TRAFFICKING REFERRALS

In 2022, the Louisiana Legislature passed Act 662 to create a one-point of entry reporting hotline for allegations of child sex trafficking through the DCFS and to provide for specialized care coordination and advocacy services for child victims. The new human trafficking hotline launched on January 1, 2023. The DCFS hotline was created to receive all reports involving alleged child sex trafficking, regardless of parental or caretaker culpability. To report alleged child sex trafficking, mandated reporters and the general public are able to call the DCFS child abuse/neglect hotline at 1-855-4LA-KIDS (1-855-452-5437) and select option #4. The hotline is toll-free, 24 hours a day, 7 days a week. All reports involving alleged child victims of sex trafficking are forwarded to the Louisiana State Police for referral to the appropriate local law enforcement agencies for investigation or other appropriate action. If the report includes allegations of parental or caretaker involvement in the trafficking or in other forms of abuse/neglect, DCFS will also investigate. The hotline has effectively increased identification of victims and coordination between state agencies, law enforcement, and service providers tasked with investigating cases, helping victims to safety, and advocating on their behalf.

As a result of Act 662 funding, care coordination and advocacy services are available to child victims of sex trafficking in every region of the state. Care Coordination refers to a specialized human trafficking multi-disciplinary team response based out of Louisiana's Children Advocacy Centers. Learn more about Care Coordination services by visiting lacacs.org/leytc/. Advocacy services provide children and youth victims with long-term case management and crisis response. Advocacy agencies, BCFS Health and Human Services and Unbound Now, host highly trained regional advocates who are available for 24-hour 365-day response and support. Advocates work closely with local service providers, child welfare, and law enforcement by participating in regional care coordination teams. BCFS Health and Human Services provides a state-wide advocacy response, while Unbound Now serves the Baton Rouge and New Orleans regions.

The following charts detail the hotline data for allegations of child sex trafficking for calendar year 2023. A specialized intake worker screens each case reported to the hotline. All reports involving alleged child victims of sex trafficking are forwarded to the Louisiana State Police for referral to the appropriate local law enforcement agencies for investigation or other appropriate action. Cases designated as "confirmed" or "suspected" for human trafficking are referred to care coordination services.. For additional information regarding the DCFS hotline, please visit www.dcfs.la.gov/page/juvenile-sex-trafficking.

II. TOTAL HOTLINE CALLS RECEIVED

The number of calls received to the DCFS Human Trafficking Hotline in 2023 were 856. Of the 856 calls, 964 alleged child victims were reported. In some instances, multiple victims were reported in a single call.

Total Calls Received	856
Number of Alleged Victims Reported	964

III. TOTAL ALLEGED VICTIMS REPORTED BY VICTIM STATUS

The number of alleged child victims reported to the hotline in 2023 were 964. Approximately 32% were screened as confirmed, 54% were screened as suspected, and 14% were alleged without screening indicators. Alleged without screen indicators refer to cases where an allegation of child sex trafficking is made but the screening found no indicators of sex trafficking. All reports, confirmed, suspected, and alleged without screening indicators, were referred to law enforcement.

Victim Status	Total (964)
Confirmed	308 (32%)
Suspected	525 (54%)
Alleged Without Screening Indicators	131 (14%)

IV. TYPE OF TRAFFICKING

The hotline primarily received calls on allegations of child sex trafficking, as required by Act 662. In some instances, reporters also included allegations of child labor trafficking alone or allegations of both child labor trafficking and child sex trafficking. Approximately 94% of the calls were child sex trafficking, 5% were child labor trafficking, and 1% were child sex and labor trafficking.

Type of Trafficking	Total (964)
Juvenile Sex Trafficking	903 (94%)
Juvenile Labor Trafficking	50 (5%)
Juvenile Sex and Labor Trafficking	11 (1%)

V. DEMOGRAPHICS

Age

Of the number of alleged child victims reported, 16% were 10 years of age and under. 84% were between the ages of 11 and 17. Further, 65% of all alleged child victims reported were between the ages of 14-17. The most frequently reported age of alleged child victims was 15, totaling 20% of all alleged child victims reported.

Age	Total (964)
10 and Under	154 (16%)
11 - 17	810 (84%)

Gender

The majority of alleged child victims that were reported to the hotline were Female (83%), while 15% reported were Male and 2% had an Unknown gender.

Gender	Total (964)
Female	804 (83%)
Male	146 (15%)
Unknown	14 (2%)

Race

The majority of alleged child victims that were reported to the hotline were identified as African American or Black (43%), followed by the following races: White (39%), Unknown (15%).

Race	Total (964)
African American or Black	415 (43%)
American Indian or Alaska Native	2 (.2%)
Asian	2 (.2%)
Multiracial	25 (3%)
Unknown	141 (15%)
White	379 (39%)

VI. LOCATIONS

The majority of alleged child victims that were reported to the hotline were identified with an Unknown (213, 22%) trafficking location, followed by the following parishes: East Baton Rouge (110, 11%), Orleans (88, 9%), Out of State (63, 7%), Jefferson (50, 5%) and Rapides (49, 5%). Note that parishes with zero incidents of child sex or labor trafficking reported are not listed.

Trafficking Location	Total (964)
Acadia	7
Ascension	3
Avoyelles	7
Beauregard	1
Bienville	1
Bossier	18
Caddo	41

Calcasieu	42
Caldwell	1
Concordia	2
East Baton Rouge	110
East Feliciana	6
Evangeline	2
Iberia	6
Iberville	4
Jefferson	50
Jefferson Davis	5
Lafayette	37
Lafourche	10
Lincoln	2
Livingston	18
Morehouse	3
Natchitoches	1
Orleans	88
Ouachita	32
Out of State	63
Plaquemines	4
Rapides	49
Richland	2
Sabine	1
St. Bernard	2
St. Charles	1
St. James	2

St. John	3
St. Landry	3
St. Martin	3
St. Mary	6
St. Tammany	37
Tangipahoa	32
Terrebonne	12
Vermilion	5
Vernon	5
Washington	10
Webster	5
West Carroll	1
West Feliciana	7
Winn	1
Unknown	213

7.0 ACKNOWLEDGEMENTS

This report could not have been produced without the agencies that strive daily to serve the needs of human trafficking victims and survivors in Louisiana. Special thanks to the following agencies and organizations that responded to provide data for this year's report:

- Baptist Friendship House
- Baton Rouge Children's Advocacy Center
- BCFS Health and Human Services
- Caddo Parish Juvenile Services
- Calcasieu Parish Juvenile Justice Services
- Catholic Charities of the Dioceses of Baton Rouge
- Child Advocacy Services
- Children's Advocacy Center of Lafourche
- Children's Advocacy Center of Northeast Louisiana
- Children's Advocacy Network
- Covenant House New Orleans
- Department of Children and Family Services (DCFS)
- Domestic Abuse Resistance Team (DART)
- Dragonfly Harbor
- Eden House
- Faith House of Acadiana
- Family & Youth Counseling Agency
- Families in Need of Services (FINS) - Louisiana Supreme Court
- Free NOLA
- Freedom 13 Ministries – Purchased: Not for Sale NELA
- Gingerbread House
- Hearts of Hope
- Hope House
- Metanoia Manor
- Methodist Children's Home - All Campuses
- Metropolitan Center for Women and Children
- New Orleans Children's Advocacy Center/Audrey Hepburn CARE Center at Children's Hospital
- New Orleans Family Justice Center
- Plaquemines Community Care Center
- Purchased: Not for Sale Shreveport
- Safe Harbor Northshore
- Sexual Trauma Awareness & Response (STAR)
- Terrebonne Parish Children's Advocacy Center

- The Kennedy Center of Louisiana
- The Wellspring Alliance for Families
- Unbound Now
- Washington Parish Sexual Assault Center/ADAPT Inc.

For more information on the data findings and information included in this report or to submit data for Calendar Year 2024, please email the Governor's Office of Human Trafficking Prevention at humantrafficking@la.gov. For specific information about the human trafficking response in Louisiana or to find services for victims and survivors, please visit the Human Trafficking Prevention Resource Center of Louisiana at humantrafficking.la.gov. For additional information about Allies or Lighthouse, please email lighthouse@alliesagainstsavery.org.

8.0 APPENDICES

I. APPENDIX A: INSTRUCTION SHEET FOR DATA ENTRY

Agency Name - Enter your agency's name.

Victim Initials - Complete with the first initial of the victim's first name and the first initial of the victim's last name. If unknown, partly unknown, or unable to provide, skip.

Victim DOB - Complete with the victim's date of birth. If unknown or unable to provide, skip and provide age or estimated age in the next step.

Victim Age or Approximate Age - Complete with the victim's actual or approximate age, in years. This field must be completed if **Victim DOB** is left blank.

Gender - Enter the gender that best corresponds to the victim's gender. The options are:

- Female - Enter if the victim identifies as female and is not transgender.
- Male - Enter if the victim identifies as male and is not transgender.
- Nonbinary - Enter if the victim identifies as nonbinary.
- Transgender - Enter if the victim identifies as transgender.
- Unknown - Enter if the victim's gender is unknown.
- Other - Enter if the victim's gender is an option other than the ones provided.

Sexual Orientation - Enter the sexual orientation that best corresponds with how the victim identifies their sexual orientation. The sexual orientation options are:

- Bisexual
- Gay
- Lesbian
- Heterosexual
- Asked but unknown
- Unknown
- Other

Race - Enter the race that best corresponds with how the victim identifies their race. The race options are:

- African American
- American Indian or Alaska Native
- Asian

- Native Hawaiian or Other Pacific Islander
- Other
- Unknown
- White

Ethnicity - Enter the victim's ethnicity. The ethnicity options are:

- Latino
- Non Latino
- Unknown

Education Level - Enter the victim's level of education. The education level options are:

- Pre-K
- K
- 1
- 2
- 3
- 4
- 5
- 6
- 7
- 8
- 9
- 10
- 11
- 12
- Some high school, no diploma
- High school diploma/GED
- Some college credit, no degree
- Trade/technical/vocational training
- Associate's degree
- College/advanced degree

Disability - Select whether the victim has a disability. The disability options are:

- None
- Physical Disability
- Intellectual Disability
- Both
- Other
- Unknown

Immigration Status - Enter the victim's immigration status. The immigration status options are:

- U.S. Citizen
- Lawful Permanent Resident
- Temporary Visitor
- Undocumented Immigrant
- Unknown

Parish of Trafficking Incident - Enter the parish in which trafficking occurred.

Parish of Origin - Enter the parish where the victim identifies as their principal, or home, location. If it is out of state, enter the city or county and state. If it is out of the country, enter the country.

Trafficking Type - Select the type of trafficking that occurred. The entry reasons are:

- Labor Trafficking
- Sex Trafficking
- Sex Trafficking and Labor Trafficking
- Unknown

Victim Status - Select whether the client is a confirmed victim or suspected victim. Examples of what constitutes a confirmed or suspected victim are below. These definitions were developed by the Governor's Office of Human Trafficking Prevention with input from national, state, and local experts in the field of anti-human trafficking.

- **“Confirmed” Victim of Human Trafficking:** A trafficking event is considered “confirmed” when evidence supports the conclusion that the individual is a victim of human trafficking, as defined in La. RS 14:46.2, La. RS 14:46.3, or the federal Trafficking Victims Protection Act (TVPA). The supporting evidence must be more than just an allegation or suspicion.

Examples of confirmed victim status include, but are not limited to:

- For Adults:
 - Victim discloses a trafficking situation.
 - Evidence confirms the individual is being forced, defrauded, or coerced to provide labor or services, including commercial sexual activity.
 - Victim status is confirmed by law enforcement, U.S. Attorney, District Attorney, HHS, victim advocate, or other qualified professional.

- The individual has a T-Visa, continued presence status, or other certification letter stating they are a “victim of a severe form of trafficking” under federal law.
- For Minors:
 - Victim discloses a trafficking situation.
 - Evidence confirms involvement of child, or person under 21 years of age, in commercial sexual activity; or evidence confirms the child is being forced, defrauded, or coerced into providing labor or services.¹⁰
 - Victim status is confirmed by law enforcement, the Department of Children and Family Services (DCFS), U.S. Attorney, District Attorney, HHS, victim advocate, or other qualified professional.
 - The child is experiencing forced labor and is unable to quit a job without the threat of violence or retribution. This includes jobs that are informal or illegal.
 - There are photos, videos, and/or advertisements of the child for commercial sexual services.
 - Someone witnessed the child engage or intend to engage in a commercial sexual activity.
 - The child has a T-Visa, continued presence status, or other certification letter stating they are a “victim of a severe form of trafficking” under federal law.
- **“Suspected” Victim of Human Trafficking:** A trafficking event is considered “suspected” when specific information regarding the individual and the surrounding circumstances creates a reasonable belief that the individual is a victim of human trafficking. The presence of one of more risk factors does not necessarily equate to a “suspected” case of trafficking.

Examples of suspected victim status include, but are not limited to:

- For Adults:
 - A person reports or discloses a situation(s), including a concurrent or related crime, that indicates possible trafficking might have also occurred but without direct confirmation or a disclosure of human trafficking.
 - Suspicion of forced labor or debt bondage as a result of poor or dangerous labor conditions, inadequate wages, breach in contract or no written contract, and/or threats of legal action from authorities by the employer.

¹⁰ Note: Under La RS 14:46.2(A)(1)(b) and 14:46.3, a person under the age of 21 that is involved in commercial sexual activity is considered a victim of human trafficking - force, fraud or coercion does not have to be proven. Labor trafficking victimization, regardless of age, requires the element of force, fraud, and coercion.

- Initial determination by a community agency or from national or local hotline seeking help for a potential victim, but without direct confirmation or a disclosure that trafficking situation has occurred.
- For Minors:¹¹
 - The child reports or discloses a situation(s), including a concurrent or related crime, that indicates possible trafficking might have also occurred but without direct confirmation or a disclosure of human trafficking.
 - Suspicion of forced labor or debt bondage as a result of evidence of child labor violations, poor or dangerous labor conditions, inadequate wages, breach in contract or no written contract, and/or threats of legal action from authorities by the employer.
 - The child has known associations with other minor victims of trafficking or other adults that are exchanging commercial sexual activity for drugs, shelter, food, goods, or money.
 - The child is engaging in risky sexual online activity with possible commercial elements (example, a suspicion he/she is exchanging nude images and/or videos for something of value).
 - Evidence of frequent truancy, missing and runaway episodes, or homelessness, in combination with other indicators of possible trafficking.

Program Entry Date - Complete with the date the client began receiving services from the provider.

Program Discharge Date - (If applicable) Enter the date the client was discharged from receiving services from the provider. If the client is continuing to be served, enter 01/01/2023 as the discharge date.

Discharge Reason - Enter the reason the client was discharged from receiving services from the provider. The discharge reasons are:

- Aged out (reached age 18)
- Client moved out of service jurisdiction
- Client returned to trafficker
- Completed service
- No longer chooses to work with the organization
- Remains active in the program
- Returned to family
- Transferred/referred to another service provide

¹¹ Note: Most screening tools are not diagnostic tools. If a screening for human trafficking has been conducted on an individual, the results of the screening may not be sufficient alone to determine victim status.

- Unable to locate
- Other reason/not specified

Services Provided During Program Enrollment – Enter a **YES** for each service which was provided to the victim during the program enrollment period. The options are:

- Health - Select if the victim was provided with medical care or treatment.
- Mental Health - Select if the victim was provided with mental health services (e.g. counseling, therapy, etc.).
- Housing - Select if the victim was provided with shelter/housing.
- Education - Select if the victim was provided with educational services, such as a GED program.
- Job Training - Select if the victim was provided services meant to assist them in gaining employment.
- Child Care - Select if the victim was provided assistance in caring for their child(ren).
- Victims Compensation - Select if the victim was provided with victim compensation.
- Legal Services - Select if the victim was provided with legal services, such as consultation or representation.
- Referral to Community Services - Select if the victim was referred to other service providers within the community.
- Family Unification - Select if the victim was provided services that assisted them in connecting with or returning to family members from whom they had been separated.
- Apply for Federal/State Benefits - Select if the victim was provided guidance or assistance in applying for federal or state benefits (e.g. WIC, SNAP, etc.).
- Multidisciplinary Team Staffing - Select if a multidisciplinary team was formed in support of the victim.
- Forensic Interview - Select if the victim was involved in a forensic interview.
- Addiction Recovery Services - Select if the victim received addiction recovery services, including rehab, detox, or an out-patient program.
- Safety Planning - Select if the victim was provided safety planning.
- Budget or Financial Literacy - Select if the victim received budgeting assistance and/or was provided information related to financial literacy.
- Parenting or Pregnancy Services - Select if the victim received parenting or pregnancy services, including parenting classes.
- Translation or ESL Services - Select if the victim was provided translation assistance or ESL services.
- Victim Advocacy - Select if the victim was provided victim advocacy for any criminal or civil cases. Note: this does not refer to legal representation.
- Transportation - Select if the victim was provided transportation by the agency, including bus passes, plane tickets, ride-share trips.
- Food/Clothing/Hygiene - Select if the victim received direct assistance for food or groceries, clothing, shoes, and/or hygiene products.

- Other Financial assistance - Select if the victim received other financial assistance.
- Personal Documents Assistance - Select if the victim received assistance in obtaining any personal documentation, such as identification, social security card, birth certificate, citizenship documents, passports, etc.
- Mentorship - Select if the victim was provided mentorship or peer-to-peer support.
- Case Management - Select if the victim received case management support.
- Other - Specify any other service was provided that is not included in one of the previous categories.

II. APPENDIX B: LOCATION TABLES

A. PARISH OF TRAFFICKING BY AGE

	Total	17 and under	18 and over
Acadia	13	12	1
Allen	1	1	0
Ascension	11	8	3
Assumption	1	1	0
Avoyelles	9	9	0
Beauregard	5	5	0
Bienville	2	1	1
Bossier	60	56	4
Caddo	143	130	13
Calcasieu	66	62	4
Caldwell	3	3	0
Cameron	1	1	0
Catahoula	0	0	0
Claiborne	1	1	0
Concordia	4	4	0
De Soto	6	5	1
East Baton Rouge	202	189	13
East Carroll	5	5	0
East Feliciana	13	12	1
Evangeline	3	3	0
Franklin	6	3	3
Grant	4	4	0
Iberia	4	4	0
Iberville	9	9	0
Jackson	1	1	0
Jefferson	85	74	10
Jefferson Davis	12	12	0
La Salle	3	3	0

Lafayette	31	29	2
Lafourche	11	11	0
Lincoln	5	5	0
Livingston	43	41	2
Madison	3	3	0
Morehouse	8	8	0
Multiple	26	23	3
Natchitoches	6	6	0
Orleans	220	129	89
Ouachita	64	59	5
Out of Country	14	7	7
Out of State	70	41	29
Plaquemines	3	2	1
Pointe Coupee	5	5	0
Rapides	50	50	0
Red River	1	1	0
Richland	5	5	0
Sabine	1	1	0
St. Bernard	4	4	0
St. Charles	4	4	0
St. Helena	5	5	0
St. James	0	0	0
St. John the Baptist	4	4	0
St. Landry	7	7	0
St. Martin	8	8	0
St. Mary	10	10	0
St. Tammany	54	49	5
Tangipahoa	60	58	2
Tensas	0	0	0
Terrebonne	27	26	1
Union	2	2	0
Unknown	230	142	61
Vermilion	11	11	0

Vernon	11	11	0
Washington	28	28	0
Webster	13	12	1
West Baton Rouge	6	6	0
West Carroll	0	0	0
West Feliciana	13	13	0
Winn	7	7	0

B. PARISH OF ORIGIN BY AGE

	Total	17 and under	18 and over
Acadia	11	11	0
Allen	0	0	0
Ascension	12	9	3
Assumption	1	1	0
Avoyelles	9	9	0
Beauregard	10	10	0
Bienville	1	1	0
Bossier	54	50	4
Caddo	146	133	13
Calcasieu	90	81	9
Caldwell	3	3	0
Cameron	1	1	0
Catahoula	0	0	0
Claiborne	2	2	0
Concordia	5	5	0
De Soto	7	5	2
East Baton Rouge	206	191	15
East Carroll	5	5	0
East Feliciana	12	12	0
Evangeline	3	3	0
Franklin	8	4	4
Grant	4	3	1

Iberia	5	4	1
Iberville	11	11	0
Jackson	1	1	0
Jefferson	103	88	14
Jefferson Davis	12	12	0
La Salle	3	3	0
Lafayette	37	34	3
Lafourche	14	14	0
Lincoln	7	6	1
Livingston	37	33	4
Madison	4	4	0
Morehouse	10	8	2
Multiple	2	2	0
Natchitoches	212	123	89
Orleans	64	60	4
Ouachita	6	1	5
Out of Country	51	25	24
Out of State	4	3	1
Plaquemines	5	5	0
Pointe Coupee	46	45	1
Rapides	1	1	0
Red River	5	5	0
Richland	1	1	0
Sabine	3	3	0
St. Bernard	4	4	0
St. Charles	8	8	0
St. Helena	0	0	0
St. James	4	4	0
St. John the Baptist	9	9	0
St. Landry	7	7	0
St. Martin	9	9	0
St. Mary	60	54	6
St. Tammany	55	52	3

Tangipahoa	0	0	0
Tensas	24	23	1
Terrebonne	1	0	1
Union	239	163	49
Unknown	10	10	0
Vermilion	9	9	0
Vernon	32	32	0
Washington	11	10	1
Webster	4	4	0
West Baton Rouge	2	2	0
West Carroll	14	13	1
West Feliciana	7	7	0
Winn	7	7	0