



Newsletter

3rd Quarter 2022

Aquarius 2023

CALL FOR ENTRIES

We are fortunate to hold the 2023 CCWS Annual Aquarius California Exhibition once again at the Art Center Morro Bay, 835 Main Street, Morro Bay, CA. The show will run from February 23 thru April 3, 2023. Opening reception and awards will be held February 26 from 2:00 to 4:00 pm.

Judge and Juror Fealing Lin will also conduct the workshop which is held in conjunction with the Aquarius show. The workshop will be a 3-day event and will start on February 27 and will continue through



*A portrait by Aquarius 2023
Judge and Juror Fealing Lin.
© Fealing Lin*

March 1, 2023 at the Nipomo Community Presbyterian Church. Workshop registration forms for the Fealing Lin workshop are available now on the [CCWS website](#). Find more information on the workshop on page 5.

You still have lots of time to paint and enter your work in this show. [Link to Prospectus](#).

Aquarius 2023 show entry will open December 1, 2022 and close January 8, 2023 at midnight. A general announcement for the show entry time will be emailed prior to the entry opening date.

CALL FOR ENTRIES

Autumn 2022

Members Only Show

in our VIRTUAL ONLINE GALLERY

presented by



**CENTRAL
COAST
WATERCOLOR
SOCIETY**

Oct 9 - Oct 15 Entries accepted
Entries close, Oct 15 @ midnite

Oct 18 - 22 Membership voting
Oct 24 Winners posted on Website

All CCWS members may enter.

Judging will be by CCWS Membership.
Send your jpeg email entry to:

ccws@ccwsart.com

ENTRY RULES:

1. Submit a "jpeg" image of painting only. No matte or frame showing in the photo please.
2. No size limitation.
3. Include the title of the painting and your name with the jpeg in your email.
4. Entry must be your own original work, step-by-step paintings from a workshop do not qualify.

Central Coast Watercolor Society

PO Box 2418 Nipomo, CA
93444-2418
www.ccwsart.com

President

Jerry Smith

Vice-President

Michael Grahek

Secretary

Leslie Parsons

Treasurer

Elaine Tillman

Membership

Susan Sevier

Publicity

Mari O'Brien

Workshops

Board of Directors

Aquarius Exhibitions

Diann Johnston

Historian

Linda Denton

Hospitality

Linda Denton

Webmaster

Jerry Smith

Member at Large

Sarah DeLong

**Newsletter Editor, Design and
Production** Dail Schroeder

In this Issue


- 1 CFE Autumn Virtual Show and Aquarius 2023
- 2 President's Message
- 3 **COVID Information**, Plein Air Painters Dates
- 4 Frank Eber Workshop Info
- 5 Fealing Lin Workshop Info
- 6 Summer Show Winners
- 7 CFE Christmas Card Show
- 8 Kathleen Scoggin Workshop Review
- 9 Nipomo Library Exhibit
- 10 June & July Demo Reviews
- 11 Upcoming Demo Artists
- 12 Monday Morning Paint-In Info
- 14 Calendar of Events

President's Message

Recently while wandering through Costco's amazing selection of "Stuff" that one can take home with a tap and go, I stopped by the book section for a spell. The book cover that caught my eye pictured a man with a big smile on his face dressed as a doctor in a hospital. The title was also very interesting to me, "The 2% Way." Numbers have always been fascinating to me especially in past lives being a part of managing manufacturing budgets and Marketing and Sales goals.

The book's title "The 2% Way" was expanded with a tag line that said, "How a Philosophy of Small Improvements" took me to Oxford, the NFL, and Neurosurgery," and it was written by Myron L. Rolle, MD MSc. Now that is quite a resumé and deserves some attention as it took a lot of two percents to achieve his goals. So, needless to say I bought 3 books, one for me and one for each of my two sons who have been or are football coaches.

The 2% for improvement discussed in the book also relates to most if not all improvements artists hope to do with their



Jerry Smith, CCWS President

painting process. I think most watercolor artists are seeking and would be happy to see small but consistent improvement with their individual painting processes. Now where does the 2% improvement idea impact you directly and your painting process? What goals have you set for yourself this week, this month or this year? Whatever they have been or will be, they will not be achieved by you until 2 things happen. You must clearly define the goal(s) and come up with a plan. You will never be able to paint like Sterling Edwards unless you have a plan to get there. You will never be a signature member in the California Watercolor Soci-

Continued on page 3

Our Mission

The Central Coast Watercolor Society was founded in 1976 with the main purpose of fostering interaction, creative activity and artistic development among watercolor artists living on the Central Coast.

In addition, we seek to further the interests, appreciation, activity and growth of watercolor and water media through educational programs and art shows for the community and our membership.

The Central Coast Watercolor Society is classified by the Internal Revenue Code as a 501(c)(3) non-profit organization.

Member News

President's Message

Continued from page 2

ety unless you have an improvement plan.

The real first step to define an improvement plan is to face the reality of what in your painting style needs to be upgraded. This can easily be defined either by consulting fellow artists for their input or by comparing your work with other painters whose finished work you admire.

Now that you have a plan you've written it down so you do not forget what you are trying to do, how long are you going to take to achieve the plans goals? This is where the 2% way takes over your development. "A journey starts one step at a time."

Lying beside my new book, "The 2% Way," on the coffee table was an issue of "Watercolor Artist," published in the Spring of 2021. The cover displays a number of tag lines that should capture the interest of any artist. "5 Artists on Game-Changing Tools," "Better, Stronger Design," "Are You Using This Key Tool," "Painting with Power" and "Play with Color & Texture." WOW this book is for me but not if I do not open it up and really read, understand and apply the information presented to my artistic work. That is one way the 2% improvement applies to each and every artist.

Just think about how many of these Watercolor Artist magazines you seen being thrown away with just a cursory look at the paintings inside. No attempt made to absorb the message being presented. Your 2% improvement in your painting process is very easy by just taking the first step.

Jerry Smith

Important COVID Information

As we gradually return to our previously normal CCWS activities, it is incumbent on all of us to behave responsibly in light of the fact that the pandemic is not really over. (We just would like it to be.)

CCWS requires all attendees for ANY CCWS activity to be fully vaccinated and boosted at least 2 weeks prior to the event. That includes: Monthly Meetings, Paint-Ins, and Workshops, etc. Our church venue in Nipomo is allowing us back for Monday Morning Painting and workshops. Masks are optional but social distancing will be required.

Our church venue in San Luis Obispo is also allowing us back for monthly meetings. Hopefully as we continue to learn to live with this disease we can continue to meet together without infecting each other.

Thursday Morning Plein Air Painters Information

August 18- Bay Shore Bluffs Park, Morro Bay

Drive north on Hwy 1 to Exit at South Bay Bl. (exit #277) Turn left onto South Bay Blvd and drive under freeway. Turn right onto Park View Road which becomes Main Street. Drive around the golf park area and through the neighborhood till you come to Bayshore Drive on your left-hand side. Parking and restrooms and great views of the bay.

August 25 - Laguna Lake, SLO

From Hwy 101 go west on Madonna Rd. and turn right on Dalidio Dr. into park (across from the Post Office). Go to lake and go to the end of the park road, or paint anywhere along lake.

Alternate Directions:

Drive North on Hwy 1 and exit at Morro Bay Blvd. (exit #278) Continue through the roundabout onto Morro Bay and continue to Main St. Turn left on Main St. Turn right on Bay Shore Drive. Parking and restrooms and great views of the bay.

As always, the paint site information is on the CCWS website under the "MORE" tab. You can shortcut to the site via the link below.

[Link to More Upcoming Paint-Out Sites](#)



"Beyond Technique" Finding Individual Expression

Aquarius
2022
Workshop

Tuesday and Wednesday, December 6 and 7, 2022



Frank Eber is a painter's painter. He works in a direct, loose style influenced by the Old World masters. Typical in his art are color mixes and light that evoke nostalgia while remaining absolutely in the present. Frank's watercolor workshops reach beyond technique, encouraging individual expression and observing the elusive balance of forces that create beauty in painting.



Yosemite Valley Ranger Stables, © Frank Eber


Workshop Description

This workshop will focus on intimate works, painted with a limited palette, softly expressive and suggestive rather than detailed.

All levels are welcome but students should have an understanding of the watercolor medium and of simple one point perspective. Students should be able to paint a simple watercolor wash.

Frank stresses a solid foundation in the basics, "...so that our focus is on creating timeless art. An emotional link is necessary in our work, as well as the connection to the vibrancy of everything we paint."

Topics will include design and composition, color and lighting, positives and negatives, simplification of shape, and atmospheric effects. The techniques you will learn in Frank's workshop transcend the watercolor medium.



Yosemite Valley, © Frank Eber

Workshop Venue and Details

The workshop runs from 9:00 am to 4:00 pm with an hour for lunch. Nipomo Community Presbyterian Church's community room at 1235 North Thompson Road, Nipomo, CA is a large, comfortable room with lots of natural light. It has easy access just off the freeway with plenty of parking. Doors open at 8:30 am for set-up and you can leave your things overnight.

Lunch will be provided each day along with coffee, tea, and water.

The workshop fee is \$235 for members and \$275 for non-members. A registration fee of \$100 will hold your place, with balance due Nov 10, 2022.

Click on the Registration Button below for fee information, payment options, directions to the venue and a registration form.




Boca Boats, © Frank Eber



For more information about Frank, visit [his website](#).

Fealing Lin



"Transparent Watercolor Portraiture & Figure"

Aquarius
2023
Workshop

with Award Winning Artist, Fealing Lin

February 27 & 28 and March 1, 2023




Fealing is a signature member of National Watercolor Society, Transparent Watercolor Society of America, Watercolor West, San Diego Watercolor Society and the Missouri Watercolor Society. Her works have been juried in many national exhibitions including NWS, WW, TWSA (Transparent Watercolor Society of Amer-

ica), Brand National, Audubon Artist, San Diego Watercolor International and many others. She has won numerous awards among these shows.

Workshop Description

"Although portrait painting can be very intimidating, Fealing will teach you how to relax and enjoy the process as you discover the spontaneity and




Softly She Smiles

Paintings are copyrighted by Fealing Lin.

uniqueness to watercolor. You will also learn how to capture the quality of light available to you. You will achieve a level of transparency with your images and develop an understanding of head architecture that will give you the confidence to take on even the most challenging portraits."

During this workshop, you'll learn how to use value and temperature change, as well as transparent glazing to allow the glow of the paper to shine through. By balancing colors and weaving lights and darks, you will be able to achieve successful painterly paintings.

The workshop will include daily demos and time for individual painting with critiques. Be prepared for an art intensive 3 days.



Pondering

Workshop Venue and Details

The workshop will be 3 days, Monday, Tuesday and Wednesday from 9 am to 4 pm with an hour for lunch. It will be held at the Nipomo Community Presbyterian Church, 1235 North Thompson Road, Nipomo, CA. The workshop venue is a large, comfortable, room with lots of natural light. Doors will open at 8:30 am each day for set-up and you can leave your things overnight.

Lunch will be provided each day along with coffee, tea, and water.

The workshop fee is \$335 for members and \$375 for non-members. A registration fee of \$100 will hold your place, with the balance due Jan 15, 2023.

Click on the Registration Button for payment options, a registration form, and directions to the venue.

[Register Here](#)

For more information about Fealing, visit [her website](#).

CONGRATULATIONS! to the **WINNERS** of the Summer Show

Our Summer Members Only Virtual Online Show is now appearing on the CCWS website, just in case you haven't seen it yet.

A big thank you goes out to all of you who took time out of your summer activities to enter the show. Another big thank you goes out to all of you who took the time to vote for your favorites. A peer voted show is always appreciated. A judge and juror may

have a particular bias, but when a bunch of you vote, the majority bias wins. But as always, please try not to get discouraged if you haven't won yet. Keep trying, eventually it will pay off, and you will probably enjoy the journey. Watercolor is fun!

This is always a **free** competition which gives you the chance to see how your work holds up

against that of the other member artists. It maybe gives you encouragement to work on a particular skill or technique. Or maybe it shows you that you are doing better than you thought. At any rate it is appreciated by the other members for without your entries we can't have a show. So thank you again for participating.

First Place Winner

"Reeboks at Rest" by **Edie Schneider**

Honorable Mention

"Marina Reflections" by **Jan Godachy**



"Beach Baby" by
Holly Branch

Second Place Winner

"Matilija Glory" by
Dail Schroeder



"Giant Bird of Paradise Study" by
Marcie Hawthorne

[View Summer
Show Here](#)

Members Only Show
presented by
CCWS
CENTRAL
COAST
WATERCOLOR
SOCIETY

CCWS Signature
Members' names
are shown in **Red**.

*All paintings are copyrighted by
the individual artists.*

Upcoming Events



CALL FOR ENTRIES

CCWS 3rd Annual Christmas Card Show

Entries Accepted December 4 -11 • Member Judging December 14 -19
Winners Announced December 21st!

This is an invitation to enter CCWS's 3rd Annual Christmas Card Show this December. As a COVID legacy event, we've had some fun with this online show the last two years. We will do it at least one more year, maybe more if we get a good response again.

Members will be able to vote for a first and second place winner in one or more of five categories:

(1) My Favorite Painting; (2) Best Winter Scene; (3) Best Religious Painting; (4) Best Humor Painting and (5) Best Holiday Painting.

Your card may be voted by the membership into more than one category. For example, in our 1st card show in 2020, Marcie Hawthorne's "Three

1st Place 2021 Show, "Favorite Painting"



"Sleeping Indian Ranch Campfire"
by Marcie Hawthorne

Masai Wise Men and the Christmas Star" won second place in both "Best Religious Painting" and "My Favorite Painting."

Your entry painting must have been used as a cover on your Christmas card (any year) regardless of the subject matter. For example, some Christmas cards by CCWS members have featured a Central Coast landscape, an ocean scene or


perhaps an animal or bird.

The entered card painting must be your original artwork. It may have been entered in a previous art show. Any water media is acceptable.

Each artist may enter 1 jpeg. Email your entry to ccws@ccwsart.com starting December 4, 2022.

An email announcement about the show will be sent December 1, 2022.

Sterling Edwards



(excerpt) of
"Walking the Shore"
© Sterling Edwards

Workshop

presented by
CCWS

CENTRAL
COAST
WATERCOLOR
SOCIETY

Reminder

October 3 – 6, 2022
Nipomo, California

Workshop is full, and wait listed.

You are welcome to [sign up](#). Your name will be placed on the wait list and you will be contacted if an opening becomes available. Your deposit will be refunded if a slot does not open up.

If you are attending Sterling's workshop, it will be held at Nipomo Community Presbyterian Church, 1235 N. Thompson Road in Nipomo. There is a map link on the CCWS website (*and on page 12*). Doors will open at 8:30 for set up and the workshop starts at 9:00 am. Lunch will be provided each day, along with coffee, tea and water.

If you have questions, please contact Jerry Smith at

jsmithp38@sbcglobal.net.

Kathleen Scoggin's Workshop "Creating Watercolor Abstracts"

Everyone seemed to learn a lot from this workshop. Following are comments from a few of the workshop attendees.

Jerry Smith – "Save the Best for Last" as it was Kathleen's last in-person workshop. We waited a long time for this workshop which had to be rescheduled three times due to COVID. The wait was well worth it, based on the workshop results. Many thanks to Kathleen for patiently rescheduling us.

Artists who attended were shown the elements of four different design methods to develop and finish an "Abstract Painting." The largest impact to me was learning that "Abstract" does not mean taking a "Willy Nilly" approach to



Kathleen demonstrating.

each of us as we worked. It was so helpful to have the materials ahead of time and we actually used them during our work. The handout on Designs and Shapes was very helpful. Overall a terrific workshop experience.

Bob N. – Kathleen's nine-page workshop notes were a treasure trove of information, and then watching her create her beautiful abstract paintings step-by-step, provided even more information:

1. There are a variety of non-objective layouts (e.g.: cruciform, division of space with an S curve, proportions placement, etc.) an artist can use to format the composition initially.
2. Edgar Whitney's quote: "We (as artists) are shape makers, symbol collectors and entertainers." This saying inspires me to plan and use good, interesting shapes in painting.
3. Being inventive and having fun while painting is as important as having a good sense of color and design. "Loosening up" as a watercolorist is very liberating!

Marcie H. – Ideas I took away from this workshop were: The process of cropping a black and white photo image to find good designs for abstract shapes; and the impact standing up has when you are painting because it allows you to paint with gestural movements which is very difficult if you are sitting down.



Attendees busy applying what they have learned to their work.

painting an abstract but instead using good elements of design to plan, develop and finish an abstract painting. This is exactly the same process as one would use to paint a landscape or still life. Good design uses among other things, interlocking forms along with small, medium and large shapes.

Attendees were treated to an excellent, energetic workshop, and each artist will use the knowledge Kathleen shared for a long time.

Phyllis C. – Kathleen as an instructor and artist was engaging, inspiring and challenging. Her mini instruction sessions provided new information, skills and approaches that I was able to apply immediately. She shared many of her own resources and supplies with us. One thing that I really appreciated was the attention she gave to



A happy group of workshopers!

CCWS Exhibit at the Nipomo Library

Reviewed by Phyllis M. Connolly



Mike Grahek helped hang the show.

Nineteen paintings from members of the Central Coast Watercolor Society (CCWS) were installed in the Community Room of the Nipomo Library on August 2nd.

One goal of the Exhibit is fundraising. Twenty percent of the sales will be donated to the Friends of the Nipomo Library (FONL). However, 5 artists plan to donate the entire sale

amount if their paintings are sold. This is the second time that CCWS has exhibited in the Nipomo Library.

Another goal of the Exhibit is the exposure to art for the community. It is open to those using the library and will hopefully increase the appreciation of art. We have already received very positive comments about the Exhibit.

It did take the help of our members to carry out the Exhibit. Phyllis Connolly received the request for the Exhibit from the FONL and managed the tasks of the Exhibit. Jerry Smith made the labels for the paintings and sent out the Call for Entries to CCWS members. LeeAnn Stangl developed the beautiful Botanical Art display for the entry window and Barbara Langham assisted with the installation. Michael Grahek and Bob Norwood planned the display and hung all 19 paintings. Chris Dempsey and Phyllis Connolly assisted with the installation and Angela Braun, a FONL Board Member also helped.

The Exhibit will be available until August 30th. Stop by and check it out if you get a chance.



LeeAnn Stangl did the window display.

May's Meeting Presentation by Kathleen Scoggin

After teaching a workshop all day in Nipomo, Kathleen graciously did a demo at the CCWS monthly meeting in San Luis Obispo where she shared her considerable knowledge of creating abstract art.

The ability of a master watercolor artist has to be seen in real time to fully appreciate the steps of organization required to develop a finished painting. These steps when coupled with a true professional painter's brush is an exciting process to watch.



© Kathleen Scoggin

The CCWS audience who attended Kathleen's demonstration was treated to this experience as they watched her sketch and paint a full sheet abstract painting in less than 1 hour. Due to Kathleen's talent and experience, she makes painting an abstract in an hour look easy.

Many thanks to Kathleen for a great workshop and a meeting presentation as well. See more of her work at: kathleenscoggin.com



Kathleen's demo painting at the May monthly meeting.

June's Meeting Presentation by Virginia Mack



Virginia answers questions after her demo.

How much time have you as a painter spent trying to find just the perfect subject or viewpoint for your next painting? We all learned at Virginia Mack's presentation in June that by just looking around you may have the perfect location and

subject to be found right in your own backyard.

Virginia, a well-known Central Coast artist and teacher, captivated her audience with not one but 3 demo paintings using ink, charcoal and pencil. She starts her process with many hours spent with a pencil or pen. One might say the core of her work is more focused on sketching her subject material for future paintings than just painting.

Many sketch books have been filled over the years with her visual observations of birds and their daily activities. She doesn't focus on just one species but all the vast number of species that exist here on the Central Coast.

A clever aid to develop her paintings includes a heavy paper frame with cut outs representing the size of her painting paper, in either a horizontal or vertical format. This helps her isolate her subject. The paper also contains several small holes which assist in determining the values required for her painting.

The ink she uses is prepared in 4 different diluted concentrations from very dark to light which provides a range of values for her painting process.

Virginia is a gallery artist at Marina Square in Morro Bay, and has taught part time at both Hancock and Cuesta colleges.



July's Meeting Presentation by Tricia Reichert



Look in the top right corner of this image to see the painting Tricia is working on.

In July, CCWS members were once again treated to an entertaining and informative evening. Tricia Reichert joined us for a demonstration on how to paint a sky. How many of us complete a landscape or seascape painting only to look at the sky and wonder if it could use a little more color, darkness, reflection,

for Winsor Newton paints due to the quality control used to provide the consistency of color.

She also demonstrated an easier way to paint clouds by using a damp tissue to lift the paint off the paper. This also prevents the creation of hard lines not usually seen in clouds.

For those of you not able to attend Tricia's demonstration she has video's available on her web site, one of which is 'How To Paint Skies'.




Tricia in her home studio.

sunshine, clouds, etc.

I think we have all been there.

She starts her sky painting with a light wash of Raw Sienna followed by Cobalt Blue. The variation of color is managed by the addition of two additional colors Permanent Rose and Quinacridone Gold. She shared with us her preference



An example of Tricia's dramatic skies.

As many of you know Tricia is a very knowledgeable teacher and very versatile artist. She has mentored many of our CCWS members over the years. If you are interested in taking a class or purchasing a video from Tricia you can find additional information on her web site: triciareichert.com.

Upcoming Meeting Demos

Sheila Underwood – August's Presenter

"At Play with Watercolor"




© Sheila Underwood

Sheila Underwood, an award-winning artist, began her artistic journey after a long career in interior design. Sheila is a watercolor painter and also a silk artist painting on silk using silk dyes.

Over the years she has studied with many well-known artists and continues her studies through

workshops of many master painters whose work she admires.

Sheila has been featured in many one woman shows and accepted into many juried shows. Sheila is represented by Gallery Los Olivos in Los Olivos and Park Street Gallery in Paso Robles.



© Sheila Underwood

Woody Benton – September's Presenter

"Values, Values, Values"

Harwood Benton ("Woody") has been living in Morro Bay for over five years, having spent the last two decades in the islands of Hawaii with his wife of thirty-six years, Joni. Their travels around the world have inspired Woody's paintings which have spanned architecture, portraiture and seascapes. Woody's love of watercolor's way of capturing not only mood and light, but cultures, time and texture, was nurtured by his mother's own appreciation of art. Woody's work can be found in private collections across the United States and England.



"Repose" © Harwood Benton

"The thing that makes a painting successful is the ability to hold the viewer's eye for more than half a second. After years of concerted effort, I have come to realize that the key is values. By values I am referring to the relative light and dark of any particular aspect of the painting. In this demonstration, I will show you direct ways of creating strong value

relationships. I will have a couple of paintings to show as examples. I will demonstrate for you the process of creating this approach."


Edie Schneider Having Great Luck with "Entangled"




Signature Member Edie Schneider has had great success with her painting "Entangled." As well she should, it's a great painting! She recently received notification that it has been accepted into the 3rd Annual Women in Watercolor International Juried Competition. It was one of 220 accepted paintings this year out of 1615 entries from 56 countries. Edie also qualified as a finalist in the Abstract Division.

"Entangled" received the John Barnard Memorial Award in our own 2019 Aquarius Show! Edie is under-

standably very proud and thrilled with the success she has had with this painting. **Congratulations Edie!**



Entangled, © Edie Schneider



Come Paint with Us on Monday Mornings!

What: Paint-In Session

When: Every Monday morning

Where: Nipomo Community Presbyterian Church

Time: 9:00 am – 12:00 noon

RSVP: Please sign up when you receive the email invite each week. Due to COVID rules we will be limited to 40 people.

Monday Morning

Paint-In

presented by



**CENTRAL
COAST
WATERCOLOR
SOCIETY**

COVID-19 Rules: The church is requiring participants to have been vaccinated and boosted at least 2 weeks prior to attending. Each person can have their own table if desired. We sanitize tables before we leave.

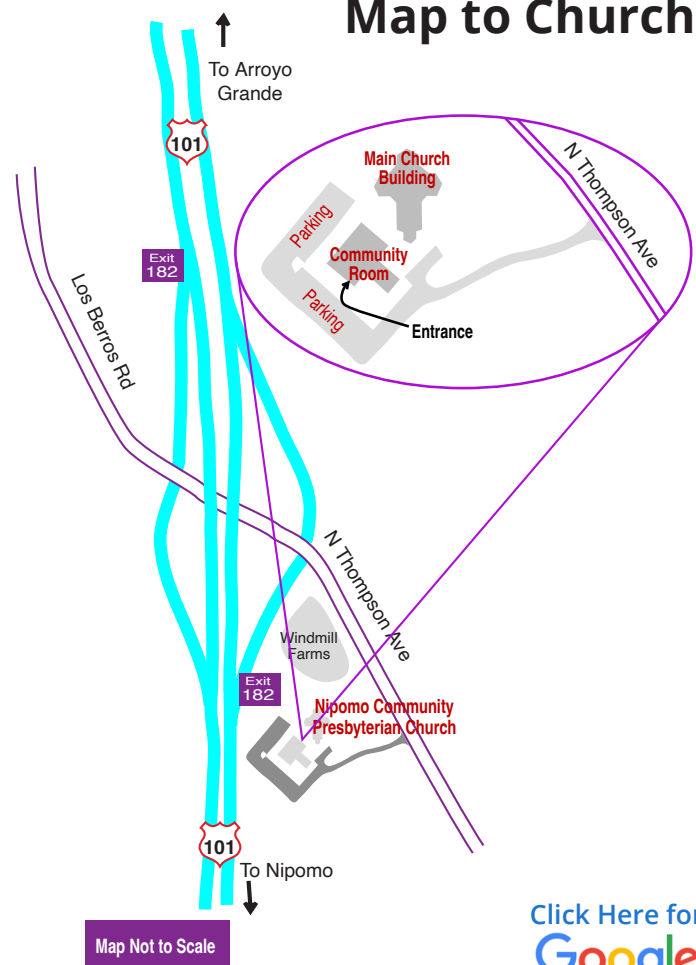
What is a "Paint-In" ? Bring whatever you are working on and spend the morning painting with other members of CCWS. Share tips and techniques and try new things. Be inspired and motivated. Make new friends. This is a **FREE** benefit of CCWS Membership.

Critique: About 10:30, we do a completely optional, very informal, peer critique. There are some very accomplished artists among the CCWS membership who will generously share their knowledge with you, make suggestions, all very positive.

Where: Nipomo Community Presbyterian Church, 1235 Thompson Avenue. See map.

Who can Attend: Active (dues paid) CCWS members are encouraged to take advantage of this great member benefit. You may invite a guest to introduce them to this CCWS event and if they want to continue they will need to join CCWS.

Map to Church



Click Here for
**Google
Map**

HELP WANTED!

Volunteer Needed for a very important CCWS position!

Publicity Chairperson

Mari O'Brien, who has done a great job for the past few years, will be resigning her position as our **Publicity Chair** at the end of this year. We need a volunteer to take over the position and Mari would very much like to train the volunteer to ensure a smooth transition to the next chairperson.

This is a **Board of Directors appointed position**.

If you would be willing to help our group get the word out about our shows and meeting activities via local publications and media websites, please talk to President Jerry Smith at our next monthly meeting.

Volunteer Needed

Assistant Librarian for the DVD Library

Assist with the library set-up and help check DVDs in and out at the monthly meeting.

Be available to pick up the Library DVDs, take them to the monthly meeting, set-up and run the library for 1/2 hour before the meeting, on occasions when Librarian, Dail Schroeder, cannot make the meeting.

It would be most helpful if the volunteer lived in or near Nipomo to facilitate the above requirement.

Please contact Dail Schroeder at dails@earthlink.net or Jerry Smith at jsmithp38@sbcglobal.net if you would be willing to help out.

WELCOME to CCWS

The Central Coast Watercolor Society extends a very warm welcome to all of our new and returning members.

Nancy Deffebach
Grover Beach

Tom Dowlan
Nipomo

Merritt Cutten
San Luis Obispo

**Rejoining CCWS
Welcome Back**

Jacqueline Bradley
San Luis Obispo

DVD Library UPDATE

DVD Artists and Titles

The Library has gone missing! You may have noticed if you are a library regular that it was not available at the last meeting. I apologize for not being there for you all. My husband and I have been struggling with various health issues.

This points out how important it is to have an assistant librarian that can bring the library to the meeting in my absence.

Chris Dempsey recently volunteered to fill that role, and she did a great job, but it now turns out that she will be leaving the area soon. This means I am once again looking for someone to fill that position.

Assistant Librarian Needed!

The main requirement is that you live in or near Nipomo, and can easily pick up the DVDs on the way to the meeting. Or that you at least live close enough to pick them up the day before the meeting. However, I have had to change my mind about being able to attend on the day of the meeting. The setting up and checking DVDs in and out is the easy part.

DVD Librarian
Dail Schroeder

UPCOMING EVENTS

Monthly Meetings

CCWS meets the last Tuesday of each month at the San Luis Obispo United Methodist Church, 1515 Fredericks St, San Luis Obispo.

Meetings start @ either 1:00 pm or 6:30 pm. The first 1/2 hour is social time. The demo starts at 1:30 or 7:00 pm. The DVD Library is also available during the 1st half hour.

No meetings in November or December. Normal monthly meetings will resume January 31, 2023.

Our Next Meetings Will Feature:

August 30th, 2022 - 1:00 pm

Shiela Underwood's topic will be "At Play with Watercolor"

September 27th - 1:00 pm

Woody Benton will share his techniques for creating values that will make a painting stand out.

October 25th - 1:00 pm

Pop-up Gallery with members voting for their favorites and our Annual Business Meeting

Exhibition Calendar for Aquarius 2023

Dec 1 Digital entries accepted – Closing Jan 8 at midnight

Jan 22 Email notification to accepted artists

Jan 23 Accepted artists posted on CCWS website

Feb 14-18 Receiving of shipped paintings

Feb 21 Receiving hand-delivered paintings, 10 am-noon at Art Center Morro Bay, 835 Main St., Morro Bay, CA*

Feb 23 Exhibition opens

Feb 26 Opening Reception 2:00 - 4:00 pm, Awards and Signature Membership*

Feb 27, 28, March 1 Workshop with Fealing Lin*

Apr 3 Exhibition closes

Apr 5 Pick-up hand-delivered work 10 am to noon

* All events are subject to COVID restrictions

Monday Morning

Paint-In

presented by



CENTRAL
COAST
WATERCOLOR
SOCIETY

Monday Morning Painters are allowed to use the meeting room at Nipomo Community Presbyterian Church again.

9:00 am - noon



in our VIRTUAL ONLINE GALLERY

Oct 9 - Oct 15 Entries accepted
Entries close, Oct 15 @ midnite

See Front Page for Entry Rules and Dates


Sterling Edwards Workshop

"Watercolor from A to Z"

October 3 - 6, 2022

Workshop full, and wait listed.

You are welcome to [sign up](#). Your name will be placed on the wait list and you will be contacted if an opening becomes available. Your deposit will be refunded if a slot does not become available.



(excerpt) of "Boca Boats"
© Frank Eber

Frank Eber Workshop

"Beyond Technique"

Finding Individual Expression

December 6 & 7, 2022

See page 4 for more info.

Register Here

Newsletter Deadline: The deadline for articles, photos, calendar events, member news and general information for the 4th Quarter 2022 edition of this newsletter will be **November 1st**. Please send to jsmithp38@sbcglobal.net or dails@earthlink.net. The newsletter will be published November 15, 2022.