



Newsletter

3rd Quarter 2023

Inspired by Nature


The Way of Water Workshop

Tuesday and Wednesday
October 3 and 4, 2023

Kathy Miller



CENTRAL COAST WATERCOLOR SOCIETY



"Surf 2" © Kathy Miller

Kathy's main objective when she paints is to keep fresh brilliant colors and gestures, while also maintaining an impressionistic yet representational image. Preferring plein-air painting, her compositions primarily

include natural landscapes, sea-scapes and florals in a fresh and juicy spontaneous approach.

She is primarily a self-taught artist with only a few art classes at Bakersfield College; workshops with established artists have been the most helpful in her development as an artist.

In her October 2-day workshop, Kathy will demonstrate how she achieves such loose interpretations of her subject

matter. Attendees will test out her techniques using her photos or their own.

Our workshop venue is a large, well lit, comfortable, open room with lots of space to spread out.

Registration Fees: \$175 - CCWS Members

Registration Fees: \$215 - Non-members

Location: Nipomo Community Presbyterian Church, 1235 N. Thompson Rd., Nipomo, CA

Food: Lunch, light breakfast items, coffee, tea, and water are included.

Hours: 9:00 am to 4:00 pm Doors open at 8:30 for set-up.



[Register Here](#)

Aquarius 2024

CALL FOR ENTRIES Starting December 1, 2023

February 22, to April 1, 2024 seems like a long way off, but in painting time it can be right around the corner. Those are the dates of next year's Aquarius Show.

Digital entries accepted starting Dec 1, 2023.

Entry deadline midnight January 7, 2024.

This long-standing CCWS tradition needs to be supported by all of our members. If the current down-

ward entry trend continues, it is in danger of being discontinued due to lack of participation. After almost 50 years, it would be a tragedy to lose it. So as you paint the rest of this year, keep the show in mind, and plan on entering at least one painting.

Our judge, juror and workshop leader next year will be **Joe Cibere**.

[Read Prospectus Here](#)

First Place Aquarius 2023



"Marina Reflections" © Jan Godachy

Central Coast Watercolor Society

PO Box 2418 Nipomo, CA
93444-2418

www.ccwsart.com

President

Jerry Smith

Vice-President

Michael Grahek

Secretary

Leslie Parsons

Treasurer

Elaine Tillman

Membership

Susan Sevier

Publicity

Jeanie Smith

Workshops

Board of Directors

Aquarius Exhibitions

Diann Johnston

Historian and Hospitality

Linda Denton

Webmaster

Jerry Smith

Contributions

Sarah DeLong

**Newsletter Editor, Design and
Production** Dail Schroeder


In this Issue

- 1 Kathy Miller Workshop and Aquarius 2024 CFE
- 2 President's Message
- 3 Help Wanted
- 4 Annual Oct Business Meeting Info
- 5 Membership Renewal Information
- 6 Autumn Members Only Show
- 7 Aquarius 2024 - Joe Cibere Workshop
- 8 Thursday SLO Plein Air Painters and Friday Outsiders Schedules
- 9 Summer Members Only Virtual Show Winners
- 10 Upcoming Meeting Demo Artists
- 11 Fealing Lin Workshop Review
- 13 Recent Meeting Presenters Review
- 14 Monday Morning Paint-In Info
- 15 Calendar of Upcoming Events

President's Message

A real question that will need to be answered for all CCWS members this summer is their possible participation in the upcoming Aquarius 2024 show. If you have hesitated to attend or participate in any CCWS watercolor painting show in the past and you asked yourself "Why?", here are some compelling positive reasons for your participation in the Aquarius 2024 as well as any upcoming CCWS virtual shows.

Practice: By participating in any competition, you will be driven to do your best. This will drive and encourage you to do more watercolor paintings. It has been said that practice helps make one better and your reason to practice your paintings will be to create a choice of your work to submit a piece in Aquarius. You'll be motivated to brush up on all the techniques and experiment on new things. You'll work to rectify your mistakes. Rigorous practice and dedication are the best ways to excel in your own art and any art show will provide a positive motivation for you to do more paintings.



Jerry Smith, CCWS President

Inspiration: You want and need to be inspired! All artists are constantly on the lookout for inspiration! By seeing other artists' work who you admire is always a means for doing that. Going to art shows will start your mind to get more ideas.

You will see new ways of doing things. How do other artists apply paint? How do they deal with color and value? How do they present, matte or frame their work? Artists gain inspiration from one another. It's just a fact and it's a good thing. Attending Monday Morning Painting is also a good idea too.

How Am I Doing: We all want to get a sense of how we are doing compared to other artists. When you look at your work alongside the work of others, you can be your own judge. You can see what others are doing.

Continued on page 3

Our Mission

The Central Coast Watercolor Society was founded in 1976 with the main purpose of fostering interaction, creative activity and artistic development among watercolor artists living on the Central Coast.

In addition, we seek to further the interests, appreciation, activity and growth of watercolor and water media through educational programs and art shows for the community and our membership.

The Central Coast Watercolor Society is classified by the Internal Revenue Code as a 501(c)(3) non-profit organization.

Member News

President's Message

Continued from page 1

ing that you like, and determine whether their methods might improve your own work. Are there changes you could make that might help your work improve? Are there techniques that you could borrow that might add a little something to what you are doing? That sort of comparison is much easier when your work is on display in the same room as other Aquarius artists. Do you know that Monday Morning Painting has a weekly critique for CCWS members attending?

Professional Feedback: All artists wanting to improve are looking for feedback from others. Participation in an Aquarius show can provide feedback. This can come in the form of acceptance from a juror. All Aquarius shows are judged by a juror, the final show will be selected from all of those entries meeting the prospectus requirements. A Juried show such as Aquarius will offer immediate feedback by simply gaining or not gaining acceptance into the show. Acceptance by a juror for a show will signal that you're doing something right and that you have made the cut. All jurors have their own criteria for selec-

tion and just because you were not accepted needs further review by self-examination. Also hoping for awards is fine, but keep this in your mind: Being recognized with an award or ribbon in a show may or may not mean that the painting is great. Everything is a matter of opinion.

Motivation: Don't bother about winning or losing, see entering the Aquarius 2024 show as a way to improve your watermedia paintings. Entering a show like Aquarius 2024 will help you evaluate and improve your painting and it will help you reach the best version of yourself.

So, what are you waiting for?

Start Now: Work on sketches and develop your final painting to enter the Aquarius 2024 show.

- You will be inspired by other CCWS artists.
- You will be inspired to put your best foot forward with your painting.
- You will stop procrastinating in order to meet the Aquarius 2024 entry deadline, of January 7, 2024.

Jerry Smith

Help Wanted

We are in need of a volunteer to take over as Aquarius Exhibition Chair

Please contact President Jerry Smith at jsmithp38@sbcglobal.net

OR

Linda Denton at ldenton1011@gmail.com

As I am sure you all know CCWS runs on volunteer power. If members don't step forward to help out, the organization as a whole suffers. If you would be interested in taking over this rewarding position, please contact us soonest as nominations and elections are in Sep and Oct 2023.

WELCOME NEW MEMBERS

CCWS extends a very warm welcome to new members:

Marie Angelus
Pismo Beach

Alicia Siegler
Nipomo

Katherine Vause
Arroyo Grande

Dan Watson
Arroyo Grande

Jennifer Wolcott
Sonoma, CA



Plan on Entering Dec 4 - 11 **Entries accepted**
4th Annual Christmas Card Show Dec 14 - 19 **Member Judging**
in our VIRTUAL ONLINE GALLERY **Dec 21 Winners Announced**
More info will be available in the 4th Quarter newsletter!

Annual October Business Meeting, Elections, Pop-Up Instant Gallery and Potluck Lunch will be Held at Nipomo Community Presbyterian Church



Way back in October of 2018 was the last time we were able to enjoy food and conversation at a CCWS meeting. We've been able to have the Instant Gallery that you see in the photo but not a Potluck.

As a part of the upcoming 2023 October Annual Business Meeting, we will have a potluck lunch and a "One-day Instant Pop-Up Gallery." During dessert we will vote on the "Instant Gallery" paintings. This show is a very informal event with the paintings placed on chairs along the wall, each with a number. Attendees are given a ballot so they can vote for their favorites for 1st through 5th place. Our CCWS members range from beginners to seasoned professionals, and the paintings brought to share are all excellent. It is really interesting and so much fun to see what everyone is working on.

We have had up to 38 artists participating in past "Instant Galleries" with a great variety of subject matter in their paintings. Those who attend have a wonderful time getting to know one another a little better, sharing ideas,

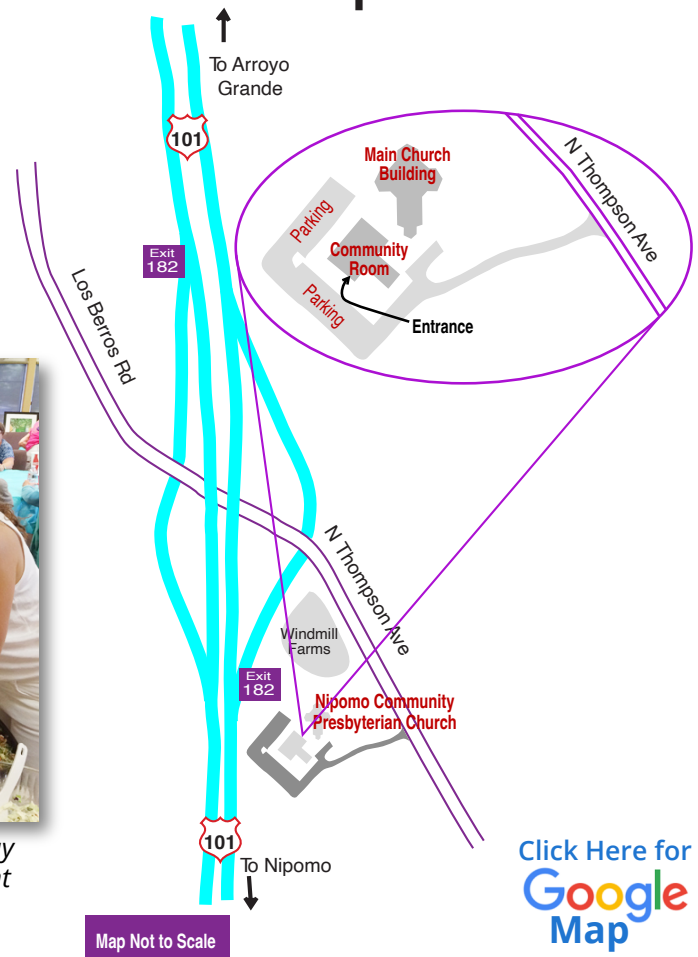


This was one of our first Potlucks way back in August of 2015. Nobody went home hungry.

food and conversation. We haven't been able to have this event since Covid started and still can't at our normal meeting site so we are taking the show on the road to the Nipomo church where we hold our workshops. We would love to see as many as possible show up for this really fun event. The room is quite large with a full professional kitchen. And as they say, "the more the merrier." Complete information will be sent in the October Announcement.

You have plenty of time to mark your calendar and paint your entry for the "Instant Gallery." Framing is not required for your painting but all entries must be "matted."

Map to Church



And Still More Member News



MEMBERSHIP RENEWAL

for 2024

2024 Membership Dues

As most of you know, membership in the Central Coast Watercolor Society runs from January 1 through December 31 each year.

This year we will be sending out invoices through a billing program available to us through our Go-Daddy website host. Billing will start in December and will be due by January 1, 2024. *A special extension is available for those of you entering the Aquarius 2024 Show that would like to pay both your entry fee and membership at the same time.*

Now that we are mostly past the Covid pandemic, thankfully we are able to meet in person again for general meetings, paint-ins, workshops, etc. We have had some great meetings this year, as well as two online Members Only virtual shows with two more to come, and a 1-night only pop-gallery with another pop-up gallery happening in October. And our famous Potluck will be back again in October. Also in October we have an exciting 2-day workshop scheduled with long-time CCWS Signature Member and watercolor instructor, Kathy Miller.

Your CCWS membership fees help make all these things and more possible and also helps CCWS continue to be a part of the vibrant Central Coast Art Community.



Also this year you will have the convenience of using PayPal either with a PayPal account or check out as a guest with your own credit card.

If you prefer to pay your membership fees by check, please make your \$30 check payable to CCWS and mail it to: CCWS, PO Box 2418, Nipomo, CA 93444-2418. Be sure to include your email address.

New Members

Any new member who pays now will receive membership through the end of 2023 PLUS membership through 2024.

2023 Nominating Committee

Each year in October CCWS holds an annual business meeting. The primary purpose of the meeting is to approve the budget for the next operating year (2024) which includes the membership fee and the election of officers.

The CCWS Bylaws require the election process to begin in August prior to the October meeting by the selection of a nominating committee. This committee has the responsibility of preparing a slate of names for the officer positions on the Board of Directors. This slate will be announced at the September meeting and will be voted on at the October business meeting.

If you would be interested in joining this committee please email Leslie Parsons by August 29 at heyles@charter.net. The list of names for the entire nominating committee will be presented to the membership for approval at the August meeting.

If you have any interest in serving as one of our CCWS officers, please notify Jerry Smith via email at jsmithp38@sbcglobal.net.

The officers are:

President, Vice President, Secretary, Treasurer, Membership Chairperson and Publicity Chairperson. All candidates will be announced at September's general meeting.

CCWS Autumn 2023 Members Only Show

Autumn 2023

Members Only Show

presented by



CENTRAL
COAST
WATERCOLOR
SOCIETY

CALL FOR ENTRIES

in our VIRTUAL ONLINE GALLERY

Autumn - Themed Members Only Show

Oct 9 - Oct 15 Entries accepted until midnight
Oct 18 - Oct 22 Membership voting until midnight
Oct 24 Winners Announced on Website

Judging will be by CCWS Membership

All CCWS Members are encouraged to enter!

A Few Words to Our Membership About Shows

You may not be interested in entering art shows.

You may not want to sell your paintings.

You may just want to paint watercolors because it's fun, challenging, relaxing or it just satisfies your creative need to express yourself.

If this is you, it's all good!

First Place 2023 Summer Show



"Laundry" © Tricia Reichert

However, your watercolor society really needs you to participate. Many of our members want the opportunity to enter an art show sponsored by CCWS. They need your support. If only a few members enter, it doesn't make a show. The Online Virtual Gallery Members Only Show is the easiest one to express your support for your fellow painters and your watercolor society.

So please consider entering the Autumn Show.

It's **FREE** for CCWS Members to enter. And it's easy to enter.

You might even get recognition for your work, (which feels really good!). At the very least, you will have participated in one of your watercolor society's activities that your Board of Directors and Chairpeople work very hard at making fun for all our members.

So please join in on the fun!

Read the "Procedures for Entering" and then email a jpeg of your painting to:

ccws@ccwsart.com
Starting on October 9

Basic Procedures for Entering the Virtual Show

1. One (1) painting per member.
2. Original work only.
3. No size requirements.
4. Entry by members only.
5. Members will judge the show.
6. Email the digital submission of your painting - a jpeg (at least 200 dpi), your name and the name of your painting.
7. Your image should be cropped to show only the painting; no matting, background or frame should show in the photo.
8. Image must represent the painting exactly. No computer modifications.

Aquarius 2024 Workshop


Joe Cibere

Workshop
presented by
CCWS CENTRAL
COAST
WATERCOLOR
SOCIETY

**“The challenge
is to know when
to stop and let watercolor
paint itself”**

**Aquarius
2024**



Learn how to paint and create using Design, Backlight & Water



Day 1 – is editing your photos or reference material to simplify and create options using shapes defined by values.

Day 2 – is all about painting backlight for interest and drama that will add excitement to your art.

Day 3 – is about water. Crashing waves, sparkling water and moving water including reflections.



The Aquarius 2024 Workshop will be led by the Exhibition Judge and Juror, Joe Cibere. His "abstract realism" paintings integrate strong design and balance with a sense of illusion.

When: February 26, 27, 28, 2024

Where: Nipomo Community Presbyterian Church, 1235 Thompson Avenue, Nipomo

Fees: \$350 members, \$390 non-members

Hours: 9:00 am to 4:00 pm Doors open at 8:30 for set-up.

Food: Morning snacks and lunch will be provided each day along with coffee, tea, and water.

Register online now at ccwsart.com



Joe Cibere
JOE CIBERE WATERCOLORS

Member News – Paint Outside

Thursday Morning Plein Air Painters

Meet: at 9:00 to paint and at 12:00 for lunch critique.

Bring a folding chair to sit on, water and food. For details call or email: Debby Veldkamp (805) 801-3617, artmom5@gmail.com or Mike Grahek 805-481-8621, slo_artist@yahoo.com or Joan Faubert-Suttle, (805) 709-3435, joan.faubertsuttle@gmail.com

Information about these upcoming Paint-Out Sites is posted on the CCWS website as it is received.

[Click Here](#) for more
**Thursday Paint-Out dates
and locations.**

The Thursday Morning Plein Air Painters

August 17 – Bay Shore Bluffs Park, Morro Bay. Drive North on Hwy 1 to Exit at South Bay Blvd. (exit #277) Turn left onto South Bay Blvd and drive under freeway. Turn right onto Park View Rd. which becomes Main St. Drive around the golf park area and through the neighborhood until you come to Bayshore Dr. on your left-hand side. Parking and restrooms and great views of the bay.

Alternate Directions: Drive North on Hwy 1 and exit at Morro Bay Blvd. (exit #278) Continue through the roundabout onto Morro Bay Blvd. and continue to Main St. Turn left on Main St. Turn right on Bay Shore Dr.

August 24 – La Loma Adobe, SLO, 1590 Lizzie St. From SLO go east out Johnson Ave. Just after going under the railroad overpass, turn left on Lizzie St. The Adobe is on the left hand side behind a wire fence.

August 31 – Arroyo Grande Old Town Gazebo and City Park. From SLO go south on highway 101 to exit at Grand Ave. Turn left and cross highway 101 and drive through old town on Branch St. Turn right on Short St. Into the city park. Lots of views to paint with chickens running around and great back views of the old stores.



The Friday Outsiders' Schedule

If you enjoy painting outside with a group of like-minded artists, you might want to check this out! Sandy McNeil, a long-time member of the Central Coast Watercolor Society is organizing a new group and hoping to find some artists that would like to join her at various North County locations to spend a few hours on Friday mornings painting, drawing, etc. and making new friends.

August 18 – Chapel Hill, Shandon. This is approximately a 20-minute drive out CA-46EAST. Turn left across the highway onto McMillan Canyon Dr. and go about 1 mile to the parking area on the left side of the road, where we'll meet up. The driveway up to the Chapel is farther up the road BUT it's gated so this lower parking area seems to be the best bet.

August 25 – Creston Community Garden, at the intersection of Swayze Rd. and Adams St. in Creston. This is a small park where there's lots of seating areas and shade. Let's meet up here and we will decide whether to stay here or move down the street one block to the Creston Community Church, 5170 O'Donovan Road. This historic church, built in 1886, is the second Protestant church in San Luis Obispo County, second behind Estrella Adobe, built in 1877.

Announcing a new plein-air group forming in the North San Luis Obispo County region. They meet on Fridays from 9:30 am until about noon.

Dress in layers (don't forget a hat), bring your materials to sketch and/or paint – any medium and water to drink. Also, bring a lunch or snack and something to sit on for an informal lunch critique.

RAIN CANCELS

Contact: Sandy McNeil, at mcneils0911@gmail.com or (805) 868-5074

[Click Here](#) for more Friday Outsiders
Paint-Out dates and locations.

CCWS

Members Only Show

Summer 2023

Congratulations! to the Winners of the Summer Virtual Show

Now playing @ ccwsart.com for your viewing pleasure. A **BIG THANK YOU** to all of you who took the time to participate in this online virtual show. Thirty-two of you entered the show which provided a nice representation of the quality work that our CCWS members do.

It's a great, creative community. These are the winning paintings as voted by you the CCWS members. Be sure to check out the entire show.

First Place



"Laundry" © Tricia Reichert

Second Place



"Tanglewood Night"
© Mathieu de Schutter

Honorable Mentions



"Utah Sentinel"
© Chuck Crotser



"Padres Quarters"
© Jan Godachy



"Tucson Lizard"
© Mary Gilman



Blossoming
© Holly Branch



"Anika's Joy"
© Marcie Hawthorne



"On the Horizon"
© Edie Schneider

CCWS Signature Members' names are shown in **Red**.

Upcoming Meeting Demos

Joan L. Brown - "Holding a Cat by the Tail OR Painting with Watercolor"



After raising a family and a successful career in higher education, Joan followed her first passion into fine art. Born and raised in California, she and her husband recently moved back to the Central Coast from Oregon.

Years of formal training with outstanding contemporary artists have allowed her to develop her own style and individual statement, Joan's images are her unique interpretation of what she experiences and values.

"For me, art is still about beauty. We respond to beauty, and whether it



serves to calm, to delight, or to inspire, beauty is essential. It is an antidote to the contentiousness of today's society and even to pandemics. If I can, in my own small way remind someone that we are surrounded with exquisite beauty if we just stop and look, I am gratified. Sometimes I see a scene that lives in my mind, insisting to be painted. Sometimes I just have fun and paint a duck."

Joan's award winning paintings have been exhibited in national and international competitions and regional art museums.




In September, Judy Ann Maynard Will Demonstrate Alcohol Inks on Yupo



"I love being involved with the art business; from owning and curating a fine arts gallery and stained glass design studio, to involvement in numerous fundraisers, fine art presentations, competitions, teaching and participating in International installations. Over the years I have worked in many art mediums and have been recognized with awards in fine arts as well. But nothing really compares to the creation of art. To imagine a design and then allow the process to talk to me is the most exciting part of the work. Applying intense color and achieving maximum color saturation while staying loose with my design is

the style that best suits me. Alcohol ink art is the one medium that provides all of this for me. Once I tried it I became hooked to the max. Down the rabbit hole as it were. Today I work exclusively in Alcohol Inks from my home studio and love to share what I create with you."

This art speaks for itself. Beautiful!



Fealing Lin

Workshop
presented by
CCWS
CENTRAL
COAST
WATERCOLOR
SOCIETY

"Transparent Watercolor Portraiture & Figure"

Reviewed by Pat Soenke and Marcie Hawthorne


Aquarius
2023



You can see in the monitor the start of a painting and the light washes Fealing uses to start with.

Fealing Lin was born in Taiwan and began her artistic studies under professor Ching-Jun Chin. In the US she initially studied dentistry but decided to pursue a career in art instead.

She describes herself as a very happy person and her watercolors reflect that. She was very generous with one-on-one feedback and giving suggestions for improving each student's painting technique. She says, "Life is hard, so enjoy this." She



She slowly builds her portrait letting each layer dry in between.

gave the students in the class a lot of freedom to do what they wanted.

She works in shapes and describes shapes as interlocking puzzle pieces depicting light and shadow. If you can name the shape, it is not a good shape for a painting. A good shape has no name. She is careful to avoid triangles.

Fealing starts with a colorful first layer. She

applies the washes very lightly and uses a Chinese brushstroke method which allows the pigment to mingle on the paper. She playfully applies splatter and uses it to her advantage. She goes in quickly using her Chinese brushstroke method of applying the paint saying, "if you brush, brush, brush you will get mud."

She builds up color in layers, allowing each layer to dry. During the first two layers she is thinking abstractly. She thinks about the warm and cool areas of the face. She works entirely in transparent watercolor and the key to good transparent watercolor is counterchange (values).

The painting is finished with what Fealing refers to as "jewelry" or "entertainment" or calligraphy. This will be unique to each painter.

Thanks to all the people who make these workshops happen, from the organizing, to set up, ordering and bringing in food, to the take down: Jerry Smith, Diann Johnston, Linda Denton, Michael Grahek, and Elaine Tillman.



It all looks pretty messy at first, but as the layers build it starts making sense.



This is the painting shown above, and you can see how it is beginning to emerge as an actual portrait.

- Pat Soenke

Workshop Review

Witnessing Fealing's intuitive, careful approach that has no formulas nor clear maps to a final image was very informative. Even if she is a well known-master of watercolor with luminous, magical results, she still struggles while in the Zen moment of true seeing. Hers is a very unique, emotional, personal response to portraiture. I learned a lot, and I will long mull over and attempt to implement the nuggets of information she left with us.



Fealing Lin workshop group photo.

I had just gotten a new Taiwanese brush as a gift, so seeing her Chinese brushwork of squishing, rolling and lifting her big, expressive brush was a lesson unto itself.

She was a bit disorganized and did not truly "finish" a piece or two, but she shared her process, and is a very lovely, kind, humble human being.



This is Marcie's Granddaughter, painted in Fealing Lin's style.

Personally, I found that the usage of very high-quality hot pressed paper with transparent layers of wash and patience while each layer dried, a careful drawing with facial planes figured out, plus an intuitive abstract thought process cannot be rushed. Tweaking one's painting over time, and doing several paintings simultaneously derails "mud making." Fealing's "bright wee nuggets of color and interrupted line" at the end, and initially working around the focal point with shapes of color were valuable lesson points. Using the shape of minimal brush strokes with large brushes to create interest and pattern, plus drips and dots are all about careful intentionality to create a unique, and very personal image. This "feel" from Fealing has changed my approach for the better.

I have a lot more painting time behind me than some people, but I still felt a little adrift using my own reference materials while trying to see abstractly. The piece that I am attaching is not finished nor really good, but it is a fresh direction in new territory, trying to be unique to our own visions.

I have a lot more painting time behind me than some people, but I still felt a little adrift using my own reference materials while trying to see abstractly. The piece that I am attaching is not finished nor really good, but it is a fresh direction in new territory, trying to be unique to our own visions.

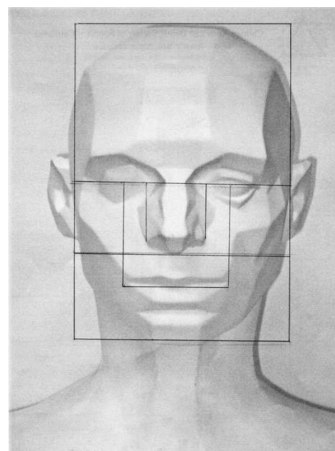
Thank heavens it was not a two-day workshop: it would not have been enough time to watch her slowly evolve her image and then have time to paint ourselves. Teaching is very hard work, especially when there are so many artists to guide and mentor. She was very encouraging to all, but did not spend much time with each because of class size.

I had taken a very small class with Frank Eber earlier this year, and it was profoundly different and better than his larger workshop with CCWS. However, on the plus side, the vibe, fabulous food and camaraderie of CCWS is very special and personal.

Two more nuggets of information from Fealing to keep in mind when doing any painting in watercolor.

1. Use the least number of brushstrokes possible
2. Think of abstract shapes instead of rendering details

- Marcie Hawthorne



Facial planes Fealing spoke of.



Thank you to Pat and Marcie for their great reviews of the Fealing Lin workshop.

Meeting Presenters Reviewed

Larry Kappen – May’s Meeting Instigator



Larry's rendition of the lantern.

Turn a bunch of artists loose with a still life set up, paper, paint, pencils, and crayons and invite them to create and fun is bound to happen. That is exactly what Larry Kappen, former art instructor, did at the May meeting. From how happy everyone looks, maybe we should have more audience participation meetings.

Larry began his workshop by drawing our attention to the still life he had set up at the front of the room. He then showed us examples of his paintings using the same articles in the still life. Using a variety of oil pastels, charcoal, crayons, and watercolor ink, we set about drawing our own versions of the still life. After drawing and coloring with the oil pastels we were able to finish our drawings by adding color with watercolor ink and oil pastels. The members had a wonderful time creating their paintings and were



looking forward to trying the techniques at home.



Visit Larry's website to see more of his work.

larrykappenart.com



Ken Christensen July's Presenter

Ken Christensen is a world traveler. He is also a classic plein air landscape painter. In the 80s he spent nine years in Europe, mainly France, and started painting in


oils. He also did some print making and experimented with pastels. During this time he developed the habit of keeping a travel sketchbook.

He passed around multiple journals at the meeting with lovely watercolor and ink sketches. He uses an actual old school ink pen with a nib and a bottle of ink to dip it in. The journals he purchases must be smooth enough for drawing with an ink pen and also take watercolor.

A charming habit he developed during his travels was to send friends and family hand-painted postcards from the city he was in. His paper of choice for the postcards is a vellum card stock.

A plein air tip he shared was to find a bench or a seat of some sort, preferably in the shade. Then do a 360-degree turn to make sure there are be lots of vignettes to choose from before you settle and paint for a while.

Ken likes strong color and has found that Dr. Martin's intense watercolors in small bottles travel well.



Ken's rendition of a scene from Morro Bay



It looks like he chose about this much of his reference photo to draw for the demo. He loves roofs. He did some serious editing as he drew this sketch.



Ken's demo drawing and painting.

See Ken's work at:
kenchristensen.net



Come Paint with Us on Monday Mornings!

What: Paint-In Session

When: Every Monday morning

Where: Nipomo Community Presbyterian Church

Time: 9:00 am – 12:00 noon

RSVP: Please sign up when you receive the email invite each week.

Monday Morning

Paint-In

presented by



**CENTRAL
COAST
WATERCOLOR
SOCIETY**

COVID-19 Rules: The church is requiring participants to have been vaccinated and boosted at least 2 weeks prior to attending. Each person can have their own table if desired.

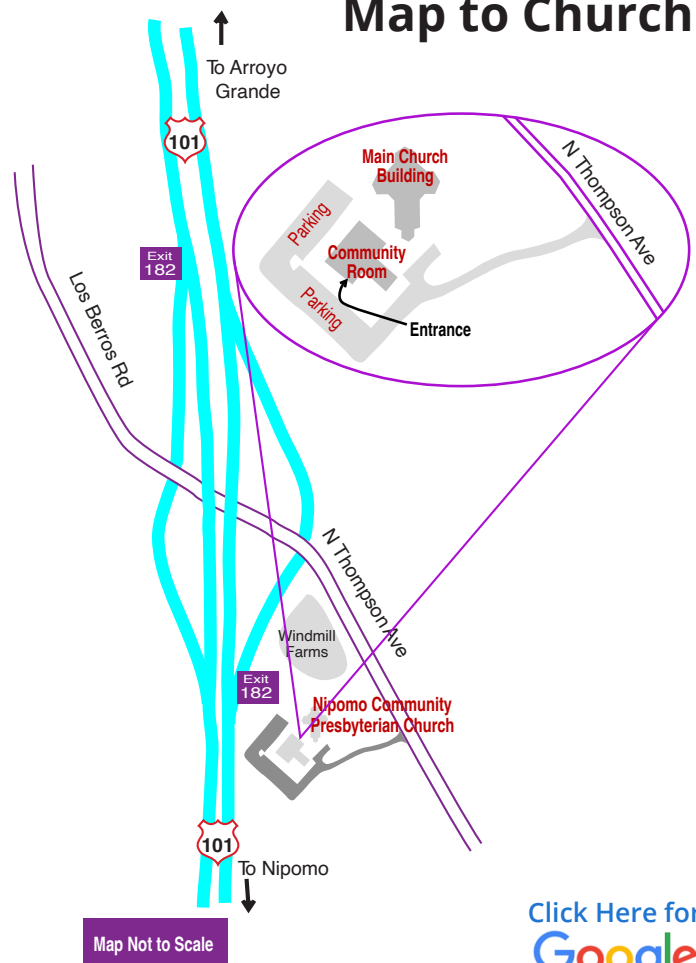
What is a "Paint-In" ? Bring whatever you are working on and spend the morning painting with other members of CCWS. Share tips and techniques and try new things. Be inspired and motivated. Make new friends. This is a **FREE** benefit of CCWS Membership.

Critique: About 10:15, we do a completely optional, very informal, peer critique. There are some very accomplished artists among the CCWS membership who will generously share their knowledge with you, make suggestions, all very positive.

Where: Nipomo Community Presbyterian Church, 1235 Thompson Avenue. See map.

Who can Attend: Active (dues paid) CCWS members are encouraged to take advantage of this great member benefit. You may invite a guest to introduce them to this CCWS event and if they want to continue they will need to join CCWS.

Map to Church



[Click Here for Google Map](#)

CALENDAR OF UPCOMING EVENTS

Reminder

CCWS Monthly Meetings begin at 1:00 pm.

The first 1/2 hour is a social time and the demonstrations start at 1:30 pm.

SLO United Methodist Church, Wesley Room.

Monthly Meetings

CCWS meets the last Tuesday of each month at the San Luis Obispo United Methodist Church, 1515 Fredericks Street, San Luis Obispo.

Upcoming Meetings:

Aug 29 – 1:00 pm

Joan L. Brown, discussing her paintings and her life as an artist.

Sep 26 – 1:00 pm

Judy Ann Maynard will demonstrate the technique of using alcohol inks on Yupo.

Oct 31 – 1:00 pm

Annual Business Meeting will include Elections of new officers, a Pop-Up Gallery, and a Potluck Lunch at the **Nipomo Community Presbyterian Church** – See map to church on previous page.

No Meeting in November

Dec 5 – 1:00 pm – Nov/Dec Combo Meeting

Photos and Framing How to on photographing and framing your painting for the Aquarius 2024 Show



Autumn -Themed Members Only Virtual Show

Oct 9 – Oct 15 Entries accepted until midnight

Oct 18 – Oct 22 Membership voting until midnight

Oct 24 Winners Announced on Website

All CCWS Members are encouraged to enter!

STARTING OCTOBER 9, 2024

Email jpeg entries to: ccws@ccwsart.com

Judging will be by CCWS Membership

Monday Morning

Paint-In

presented by
CCWS CENTRAL COAST WATERCOLOR SOCIETY

Nipomo Community Presbyterian Church

9:00 am – noon

Kathy Miller

Workshop The Way of Water

presented by
CCWS CENTRAL COAST WATERCOLOR SOCIETY

Inspired by Nature

[Register Here](#)

Tuesday and Wednesday

October 3 and 4, 2023

Registration Fees: \$175 - Member

\$215 - Non-members

Location: Nipomo Community Presbyterian Church, 1235 N. Thompson Rd., Nipomo, CA

Food: Light breakfast items, coffee, tea, and water plus lunch are included.

Hours: 9:00 am to 4:00 pm

Doors open at 8:30 for set-up.

Aquarius 2024

Feb 22 – Apr 1, 2024

Judge, Juror and Aquarius Workshop Leader

Joe Cibere

Prospectus available now [@ccwsart.com](http://ccwsart.com)

Entries will be accepted starting **Dec 1, 2023**

Entry deadline is midnight January 7, 2024

Feb 25: Opening Reception, Awards and Gallery Talk – 2:00 - 4:00 pm

Feb 26, 27, 28: Aquarius Workshop with Joe Cibere

Newsletter Deadline: The deadline for articles, photos, calendar events, member news and general information for the 4th Quarter 2023 edition of this newsletter will be **November 1st**. Please send to Editor, dails@earthlink.net. The newsletter will be published November 15, 2023.