




INSTRUCTIONS FOR JOINING THE MEMBERS' ARTSPACE GROUP on FACEBOOK

1. Log in to Facebook.
2. Search for "Central Coast Watercolor Society" which will point you to our page.
3. On the page, click on "More" in the menu, then "Groups" and you will see the Members' ArtSpace group pop up. (See image below)
4. Click on the name of the group and fill out the request to join the group. This is a closed group; only CCWS members can join and post. The page Admins will see your request, verify your membership, and approve your request.
6. Once your member status has been approved and activated, you can write a post to the group, share images, and comment on other posts, knowing that you're in discussion with other CCWS members.
7. Please let others in the group see the marvelous paintings you've been working on!




Central Coast Watercolor Society
825 likes • 867 followers



Posts About Mentions Reviews Followers Photos [More ▾](#)

Groups



Central Coast Watercolor Society - Members' ArtSpace
Private group · 44 members