



Minor Swing

Django

Intro Theme 1 Verse 32 bars - A Verse 32 bars = J Theme 1 Verse 16 bars w/2x Autumn Leaves - A Verse 16 bars w/2x Autumn Leaves - J Theme 2 > Outro	Intro x2	Am6 5x45xx	Dm6 x2323x	Am6	Dm6 x2323x	Am6	Dm6 x2323x	E7b9b13 xx6768	E7b9 xx6767
	Solos	Am6 or Am x7755x	%	Dm6 or Dm x8776x	%	E7/B	%	Am6	F7 E7 F9 E9 Am6
		Dm6	%	Am6	%	E7 or F7/C	Bb7 Bb13	Am6	A7
Autumn Leaves Changes		Dm7	G7	CM7	FM7	Bm7b5 x2323x	E7	Am6	F7 E7 F9 E9

Outro 1 Am6	%	Dm6	%	E7/B	%	Am6	Am6
Outro 2 Am6	%	Dm6	%	E7/B	%	B13 E7/B	Am6



Intro

```
|-----|
|_5-6p5-|
|-----7-5\4-|
|-----|
|-----|
|-0:00-----|
```

```
A|---|_3-2-0-|-----|
E|-5-|-----1-|-0-1-0-|
```

Head 1

```
| -G1-----5- |-----|-----|-----7-5-4-----|
|-----5-5h6p5-6-----|-----|-7-----|-----6-5-----|
|-----5-----7-----|-%3-|-5-----|-----7-5-4-|
|_7-----|-%-|-7-----|-----|
|-----Dm6-----|-----|-7-----|-----|
|-Am6-----Bm7b5-|-----|-----| -E7-----|
|
|-G2-----|-----|-5-----|-----8-8-8---8\7-----|
|-----6-----|-----|-5-----|-----6-6-6---6-6-----|
|-----5-5h7p5-4-7-----|-%3-|-5-----|-----7-7-7---7-7-----|
|_7-----|-%-|-4-----|-----6-6-6---6-6-----|
|_7-----|-----|-----|-----|
|-----|-----|-Am6-|-----E7b9b13---E7b9-|
```

Head 2

```
| -G1-----|-----5-----5-5-|-----7-----7-8-| -E7-----|---|-----|-----7-----|
|-----5-----5-5-5h6p5-|-----6-----6-----|-----9-----9-----| -10-----|---|-----6/7-8-9-| -10-----7-----|
|_5-----5-----|_7-----7-----|_9-----9-----|-----|-%-|_9-8h9-----|_9-----5-----|
|_7-----7-----|-----|-----|-----|-%-|-----|_7--7-----|
|-----|-----|-----|-----|-----|-----|-----|
|-Am6-----| -Dm6-----| -E7-----|-----|---|-----|-----Am6/9-|
|
|-G2-----|-----| -E7-----| -E7-----|---|-----|_5-|
|-----6-----6-6-|-----|-----|-----|_5-|
|_5-----5-----5-5-5h7p5-|_4-7---4-7---|_4-----4-5-|_7---|-%-|-----|_5-|
|_7-----7-----|-----|_6-----6-----|_6-|-%-|-----3/4-5-6-7-----|_4-|
|_7-----7-----|-----|_7-----7-----|_7-----|---|_7-6-7-----7-----|
|-Am6-----| -Dm6-----|-----|_7-|-----|_5-| -Am6-|
```



Reboul solo tab: https://www.youtube.com/watch?v=PTOfRzt_rrk

Intro

```

|-----| |-----5-__-| |-----| |-----| |-----8-8-8---8\7-----| | | | | | | | |
|_5-6p5-----| |-----5-5h6p5-| |-----6-----| |-----7-----| |-----6-6-6---6-6-----|
|-----7-5\4-| |-----5-----| |-----7-----| |-----%-----| |-----5-----| |-----7-7-7---7-7-----|
|-----| |-----7-----| |-----| |-----%x3-| |-----7-----| |-----%-----| |-----6-6-6---6-6-----|
|-----| |-----| |-----| |-----7-----| |-----| |-----| |-----| |-----| |-----|
|-0:00-----| |-----Am6-----| |-----Dm6-----| |-----| |-----Am6-| |-----| |-----E7b9b13-----E7b9-|

```

Go-round 1

```

|---5-5-5---| |---7p5p4-5-7-5p4-7-| |---5h7p5-----| |-----10--8-7-----| |-----| |-----3-5-b7-b9-5-----| | |
|---5-5-5---| |-----6-----| |-----10-----| |---9h10p9-----| |-----| |-----| |-----|
|---5-5-5---| |-----7-4-__-| |-----10-----| |-----10-7-----| |-----7--10-9h10p9-|
|_4-4-4-__-| |-----| |-----| |-----| |-----9-__-| |---6-9-----|
|-----| |-----| |-----5-6--b3-R-6-| |-----b3--R-b7-6--5-| |---3-----| |-----| |-----|
|-Am6--0:24-| |-----Am6-----| |-----Dm6-----| |-----Dm6-----| |-----E7-----b9-b7-5-| |-----E7-|

```

Diminished lick

```

|-Am6-----| |-----10-| |---(10)-10-__-| |-----| |-----Am6-----| |-----7-8-----|
|-----| |-----10-12-13-| |-----13-12-10-| |---12-__-9-12-10-| |-----| |-----10-----10-|
|-----| |-----| |-----| |-----10-9-| |-----9b~__-| |-----9-----|
|---10-9-7-7-__-| |-----| |-----| |-----12-10-9-| |-----10-9-| |---7-9-10-----|
|-----| |-----| |-----1-4--2--2-1-| |-----| |-----| |-----|
|-b3-9-R-----| |---0:33-Am6-----| |-----Dm6-----| |-----Dm6-----| |---4--2-1--3-----| |-----Am6-----9-b3-|

```

```

|_7-----| |---8-__-7-----7-| |-----| |---12-__-12-__-|
|---7-10-9-----| |-----10-9-| |---10-----| |-----|
|-----9-8-| |_7-----| |-----9-----| |-----|
|-----| |-----10-7-__-| |-----|
|---5-9---3-----| |---7-b6-----| |-----|
|-E7-----| |---E7-----| |-----Am6-----| |---E7-----|

```

Go-round 2

```

|---12-----12-----| |---12-----12-__-12-| |---13-9-12-10-----| |-----12-__-10-| |-----|
|---12-13-----13-| |-----13-----| |-----10-----| |-----10-----| |---13-12-10\9-12-__-|
|-----14-----| |-----14-----| |-----10-----| |-----10-----| |-----|
|-----| |-----| |-----12-| |---(12)-12-----| |-----|
|-Am6-----| |-----| |---b3-9-----| |-----|
|-0:44-----| |-----| |-----Dm6-----| |-----| |-----E7-----|

```

Diminished lick

```

|-----| |-----12-15-13-| |-----13-| |---17-__-13-----| |-----|
|---10-13-----| |---12-__-__-| |-----15-----| |-----|
|---7-10-| |_9-----| |-----9-----| |-----14-----| |-----|
|---9\__-6-9-----| |---10-7-7-__-7-| |---10-----| |-----15-12-| |---14-__-__-|
|-----| |-----1-----| |-----| |-----| |-----|
|-E7-----| |-----Am6-----1-| |---4-2--1--4--1--4-----| |-----Dm6-----| |-----Am6-----|

```



12 12 11 11 10	10 9 9 8 8 7 7	-----	Am6	-----	12 7 10		
-----	-----	10	10 9 9	-----	-----	-----	
-----	-----	10 10 9 8h9	-----	10p9 8 9	-----		
4 3 2	E7 1 1 1 4	-----	3 2 3	7 7	-----		
Am6	-----	-----	-----	-----	-----		
1:00	-----	E7	1	-----	E7	-----	

Go-round 3

8 7	-----	-----	-----	-----	-----	10 13	14 \ \	7 10 8	
9 10	-----	-----	-----	-----	-----	9 12	-----		
9	9h10p9 8 9 10 9	11b 10	-----	7 7	7 10	-----			
-----	-----	-----	9 7 7	6 9 7	6 9	-----			
-----	-----	-----	-----	-----	-----	-----			
1:06 Am6	Am6	Dm6	Dm6	E7	E7 Diminished lick	Am6	-----		

8 8	10 7 7 8 7	7	-----	-----	-----		
10 10 10	10	9 10	-----	-----	-----		
9 9	-----	10 7 9b	(9) 9	9	-----		
10	-----	10 9	10 7	-----	-----		
-----	-----	-----	7	7 7	7	-----	
Am6	Dm6	Dm6	Am6	Am6	E7	-----	

Go-round 4

1:23	Am6	7/8 8	7 5 8 5	5 7 8 9	10 14/15 15 \ \	3 2 1 0	-----	
E7	-----	7/8 8	7 5 8 5	5 7 8 9	10 14/15 15 \ \	4 3	-----	
-----	-----	7/8 8	7 5 8 5	5 7 8 9	10 14/15 15 \ \	-----		
-----	7	6 7 7	6 4 7 4	4 6 7 8	9 13/14 14 \ \	-----		
6 7 8 7 6 7 8 7	7	-----	-----	-----	-----	-----		
-----	8 5 5	E7	Am6	Am6	Dm6	1:33 Dm6	-----	

-----	4 7 7	7 5	8 7 7	-----		
2 1 0	3 6	5	10 9 10	-----		
3 2 1 0	1 4	5	10	7 9b	-----	
4 3 2 1 0	1 2	7	9	-----		
-----	-----	-----	-----	-----		
E7	E7	Am6	Am6	Dm6	-----	

-----	Am6	1:42	7 8	10 11 12	-----	-----		
-----	-----	-----	-----	9 10	10 10	8 8	-----	
7h9p7 5 4 6b7r6	5	8 8 9	10 9 4 5	7 8 9	-----	7 7	-----	
-----	7	-----	-----	6 7	7 7	6 6	-----	
-----	7 7	6 6 7	8 7	-----	-----	7 7	-----	
Dm6	-----	-----	E7	Am6	-----	E7 #9	-----	



Theme 2

```

|-1 : 49-----|-----| -Dm6-----|-----| -E7-----|-----| -Am6-----|-----|
|-Am6-----|-----|-----|-----|-----|-----|-----|-----|
|-----|-----|-----|-----|-----|-----|-----|-----|
|-----|-----|-----7-----|-----7-7-7-----|-----6-9-----|-----6-9-10-----|-----7\ \-----|-----|
|-----7-----|-----7-7-7-----|-----5-8-----|-----5-8-----|-----7-----|-----7-----|-----|-----|
|-5-8-----|-----5-8-----|-----|-----|-----|-----|-----|-----|

```

```

|-Am6-----|-----| -Dm6-----|-----| -E7-----|-----| -E7-----|-----| -Am6-----|-----| -7-----|
|-----|-----|-----|-----|-----|-----|-----|-----|-----|-----|-----|
|-----|-----|-----|-----|-----|-----|-----|-----|-----|-----|-----|
|-----|-----|-----7-----|-----7-7-7-----|-----6-9-----|-----6-9-10-----|-----3/4-5-6/-----|-----7-----|
|-----7-----|-----7-7-7-----|-----5-8-----|-----5-8-----|-----7-----|-----7-----|-----7\6/7-----|-----6/7-----|-----|
|-5-8-----|-----5-8-----|-----|-----|-----|-----|-----|-----|-----5-----|-----Am6/9-----|

```

Chord Shapes:

```

|-2-----5--5-----8-----12-|-5-----7-----10-----10-|-E7-----| -Bb6--3--6--10--13--| -11/12--8--7--4-5--| | |
|-1--5--5--7--7-7--10--7--13-|-6--3--3--6--6--10--10--12-|-----| -6--3--6--8--11--| -9/10--7--6--4-5--|
|-2--5--5--5--5-9--9--5--11-|-4--4--2--7--7--10--10--10-|-----| -7--3--7--10--12--| -10/11--9--7--4-5--|
|-2--4--4--7--7-7--10--7-----|-----3--3--7--7--9--9--12-|-----| -5--3--5--8--12--| -9/10--7--6--3/4--|
|-----9--7--12-|-5--5--2-----|-----|-----|-----|-----|-----|
|-Am6-5-----|-----Dm6-----7--10-----|-----| -6-----|-----Am6-Lick-----|

```

Shell Chords:

```

|-Am6-----| -Dm6-----| -E7/B-| -F7/C-| -Bb7-| -Dm7-| -G7-| -CM7-| -FM7-| -Bm7b5-| |
|-----|-----|-----|-----|-----|-----|-----|-----|-----|-----|
|-5--9--2--|-10--2--7-|-7-----| -8-----| -7-----| -5-----| -4-----| -4-----| -2-----| -2-----|
|-4--7--2--|--9--0--7-|-6-----| -7-----| -6-----| -3-----| -3-----| -2-----| -2-----| -3-----|
|-----|-----|-----|-----|-----| -5-----|-----| -3-----|-----| -2-----|
|-5--8--2--|-10--1--7-|-7-----| -8-----| -6-----| -3-----|-----| -1-----|-----|

```

Marbin: Big Boy Chords <https://www.youtube.com/watch?v=BY1ygiFw9s>

A minor 6 chord has the same notes as a m7b5 chord a minor third (3 half steps) down

An Am6 has the same notes as an F#m7b5 - you can use any form of either.

A Dm6 has the same notes as a Bm7b5 - you can use any form of either.

```

|-7-----| -7-----| -Am6-----| -11-----|-----|-----|-----|-----|-----|-----|
|-7-----| -7-----| -1-----| -10-----|-----|-----|-----|-----|-----|-----|
|-5-----| -6-----| -2-----| -12-----|-----|-----|-----|-----|-----|-----|
|-7-----| -7-----| -2-----| -10-----|-----|-----|-----|-----|-----|-----|
|-----| -7-----|-----|-----|-----|-----|-----|-----|-----|-----|
|-5--Am9-|-Am6/9-|-2-----|-----|-----|-----|-----|-----|-----|-----|

```



Marbin: Chordal Walk Ups

<https://www.youtube.com/watch?v=bd30wH8IHhI>

```

|-Am6-E7-Am-A7-|-Dm-----|
|-----|-----|
|-5---7--9--9--|-10--12-14-12-7-4--1-|
|-4---6--7--8--|--8--11-12-11-6-3--0-|
|-----|-----|
|-5---7--8--9--|-10--12-13-12-7-4--1-|

```

Marbin: How to play La Pompe on Minor Swing

<https://www.youtube.com/watch?v=B14YVWYLncM>

1 and 3 hit the bottom three strings
2 and 4 hit all the strings
Don't play 2 and 4 *too* loud
"and 1 2 and 3 4"

```

|-4-4-7-7-|-10-10-13-13-|-Am6-|
|-3-3-6-6-|--9--9-12-12-|--5--|
|4-4-7-7-|-10-10-13-13-|--5--|
|3-3-6-6-|--9--9-12-12-|--4--|
|-----|-----|-----|
|-E7-----|-----|--5--|

```

Marbin: Minor Swing 30 Day Challenge #7 - Minor Line Cliches

<https://www.youtube.com/watch?v=ZjoM2cBoNVE>

```

|-Am---AmM7--Am7-Am6---|-Dm-----|-E7-----| |
|---5-5---5-5---5---5-5-|---10-10---10-10---10-10---10-|-----|
|---5-5---5-5---5---5-5-|---10-10---10-10---10-10---10-|-----|
|---7-7---6-6---5---4-4-|---12-12---11-11---10-10---9--|-7-7-10-10-7-7-4-4-|
|-----|-----|-----|-6-6--9--9-6-6-3-3-|
|-5T---5---5---5---5---|-10-----10-----10-----10-----|-7-7-10-10-7-7-4-4-|

```

Marbin: Closed position triads

```

|-Am-----|-Dm-----|-E7b9-----|-----| |
|-----|-----|-3--6--9--12--|-10--9--8--7--|-3-2-1-0--|
|--9--9--9--9-|-2-2-2-2-|-1--4--7--10--|--9--9--9--9--|-2-2-2-2--|
|-10-10-10-10-|-3-3-3-3-|-3--6--9--12--|-10-10-10-10--|-3-3-3-3--|
|-12-11-10--9-|-5-4-3-2-|-2--5--8--11--|-----|-----|
|-----|-----|-----|-Am-----|-Dm-----|

```

Marbin: Minor Swing 30 Day Challenge #8 - Fills (Tremolo) Triplets

```

|-----|
|-3-3-3-3-3-3-3-3-3-3-3-3-|
|-2-2-2-2-2-2-2-2-2-2-2-2-|
|-3-3-3-3-3-3-3-3-3-3-3-3-|
|-2-2-2-2-2-2-2-2-2-2-2-2-|
|-----|

```

Marbin: Minor Swing 30 Day Challenge #9 - Outro & Turning Pages

https://www.youtube.com/watch?v=6ZHWNPowAW8&list=PLriEoR1sz7_mfc09whjjzUpv7-Z20XgW&index=9



Signaling the page turn:

```

|---8-8---7-7-|-5----||-8-7-6-4-|-5---|
|---8-8---7-7-|-5----||-8-7-6-4-|-5---|
|---8-8---7-7-|-5----||-8-7-6-4-|-5---|
|---7-7---6-6-|-4----||-7-6-5-3-|-4---|
|-----|-----|-----|-----|
|-----|-Am6--||-E7-----|-Am6-|

```

Minor Swing 30 Day Challenge #10 - Let's Play Lines!

```

|-4-5-----|-----|-----|-----|-----|-Dm-----|
|-----4-5-----|-----|-----12-13-----|-----|
|-----4-5-----|-----|-----13-14-----|-----9-9-8-7--|
|-----6-7-----|-----|-----13-14-----|-----|
|-----6-7-7h8p7-6-7-|-5--||-----14-15-----|-8-----|
|-Am-----|-Dm-||-Am-----11-12-12h13p12-11-12-|-----|

```

Minor Swing 30 Day Challenge #11 - Blazing Chromatic Runs

```

|-----0-1-2/3/4/5/6/7/8/9/10/11/12-|
|-----0-1-2/3-----2-----|
|-----0-1-2/3-----|
|-----0-1-2/3-----|
|---1-2/2-0-1-2/3-----|
|-0-1-2/3-----|

```

Going into the Dm:

```

|-----|-----|
|-----0-1-2-|-3-----|
|-----0-1-2-3-----|-2-----|
|-0-1-2-3-4-----|-3-2-0-_-|
|-----|-----|
|-----|-----|

```

Marbin: Minor Swing 30 Day Challenge #12 - Colorful Bends b6 to a 6 or b9 to a 9

https://www.youtube.com/watch?v=uc4gg4a-6Ig&list=PLriEoR1sz7_mfc09whjjzUp7-Z20XgW&index=12

```

|-----|-----|
|---10-11b12r11-10---|-----15-16b17r16-15-|
|-9--R-----9-|-14-----|
|-----|-----|
|-----|-----|
|-b9>9----Am6-----|-Dm-----|

```



Minor Swing 30 Day Challenge #13 - Let's Learn a Cliche Line

<https://www.youtube.com/watch?v=ZaVmpV9NG5Q>

```

|-----|-----|
|-----5-----5-----|-----|
|---5---5-10-7-----|-----|
|_7-----9-6-7-----|-----|
|-----7-7-----|-----|
|-----|-----|

```

Minor Swing 30 Day Challenge #14 - Gypsy Sweeps

https://www.youtube.com/watch?v=nP26x-f1Ayl&list=PLriEoR1sz7_mfc09whjjzUpy7-Z20XgW&index=14

(up, down, down, down)

```

|-5-----5-|-5-----5-7-----7-8-----8-7-----7-5-|-10-----10-12-----12-13-----13-12-----12-10-|
|^------5-v-|^-----5-----^-----5-----^-----5-v-^------5-v-^------10-----10-----10-----10-----|
|---5-v---|---5-v-v---5-v-v---5-v---5-v---|---10-----10-----10-----10-----|
|---v---|---v---v---v---v---v---v---|-----|-----|-----|-----|
|-----|-----|-----|-----|-----|-----|
|-----|-Am-----|-Dm-----|-----|-----|

```

```

|-13-----13-10-----10-7-----7-4-----4-7-----7-4-----3-|-----|
|-----12-----9-----6-----3-----6-----3---|-----|
|---13-----10-----7-----4-----7-----4---|-----| | |
|---|---|---|---|
|-----|-----|-----|-----|
|-dim-triads-----|-Am-----|

```

Minor Swing 30 Day Challenge #15 - Open Strings Triplet Lick

https://www.youtube.com/watch?v=T9gloAwN_18&list=PLriEoR1sz7_mfc09whjjzUpy7-Z20XgW&index=15

(alternate picking)

```

|-Am-----|-----|-Dm-----|-----|
|-----|-----|-----|-----|
|-----|-----|-----|-----|
|-----|-----|-----|-----|
|_12-11-0-_11-10-0-_10-9-0-_9-8-0-|-8-7-0-7-6-0-6-5-0-5-4-0-|_12-11-0-_11-10-0-_10-9-0-_9-8-0-|-8-7-0-7-6-0-6-5-0-5-4-0-|
|-----|-----|-----|-----|

```

```

|-E7-----|-----|
|-----|-----|
|-----|-----|
|-----|-----|
|-----|-----|
|_12-11-0-_11-10-0-_10-9-0-_9-8-0-|-8-7-0-7-6-0-6-5-0-5-4-0-|

```




Minor Swing 30 Day Challenge #16 - Shred w/ Enclosures https://www.youtube.com/watch?v=EUv9q74l_cM&list=PLriEoR1sz7_mfc09whjjzUpy7-Z20XgW&index=16

```

|-Am-----7-5-4-5-10-8-7-8-|-12-10-9-10-15-13-12-13-17-13-----|
|-----6-5-4-5-----|-----15-12-----|
|-----7-5-4-5-----|-----14-12-----|
|-----9-7-6-7-----|-----15-14-12-----|
|-----5-3-2-3-8-7-6-7-----|-----|
|-----7-5-4-5-----|-Dm-----|

```

Minor Swing 30 Day Challenge #17 - Shred w/ Groups of 6 https://www.youtube.com/watch?v=tWkI13F80a8&list=PLriEoR1sz7_mfc09whjjzUpy7-Z20XgW&index=17

```

|-8-5-----|-13-10-----|-13-12-----|
|-----7-5-4-5-|-12-10-9-10-|-15-14-13-12-|
|-----|-----|-----|
|-----|-----|-----|
|-----|-----|-----|
|-----|-----|-----|

```

Minor Swing 30 Day Challenge: Day #18 Let's Chord Solo https://www.youtube.com/watch?v=07uOp_lJ3m0&list=PLriEoR1sz7_mfc09whjjzUpy7-Z20XgW&index=18

(all downstrokes)

```

|-12-11-12-11-12-11-12-|-10--8---7-----|-5-4--8-7--11-10-|-7-----|
|-10--9-10--9-10--9-10-|-10--6---6---6---6---|-3-3--6-6---9--9-|-5-----5-----|
|-11-10-11-10-11-10-11-|-10--7---7---5---4---|-4-4--7-7--10-10-|-5-----5-----|
|-10--9-10--9-10--9-10-|--9--7---7---3---3---|-3-3--6-6---9--9-|-7-----4-----|
|-----|-----5---5---|-----|-----|
|-Am-----|-Dm6-Dm7-Dm6-Dm7-Dm6-|-E7-----|-5-Am9-5-Am6-|

```

Minor Swing 30 Day Challenge: #19 Altered on E7

https://www.youtube.com/watch?v=JMM9pRKpgNA&list=PLriEoR1sz7_mfc09whjjzUpy7-Z20XgW&index=19

Altered on the E7 using F melodic minor

```

|-12-10-8-----|-10-8-----|-Am6---| |
|-----9--8-6-5-----|0-|-----8h9p8-6\5-----|-5-4/5-|
|-----7-5-----|1-|-----7-5-----|-5-4/5-|
|-----6--5-----|0-|-----6h8p6\5-----|-4-3/4-|
|-----8-7-5---c-ab-g-f--2-|-----8-5-6-8-----|-----|
|-e---d-c-ab-g-f-e-d-c-ab-g-f-e-d--8-4--3-1-0-0-|-E7-----8-5-|-5-4/5-|

```

Minor Swing 30 Day Challenge #20 Descending Chromatic Shred

https://www.youtube.com/watch?v=9e0NnSre1fs&list=PLriEoR1sz7_mfc09whjjzUpy7-Z20XgW&index=20

Alternate picking

```

|-5-4-3-2-----|-----| |
|-----6-5-4-3-----|-----|
|-----6-5-4-3-----|4-5---|
|-----7-6-5-4-----|7-----7-|
|-----8-7-6-5-----|7-----|-8-7-5h7p5-4-5-----|
|-----9-8-7-6-5-7-8-----|-----4b5-|

```



Minor Swing 30 Day Challenge #21 Let's Learn a Double Downstroke Lick

https://www.youtube.com/watch?v=FpmL-6gQvPc&list=PLriEoR1sz7_mfc09whjjzUpy7-Z20XgW&index=21

```
| -8-7-5-4-7-5----- | ----- | ----- | FINISH 1:20
| -v-v-^-v-----7-5----- | ----- | ----- |
| -----5----- | ----- | ----- |
| -----7-6-5-4----- | ----- | ----- |
| ----- | ----- | ----- |
| ----- | ----- | ----- |
```

Great Rhythm: <https://www.youtube.com/watch?v=PT2teoY1a0Q>

```
| | -Am6- | ----- | ----- | | -Am- | ----- | -E7- | ----- | -Am- A7- | ----- | -F7- | -E7- | ----- | | | | | | |
| | -5--- | -3--- | ----- | | -5--- | -5--- | -6--- | -6--- | ----- | -5--- | -5--- | -6--- | -5--- | -5--- | ----- | -5--- |
| | -5--- | -2--- | -%--- | | -5--- | -5--- | -7--- | -7--- | -7--- | -7--- | -5--- | -5--- | -6--- | -7--- | -5--- | -5--- | -8--- | -7--- | -5--- |
| | -4--- | -3--- | -%x4- | | -7--- | -7--- | -7--- | -7--- | -6--- | -6--- | -7--- | -7--- | -5--- | -7--- | -7--- | -7--- | -7--- | -6--- | -7--- |
| | ----- | -2--- | ----- | | -7--- | -7--- | -8--- | -8--- | ----- | -7--- | -7--- | -8--- | -7--- | -7--- | ----- | -7--- |
| | -5--- | -Dm6- | ----- | | -Am- | ----- | -D6- | ----- | -7--- | -7--- | -Am- | ----- | -5--- | -D6- | -Am- | ----- | -8--- | -7--- | -Am- |
```

Autumn Leaves Changes over 2 nd half progression	Am > A7 > Dm7	End Lick
----- -G7- ----- -Fm7- ----- -E7- -----	----- -A7- ----- -A#6-A7- -----	-----
-6--- ----- -5--- -5----- 1--- -3--- -3-1-0--- 0--- -----	-8----- -5--- ----- ----- -----	-----
-5--- -4--4- -4----- 2--- -2----- 2-1-- -----	-7----- -6--- ----- -7--- -6--- -----	-----
-3--- -3--3- -5----- 2--- -3----- 0--- -----	-8----- -5--- ----- -5--- -5--- -----	----- <u>3</u> / <u>4</u> -5-6- <u>7</u> -----
-5--- ----- -3----- -2----- 2--- ----- -----	-7----- ----- ----- ----- -----	<u>7</u> - <u>6</u> - <u>7</u> ----- <u>7</u> -----
-Dm- -3--4- -CM7-3-2-1--- -Bm7b5----- 0--- -Am6-	-Em7b7--5--- -Dm- -6--- -5--- -Dm-	----- ----- 5---

Comping

```
| -Am6----- | -Am6- | ----- | -Dm6--7-- | -E7----- | -E7-- | -Am6-E7-- | -Am/C-A/C#- |
| ----- | ----- | -3-3-3-3- | ----- | 6--- | ----- | ----- | ----- |
| -5-5-5-5- | --%-- | -2-2-2-2- | -10---7-- | -7-7-7-7- | --%-- | -5-5-7-7- | -9-9--9-9-- |
| -4-4-4-4- | --%-- | -3-3-3-3- | --9---7-- | -6-6-6-6- | --%-- | -4-4-6-6- | -7-7--7-7-- |
| ----- | ----- | -2-2-3-3- | ----- | ----- | ----- | ----- | ----- |
| -5-5-5-5- | ----- | -Dm6----- | -10----- | -7-7-7-7- | ----- | -5-5-7-7- | -8-8--9-9-- |

| -Dm6----- | -Dm6--- | -Am/C----- | -Am/C- | -Bb7----- | -E7----- | ---Am6-Abm6- | -E7-Eb7-E7--- |
| ----- | ----- | ----- | ----- | ----- | ----- | ----- | ----- |
| -10-10-10-10- | ---%--- | -9-9-9-9- | ---%--- | -7-7-7-7- | -7-7-7-7- | ---5---4-5--- | -7--6--7----- |
| --9--9--9--9- | ---%--- | -7-7-7-7- | ---%--- | -6-6-6-6- | -6-6-6-6- | ---4---3-4--- | -6--5--6----- |
| ----- | ----- | ----- | ----- | ----- | ----- | ----- | ----- |
| -10-10-10-10- | ----- | -8-8-8-8- | ----- | -6-6-6-6- | -7-7-7-7- | --5--4-5--- | -7--6--7--- |
```



Backing Tracks: <https://www.youtube.com/watch?v=UGCxrt7Gcb4>
 110bpm: <https://www.youtube.com/watch?v=VO1KI25t7mc>
 190bpm: <https://www.youtube.com/watch?v=tRAThtQ-OTM>

W/intro: <https://www.youtube.com/watch?v=X0b4wE1N3Jc>
 150bpm: <https://www.youtube.com/watch?v=wDgqehB1Z0Y>
 Good: <https://www.youtube.com/watch?v=5aPzit3M5xo>

An Am6 chord is also an F#m7b5 chord. F# is the 6th of Am scale. A is the b3 of the F#m scale
 Minor 6 Same form as m7b5 of the 3rd of the m6 root (Am6 = F#m7b5) (Dm6 = Bm7b5)
 Major 6 Same form as m7 of the 6th of the M6 root (Bb6 = Gm7)
 Also same as a rootless 9 chord

Tritone Sub	Am6 > E7	Dm6 Run
-----E7#9-Am6-	-----	-----A7/E-----
-5--8---8---5---	-----	-6---8---10--
-7--7---7---5---	---5---4/5--- -7-6/7-----	-4---6-----7--
-6--6---6---4---	---4---3/4--- -6-5/6-----	-3---5-----7--
-7-----7-----	-----	-5---7-----8--
-E7-Bb13--6---5---	-5-----4/5-- -7-6/7-----	-Dm6-----Dm-

You can play a diminished lick over a Dominant 7 by starting on the Major 3 of the Dominant chord eg over E7, start on G#(Ab). (Ab-B-D-F)
 E.g.: Use Fo7 arpeggio (F-Ab-B-D) over E7to create an E7b9 sound

Yakov Hoter: <https://www.youtube.com/watch?v=e6hwOOTGjSg>

“Down Up Down Up”	Triplet Slide on the 1	
-----	-----2/3/4/- -5-	----- ----- ----- ----- -E9-----
-----5-5-5-5-	-----2/3/4/- -5-	-5-5-5-5- -5-5-5-3//----- -10-10-10-10- -10-10-10-3// -7-7-7-7-
-----5-5-5-5-	-----2/3/4/- -5-	-5-5-5-5- -5-5-5-3//----- -10-10-10-10- -10-10-10-3// -7-7-7-7-
-----4-4-4-4-	-----1/2/3/- -4-	-4-4-4-4- -4-4-4-2//----- -9--9--9--9- -9--9--9-2// -6-6-6-6-
-----	-----	----- ----- ----- -----
-5-5-5-5-	-2/3/4/- -5-	-5-5-5-5- -5-5-5-3//----- -10-10-10-10- -10-10-10-3// -7-7-7-7- etc
-----v-^-v-^-	-----v-^-v-^- ^-	----- ^-v-^-v-^-
Bb13 > E9 > Am6	F9 > E9 > Am6	
-----	---8-8---7-7-- ---	
-8-8--7-7- -5-	---8-8---7-7-- -5-	
-7-7--7-7- -5-	---8-8---7-7-- -5-	
-6-6--6--- -4-	---7-7---6-6-- -4-	
-----	-----	
-6-6--7-7- -5-	-8-8---7-7-- -5-	

(3) La Pompe Sliding Triplet for ii-V7-I Progression - PART 3 | GypsyAndJazz.com - YouTube

2-5-1		
-------	--	--



<pre> ----- ----- -3---- -5-5-5-5- -3-1-1-2-3-3- -3---- -5-5-5-5- -5-3-3-4-4-4- -2---- -5-5-5-5- -4-2-2-3-4-4- -2---- ----- -5-3-3-4-5-5- -G6/9- -5-5-5-5- ----- -3---- </pre>		
--	--	--

<p>Triplets on the 2 & 4 Ending</p> <pre> ---5-5-5-5--- ---5-5-5-5--- -5-5-5-5- ---5-5-5-5--- ---5-5-5-5--- -5-5-5-5- ---5-5-5-5--- ---5-5-5-5--- -4-4-4-4- ---4-4-4-4--- ---4-4-4-4--- ----- ----- ----- ----- ---5-5-5-5--- ---5-5-5-5--- -5-5-5-5- ---v-^-v-^- </pre> <p>Part 4: https://www.youtube.com/watch?v=3dzlzJx7YY8</p>		
---	--	--

Left Hand Techniques <https://www.youtube.com/watch?v=lghUjXVwt1E>

```

|-12-15-13h15p13-|-9-12-10h12p10-|-----|-----|-----| | |
|-----|-----|-9-11-10h11p10-|-----|-----|-----|
|-----|-----|-----|-9-12-10h12p10-|-----|-----|
|-----|-----|-----|-----|-6-9-7h9p7-|-----|-----|
|-----|-----|-----|-----|-----|-7-10-8h10p8-|-4-7-5h7p5-|
|-Dm-Arp-----|-----|-----|-----|-----|-----|

```

```

|-8h10p8\7/8-----|
|-----8h10p8\7/8-----|
|-----9h10p9\8/9-|
|-----|
|-----|
|-----etc|

```

Minor Swing Dm6 Lick

```

|-5---|-----|-----7-|-8-6-8-6-----5h6p5-----|-----10--| |
|-6---|-----9b10-6h8p6-5-----|-----9b10-6h8p6-----6-8-----8-5-----|-----10-----|
|-4---|-7-7-7-----7---|-7-7-7-----7---|-----6-----|-----7-9/10-----|
|-----|-----7-|-----|-----7-6-5-|-----7-----|
|-5---|-----|-----|-----|-----5-7/8-----|
|-Dm6-|-----|-----|-----|-----|-----|

```

JD Solo over “Autumn Leaves”



```

|-Dm7-----|-----5-----|-----5-7-5-----| -FM7-----| -Bbm7b5-----|-----|
|-----6-5-----|-----8-7-6-5-----| -5-8-----8-----| -5-----|-----5b6-----| -5-6-5-----|
|-----7-----7-5-----| -4-----7-8-----|-----5-----| -5-----|-----4-7-----|-----7-5-4-4-----|
|-----7-----|-----|-----| -7-----|-----3-6-----|-----|
|-5-8-----|-----|-----|-----8-----| -2-5-----|-----|
|-----| -G7-----| -CM7-----|-----|-----| -E7-----|

```

```

|-Am-----| -E7-----|-----|
|-----|-----|-----|
|-5-----5-----|-----|
|---7-7-7-----|-----4-5-6-----|-----|
|-----| -5-6-----|-----|
|-----|-----|-----|

```

Check out this Triad master class

Over a minor 7, play off the third of the chord, and then the triad off the third of that chord
 The pattern is major triad, minor triad, major triad, minor triad, major, etc. as you move from chord to chord.
 Take Am7. The 3rd is a C. Play C major triad over the Am7.
 The 3rd of C major is E. Play an E minor triad over the Am7.
 The 3rd of Em is G. Play a G major triad over the Am7.
 The 3rd of G major is B. Play a B minor triad over the Am7.

```

|---|-----|-----7-----|---7-10-7---|-----|
|-5-|---5-8-5---| -5-8---8-5-| -8-----8-|-----|
|-5-| -5-----5-|-----|-----|
|-5-|-----|-----|-----|
|---|-----|-----|-----|
|-5-|-----|-----|-----|

```

Over a Major Seventh, the pattern is reversed: minor triad, major triad, minor triad, major, etc.
 Take C major seventh. 3rd is E. Play an E minor triad over the CM7. etc

Try this over the Autumn Leaves progression:

```

|-Dm7-----|-----| -Em-arp-----7-10-| -8-5-----| -Bbm7b5-----|-----| -Am6-|
|-----5-3-----|-----3-----|-----8-----|-----5-----|-----3-----|-----|
|---2-5-----5-4-2-| -3/4-----|-----4-7/9-----|-----5-----|-----2-4-5-| -4-----|-----|
|-3-----|-----5-3-|---5-----|-----7-|-----3-----|---6-----6-|-----|
|-----|-----| -7-----|-----| -2-5-----|-----7-6-5-6-7-|-----|
|-FM7-arp-----| -G7-----| -CM7-----| -FM7-----|-----| -E7-----|-----|

```



Django's Solo: <https://www.youtube.com/watch?v=XSedqWfq1Ek>

---5-5-5---	---7p5-4-5-7-5-4-7-	5h7p5-----	-----10-8-7-----	-----	-----	-----
---5-5-5---	-----	-----6-----	-----10-	9h10p9-----	-----6-5h6p5-	-----
---5-5-5---	-----	-----7-4-_-	_-_-10-----	-----10-7-----	-----7-----	5\4-----
---4-4-4---	_-_-	-----	-----	-----9-_-	_-6-9-----	-----7-7-_-	
-Am-----	-----	-Dm-----	-----	-E7-----	-----	-E7-----	-Am-----

-----7-8-10--10-	---8-7-5-	7-5-4-7-5-----	-----	-----5-7-8-5-	7-----	---8--7-----7-
_-10-----	-----	-----6-5-	-----5b6-----	-----5-----	7-10-9-----	-----10-9-
-----	-----	-----7-5-4-----5-4-	---4/5-----	-----9-8-	7-----	
-----	-----	-----	-----	7-----	-----	-----
-Am-----	-Dm-----	-Dm-----	-----	-Am-----	-----	-Bb7-----

5-----	_-12--12---		-12-----12-----	12-----12-----12-	13-9-12-10-----	-----12-10-	
---5-----	-----		-----12-13-----13-	-----13-----13-----	-----10-----	-----10-----	
---5-----	-----		-----14-----	---14-----14-----	-----10-----	-----10-----	
-----7-_-	-----		-----	-----	-----12-	_-12-----	
-----	-----		-----	-----	-----	-----	-----
-Am-----	-F7-----E7-		-Am-----	-Am-----	-Dm-----	-----	

8-7-----7-----	-----	-----	-----12-15-13-	-----13-	-17--13-----	-----
---10-9-----	-----	-----	-----10-13-----	12-_-_-	-----15-----	-----
-----10-	-7-----7-10-		9-----	---9-----	-----14-----	-----
-----	---9-8-7-6-9-----	---10-7-10-7-	-10-----	-----	-----15-12-	-13b-
-----	-----	-----	-----	-----	-Dm-----	-----

---12-12-11-10-	-10-9-9-8-8-7-7-----	-----	-----	-----12--7-10-
-----	-----10-	-10-9-9-----	-----	-----
-----	-----10-10-9-8-9-	-----	10-9-8-9-	
-----	-----	-----	7-_-7-_-
-----	-----	-----	-----

8--7-----	-----	-----	-----
---9--10-----	-----	-----	-----
-----9-_-	---9-10-9-8-9-10-9-	-11b--10-	-----7-7-_-
|-----|-----|-----|-9--7-|-6-9-----6-6-6-|
-----	-----	-----	-----



-----10-13-	-14_ _ _ 7-10-8-	----8-----8-	-10_ _ 7-7-8----7-
-----9-12-----	-----	-10---10-----10---	-----10---
-----7-10-----	-----	-----9-----9-----	-----
-6-9-----	-----	-----10-----	-----
-----	-----	-----	-----

Solo Cover: <https://www.youtube.com/watch?v=M3hODfqaGvg>



Minor Swing Etude - Eli Gilbert <https://www.soundslice.com/slices/pMkcc/?from=community>

0:04

A-6 D-6

6 E7 A-6

9 A7 D-6 A-6

13 E7 A-6

17 E7 A-6

21 E7

24 A-6 A7 D-6

27 A-6

30 E7 A-6

33 0:07



Soloing Options:

1) Play A Harmonic Minor Scale
 Works over all the chords
 b3, b6
 R, 2, b3, 4, 5, b6, M7, R
 A, B, C, D, E, F, G#, A

2) 4-note Arpeggios
Am6:

Dm6

E7

3) Scale for Each Chord
Dorian over Am6

Dorian over Dm6

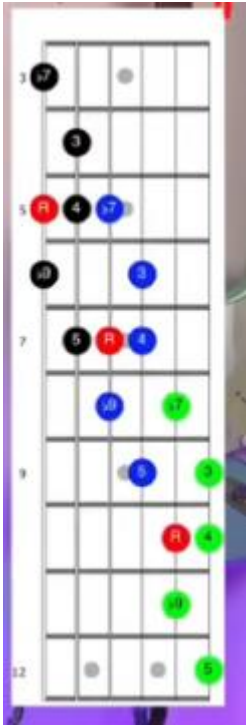
E Phrygian Dominant over E7
 (5th mode of harmonic minor)

Harmonic Minor - Two Octave Shapes

-E-Phryg-Lick

```

|-----|-----|-----|
|-----|-----|-----|
|-----7-10-8-|-9-_-_-10-9-7-|-----|
|-----6/7-9-10-|-----10-9-|-10-7-|
|-----|-----|-----|
|-----|-----|-----|
  
```



Use a diminished arpeggio over a Dominant 7

For every Dominant chord, there are 4 closely related diminished scales.
e.g., a C# diminished chord is really a rootless C7b9 chord.

You can start the diminished run on the 3rd, 5th, b7 or b9 of the Dominant chord

Group	Works over
C#dim7, Edim7, Gdim7, Bbdim7	C7, Eb7, Gb7, A7
Ddim7, Fdim7, Abdim7, Bdim7	C#7, E7, G7, Bb7
Ebdim7, Gbdim7, Adim7, Cdim7	D7, F7, Ab7, B7

You can also use the Altered Scale over a Dominant.

Locrian Scale

1 b9 #9 4 b5 #5 b7

G Ab Bb C Db Eb F G

Altered (Super Locrian) Scale

1 b9 #9 b13 b5 #5 b7

G Ab Bb Cb Db Eb F G

(Ab Melodic Minor) 13 is 6 b13 is b6

The Melodic Minor is just b3. Mixolydian with a natural 7. Dorian with a natural 7.

[The V7 altered is the melodic minor of the note a half-step below the V7.]



A Phrygian Dominant (5th Mode of D Harmonic Minor)

```
| -b7-R-b9--3-11-5-b7-R-b13-----9-10-12- |  
| -----8-10-11----- |  
| -----6-7-9----- |  
| -----5--7-8----- |  
| -----4--5-7----- |  
| -3--5--6----- |  
  
| ----A--Bb-C#-D-E-G--A----- |
```

D Harmonic Minor: **D E F G A Bb C# D**

A Phrygian Dominant: **A Bb C# D E F G**

When related to the scale degrees of the major scale, Phrygian Dominant reads: 1 – b2 – 3 – 4 – 5 – b6 – b7 – 1



Sven Chords: <https://www.youtube.com/watch?v=vrFQS4PtNAS> FYI Dm6 = Bm7b5

```

|-Am6-|---|-5-----|---|---7-|---|-----|-----|
|-5---|---|-6---3--10--|---|-5--7-|---|-----|-----|
|-5---|-%-|-7---2--10--|-%-|-7--7-|-%-|-----|-----|
|-4---|-%-|-7---3--9--|-%-|-6--6-|-%-|-----|-----|
|-----|---|-----2-----|---|-7--7-|---|-----|-----|
|-5---|---|-Dm6---10--|---|-E7---|---|-Am6-|-Bb7-E7-|

```

Robin: <https://www.youtube.com/watch?v=pAleGDixmMk>

```

|-5-----2--8-----|5-----1--10-----7--7--|---E9-Bm7b5-|-Bb7-Bb--E7-Am6-|-----A7-----|
|-5--7--1--7--7--|-6---3--3--10--6--6--6--|-5--7--6-----|-6---3-----|-8-----|
|-5--5--2--9--5--|-7---2--2--10--7--4--7--|-7--7--7-----|-7---3-----|-7-----6-----|
|-4--7--2--7--5--|-7---3--3--9--7-----|-6--6--7-----|-6---3-----|-8-----5-----|
|---0--0-----7--|-x---2-----5--5--|-7--7-----|---1-----|-7-----|
|-5-Am6-----5T-|-Dm6---1--10--7-----|-E7-0--7-----|-6-----|-Em7b5-5--Dm--|

```

Walking Bass

```

|-----|-----|-----|-----|
|-----|-----|-----|-----|
|-----|-----|-----|-----|
|-----|---0-----|-----|-----|
|-0--0-----|-----8-7-5-|-4-3-2-----|
|---0---3-2-|-1---1-2-3-|-4-1-0-----|-----|

```

Yakov: Triads for Minor Swing Ideas <https://www.youtube.com/watch?v=oG48jTfTIBg>

Take an Am triad. Play a half-note below each triad note. Play it twice. Do an enclosure. Add a trill.

Jump to a note one note above the target note. Bend.

```

|-5-|-4-5-----|-----4-5-|-4-5-4-5-----|4-7-5-----|-5-7p5-4-5-|
|-5-|-----4-5-----|-----4-5-----|-----4-5-4-5-----|-----5-----|-----|
|-5-|-----4-5-----|-----4-5-----|-----4-5-4-5-----|-----5-----|-----|
|-7-|-----6-7-|-6-7-----|-----6-7-6-7-|-----7-|-----|
|---|-----|-----|-----|-----|-----|
|---|-----|-----|-----|-----|-----|

```

```

|-----|-----3-5p3-4-5-|-----7-|-6b7-5-----|
|-----|-----5-7p5-4-5-|-----5-----7-|
|-5-7p5-4-5-|-----5-7p5-4-5-|-----5-7p5-4-5-|-----7-5h7p5-4-5-|
|-----|-7-9p7-6-7-|-----|-----7-|-----|
|-----|-----|-----|-----|-----|
|-----|-----|-----|-----|-----|

```



```

|-5--| -4-5-----4-5-| -4-5-4-5-----4-5-4-5-|
|-5--| -----4-5-----4-5-----| -----4-5-4-5-----4-5-4-5-----|
|-5--| -----4-5-----4-5-----| -----4-5-4-5-----4-5-4-5-----|
|-7--| -----6-7-----| -----6-7-6-7-----|
|-----|-----|-----|
|-Am-|-----|-----|

```

```

|-4-7-5-----| -4-7-5-----| -4-7-5-----| -5-7p5\4-5-----|
|-----5-----| -----4-7-5-----| -----5-----| -----5-6p5\4-5-----|
|-----5-----| -----4-7-5-----| -----5-----| -----5h7p5\4-5-----|
|-----7-----| -----6-9-7-----| -----7-----| -----7h9p7\6-7-----|
|-----|-----|-----|-----|
|-----|-----|-----|-----|

```

```

|-----5--| -4-5-----| -4-7-5-----| -----4-7-5-| -5-7p5\4-5-----|
|-6--6--| -----5-6-----| -----5-8-6-----| -----5-8-6-----| -----6-8p6\5-6-----|
|-4--7--| -----6-7-----| -----6-9-7-----| -----6-9-7-----| -----7-9p7\6-7-----|
|-3--7--| -----6-7-----| -----6-9-7-----| -----| -----7-9p7\6-7-----|
|-5-----|-----|-----|-----|-----|
|-Dm6-Dm-|-----|-----|-----|-----|

```

```

|----| -3-4-----| -3-5-4-----| -4-5-p4\3-4-----| |
|-5--| -----4-5-----| -----4-6-5-----| -----5-6p5\4-5-----|
|-7--| -----3-4-----| -----3-5-4-----| -----4-5p4\3-4-----|
|-6--| -----5-6-----| -----5-7-6-----| -----6-7p6\5-6-----|
|-7--| -----|-----6-8-7-----| -----7-8p7\6-7-----|
|-E7-|-----|-----|-----|-----|

```

Yakov: Running a Dm6 Arpeggio with ornaments: <https://www.youtube.com/watch?v=uKGHnM7RydU&list=RDW-0jponi0n0&index=8>

```

|-----5-7--|-----|-----|-----5-7p5-4-5-7-9p7-6-7-| |
|-----8-----|-----|-----5-8p6-5-6-|-----|
|-----4-7-----|-----4-6p4-3-4-|-----7-9p7-6-7-----|-----|
|-----7-----|-----7-9p7-6-7-----|-----|-----|
|-5-8-----|-----5-7p5-4-5-8-10p8-7-8-|-----|-----|
|-D-F-A-B-R-m3-5-6--|-----|-----|-----|-----|

```

```

|-----|-----5-7-----|-----|-----|
|-----|-----6-----|-----|-----|
|-----6-9-|-----7-9p7-6-7-----|-----|-----|
|-----7-----|-----|-----|-----|
|-5-7p5-4-5-8-|-----|-----|-----|
|-----|-----|-----|-----|

```

Yakov: Playing the Pompe: <https://www.youtube.com/watch?v=H2SfzTB8bMU>



Yakov: Minor Swing 1947 - Solo Improvisation With Octaves: <https://www.youtube.com/watch?v=W-Ojponi0n0>

```
| -Am----- | ----- | -Dm----- | ----- | ----- |
| ---10-9--- | -10----- | -----12-11--- | -12----- | ----- |
| -9----- | ----- | -10----- | ----- | ----- |
| -----7-6--- | --7----- | -----9--8--- | --9----- | ----- |
| -7----- | ----- | --8----- | ----- | ----- |
| ----- | ----- | ----- | ----- | ----- |
```

Exercise - Improvising Over Basic Minor Swing - Am Dm E7 Robin: <https://www.youtube.com/watch?v=Y1cFXbQKz4c>

```
| -5-8---5----- | -----5---8- | -5-8---5----- | -4-7---4----- |
| -----5-----5--- | -----5-----5--- | -----6-----6--- | -----5-----5--- |
| -----5----- | -5-----5----- | -----7----- | -----7----- |
| -----7- | ---7----- | -----7- | -----6- |
| ----- | ----- | ----- | ----- |
| -Am----- | -Am----- | -Dm----- | -E7----- |
```

Yakov: Solo: <https://www.youtube.com/watch?v=gQWGGOCa0UA>

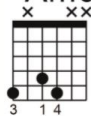
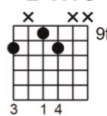
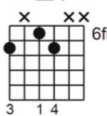
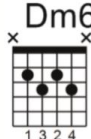
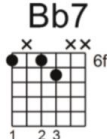
```
| ---8-8-8---8-7- | ---5-5-5----- | --7p5\4/5-7p5\4-7- | -5----- | -----10-8-7--- | ----- |
| ---7-7-7---7-7- | ---5-5-5----- | ----- | ---6-3----- | -----10-9h10p9- | ----- |
| ---7-7-7---7-7- | ---5-5-5----- | ----- | -----4--- | ---10----- | -10-7-----7-10-9h10p9- |
| --6-6-6---6-6- | --4-4-4--- | ----- | ----- | -----9---6-9--- |
| ----- | ----- | ----- | ----- | ----- |
| ----- | -Am6----- | ----- | -Dm----- | ----- |
```

```
| -----5-7-8- | -10-10-8-7-5-7-4-7-5- | -----5-7-8-5- |
| ----- | ----- | -6-5-----5b6r5-----5- |
| ----- | ----- | -----7-5-4-----5-----5- |
| -10-7-7----- | ----- | -----7-----7----- |
| ----- | ----- | -----7----- |
| ----- | ----- | ----- |
```

```
| -7---5-----8--7-5-4-7- | -5----- |
| ---7---9----- | ---5----- |
| -----9p8-8\7----- | -----5----- |
| ----- | -----7----- |
| ----- | ----- |
| ----- | ----- |
```



Yakov: Improvising over Minor Swing: <https://www.youtube.com/watch?v=oG48jTfTIBg>

	<p>Am6 </p> <p>Dm6 </p> <p>E7 </p> <p>Advanced chords (alternative Dm6 voicing and Bb7):</p> <p>Dm6 </p> <p>Bb7 </p>
--	--



<p>Marbin #2 Big Boy Chords https://www.youtube.com/watch?v=BY1vgyiFw9s</p> <p>The m7b5 chord a m3 down from a m6 has same notes as the m6. E.g. F#m7b5 = Am6; Dm6 = Bm7b5</p> <pre> -F#m7b5-Am6- -Bm7b5-Dm6- -1-----5--- -3-----10-- -2-----5--- -2-----10-- -2-----4--- -3-----9--- ----- ----- -2----- -2-----5--- -----10-- </pre>	<p>Can move the 6 in Am6 high</p> <pre> -Am6/9- -7----- -5----- -7----- -7----- -5T----- </pre>
--	---

<p>Marbin #3 Substitute a diminished chord for a dominant chord The Am6 shell shape is also a diminished shape</p> <pre> ---- -Roots----- ----- -5-- ----- ----- -7-- ----- -1--4--7--10--13-- -6-- -----3- -0--3--6---9--12-- -7-- -----2-5--- ----- -E7- -1-4----- -1--4--7--10--13-- </pre>	<p>Marbin #4 Walkups: https://www.youtube.com/watch?v=bd30wH8IHl Walkup Am6 > Dm6 > Am6 w/diminished chords</p> <pre> -Am----- -Dm----- ----- ----- ----- ----- -5--7--9--9- -10--12--14--12-- -10--7--4--1-- -4--6--7--8- --9--11--12--11-- --9--6--3--0-- ----- ----- ----- -5--7--8--9- -10--12--13--12-- -10--7--4--1-- </pre>
--	---

Marbin #6 Fast Comping https://www.youtube.com/watch?v=ldedl2RME5s&list=PLriEoR1sz7_mfc09whjjzUpy7-Z20XgW&index=6

Marbin #7 Minor Lick Cliches: <https://www.youtube.com/watch?v=ZjoM2cBoNVE>

```

|-Am-AmM7-Am7-Am6-|-Dm-----|-Am-----|-Dm-----|-o7-----|-Am-----|-----| | | | |
|---|---|---|---|---|---|---|---|---|---|---|
|-5--5---5---5---|-10--10--10--10--|--9---9---9---9---|-2--2--2--2--|-1--4--7--10--|--9---9---9---9---|-2--2--2--2--|
|-7--6---5---4---|-12--11--10--9---|-10--10--10--10--|-3--3--3--3--|-3--6--9--12--|-10--10--10--10--|-3--3--3--3--|
|-7--7---7---7---|-12--11--10--9---|-12--11--10--9---|-5--4--3--2---|-2--5--8--11---|--0--0--0--0---|-----|
|-5--5---5---5---|-10--10--10--10--|-----|-----|-----|-----|-----|-----|-----|-----|-----|

```

Marbin #8 Fills (Tremolo): https://www.youtube.com/watch?v=afuGXNhCaQ&list=PLriEoR1sz7_mfc09whjjzUpy7-Z20XgW&index=8
 (Triplets)

Marbin #9 Outro & Turning Pages

Marbin #10 https://www.youtube.com/watch?v=RedsNr5xfkw&list=PLriEoR1sz7_mfc09whjjzUpy7-Z20XgW&index=10



Marbin #11: Blazing Chromatic Runs: https://www.youtube.com/watch?v=uc4gg4a-6Ig&list=PLriEoR1sz7_mfc09whjjizUpy7-Z20XgW&index=12

```

|-----0-1-2/3-4-5-6-7-8-9-10-11-|12-|-----|-----| |
|-----0-1-2/3-----|-----|-----0-1-2/|3-|-----|
|-----0-1-2/3-----|-----|-----0-1-2/3-----|2-|-----|
|-----0-1-2/3-----|-----|-----0-1-2/3-4-----|3-2-0-|-----|
|-----0-1-2/3-----|-----|-----|-----Am-----|-----Dm-----|

```

```

|-G-to-G-----0-1-2-|3-----|
|-----0-1-2-3-4-----|3-----|
|-0-1-2-3-----|3-2-----|
|-----|-----5-----|
|-----|-----|
|-----|-----|

```

Marbin # 12: Colorful Bends Bending Flat 9 to the 9 https://www.youtube.com/watch?v=WfbHHP1myl&list=PLriEoR1sz7_mfc09whjjizUpy7-Z20XgW&index=11

```

|-----|-----|-----|
|---10-|-11b12-__-10-----|-----|
|-9-----|-----9-----|-----|
|-----|-----10-|-9\7-|-----|
|-----|-----|-----|
|-----|-Am-----|-----|

```

Marbin # 19: Altered on E7 (F melodic minor)

Marbin #25 Playing A7 in Measure 8

```

|-A7-----6-5-----|-----| |
|-----5-8-----8-7-6-5-----|-----|
|-----6-----7-----|-----|
|-----5-7-8-----|-----|
|-----4-7-----|-----|
|-4-5-----|-Dm-|-----|

```

Marbin #27 Mind-Melting E7 Line https://www.youtube.com/watch?v=d4khh6iyvzs&list=PLriEoR1sz7_mfc09whjjizUpy7-Z20XgW&index=22

```

|-E7-----7-8-9-10-13-12-----13-12-----|
|-----7-8-9-10-----15-13-12-----15-14-13-12-|
|-----7-8-9-10-----|
|-----6-7-8-9-----|
|-7-8p7\6-7-8-7-6-7-----|
|-----|

```

```

|-----|-----|
|-----5-----|
|-14-13-14-----|-----5-----|
|-----14-13-14-----|-----4-----|
|-----15-14-15-----|-----|
|-----4-|-5-5-|

```





Worksheet 3: Minor Swing – Bass line

Bass

Am⁶ Dm⁶

Bass

Am⁶ Dm⁶

5 E⁷ Am⁶

Bass

E⁷ Am⁶

9 Dm⁶ Am⁶

Bass

Dm⁶ Am⁶

13 E⁷ Am⁶ E⁷

Bass

E⁷ Am⁶ E⁷

Worksheet 5: Minor Swing – Intro – TAB

Am⁶ Dm⁶ Am⁶ Dm⁶

Acoustic Guitar

Acoustic Guitar

Bass Guitar

Am⁶ Dm⁶ E⁷ E⁷

A. Gtr.

A. Gtr.

Bass

(or similar run leading to Am⁶ chord)



Worksheet 7: Minor Swing – Outro – TAB

Melody

Am⁶ Dm⁶

Rhythm guitars continue 'La Pompe'

Bass line

Melody

E⁷ N.C.

(or similar run leading to Am6 chord)

Bass

Melody

N.C. Am⁶

Bass

Worksheet 8: Minor Swing – Scales for Improvisation

1 A natural minor 6 7 6 7

2 D natural minor 6 7 b6 7

Melodic minor - sharpen the 6th and 7th degree of the scale when ascending (raise it by one fret), but not when descending
Harmonic minor - sharpen the 7th degree of the scale when ascending or descending
The 6th and 7th degrees are labelled for you

3 A blues scale

4 D blues scale



Worksheet 9: Minor Swing – Arpeggios for Improvisation

1 Am6

T
A
B

2 Dm6

T
A
B

3 E7

T
A
B

4 Bdim (commonly used in place of E7)

T
A
B

Worksheet 10: Minor Swing – Licks

Am6 - arpeggio figure with added notes

T
A
B

3 Dm6 - arpeggio figure with added notes

T
A
B

5 E7 - arpeggio figure with added notes

T
A
B

6 E7 - Am6 - run using G#dim arpeggio

T
A
B

8 Am6 - Dm6 - phrase with chromatic descent

T
A
B



Sherman: Solo <https://www.youtube.com/watch?v=Ux1EhxxoTog&list=PLvujUr-LPKQatg2b7vtYfXeIXVTtuCdS1>

```

| _ _ 4 7 4 | _ _ _ _ _ 5 | 4 7 5 | _ _ _ _ _ 5 | _ _ 7p6 5 | _ _ _ _ _ | | | | | | |
| _ _ _ _ _ 6 | _ _ _ _ _ 5 | _ _ _ _ _ 7 5 | _ _ _ _ _ 5 | _ _ _ _ _ 6 | _ _ _ _ _ 9 |
| _ _ _ _ _ 7 4 | _ _ _ _ _ 5 | _ _ _ _ _ 5 | _ _ _ _ _ 7 | _ _ _ _ _ 7 | _ _ 7 9 7 10 |
| _ _ _ _ _ | _ 7 7 6 7 | _ _ _ _ _ | _ _ _ 7 | _ _ _ _ _ 9 7p | 6 9 10 |
| -E7 | | | | | | | | | | | |
| -E7b9Arp | -Am | -Am | -Dm | -Dm | -E7 |
|
| 7 10 9 8p7 | _ _ _ 7 / | 8 | -Dm+9 | 10 12 10 | _ _ _ _ _ |
| _ _ _ _ _ 9 | _ _ _ 10 | _ _ 10 | _ _ _ _ _ 10 | -11b12 | -11b12r11 |
| _ _ _ _ _ 10 7 | _ _ 9 | _ _ _ 9 | _ _ _ 7 9 10 | _ _ _ _ _ |
| _ _ _ _ _ | 10 | _ _ _ 10 9 7 | _ _ 7 | _ _ _ _ _ |
| _ _ _ _ _ | -Am+9Arp | _ _ _ 7 7h | 8 | _ _ _ _ _ |
| -E7 | -Am6 | -Am | _ _ _ _ _ | -Dm |
|
| _ _ _ _ _ | _ _ _ _ _ 8 | 4 4 7 7 10 10 13 13 10 | 10 7 7 4 4 7 7 | | | | | | | | | | | | |
| -10 | -10 10 9 10 10 | 3 6 9 12 | 9 6 3 6 |
| _ _ _ _ _ 9 | 4 7 10 13 | 10 7 4 7 |
| _ _ _ _ _ 8h9 | | | | | | | | | | | |
| | | | | | | | | | | | | | | | |
| -Am | -Am | -E7 | -E7 |
|
| _ _ 8 7 5 | 4 x x x 7 |
| _ _ _ _ _ | 3 x x x 6 |
| _ _ 9 7 5 | 4 x x x 7 |
| _ _ _ _ _ | 3 x x x 6 |
| _ _ _ _ _ | |
| -Am | -E7 |

```

de Heer Solo: <https://www.youtube.com/watch?v=DqfCEsMkXqw>

```

| _ _ 7p5p4 5 7 5 4 7 | 5h7p5 | 10 8 7 | _ _ _ _ _ | | | | | | | | |
| _ _ _ _ _ | 6 6 10 | 9h10p9 | _ _ _ _ _ |
| _ _ _ _ _ | 7 4 | 10 7 7 10 9h10p9 | _ _ _ _ _ |
| _ _ _ _ _ | 9 9 | 10 9 10 7 7 | _ _ _ _ _ |
| _ _ _ _ _ | | | | | | | | | | | |
| _ _ _ _ _ | | | | | | | | | | | |

```

Sherman: <https://www.youtube.com/watch?v=JEpP9VxYg3g&list=PLvujUr-LPKQanKHOGovdl-Uvx0s6hHdb7&index=10>