Gypsy Stuff

Contents

The 7 gypsy jazz CHORDS you need to know https://www.youtube.com/watch?v=n5LzCPlqnL4 2
https://www.youtube.com/watch?v=pP1y2iZWrtk 2
Ten Minor 2-5-1 Gypsy Jazz Guitar Licks https://www.youtube.com/watch?v=fX7FYiJIWAo 2
Gypsy Exercises: https://www.youtube.com/watch?v=9JzXxjY_pTM https://www.youtube.com/watch?v=tkTHGvxeDM4 3
Gypsy Licks - Technique 3
Gypsy Tutorial - Arpeggios Part 3 https://www.youtube.com/watch?v=DW77D0RhZpA 4
Gypsy Chords / Lick 4
Gypsy Lick 5
Django Lick http://www.youtube.com/watch?v=B0ZYMw3-Xa0 5
How To Spice Up Your Accompaniment - Inversions 7
Improvise on the Gypsy turnaround (G Bb° Am7 D7) 7
4 Exercises to get BETTER at GYPSY JAZZ Picking 8
How to play that fast two finger Django chromatic lick 9
Introduction to Gypsy Jazz Licks And Technique 9
Exercise based on a Mozes Rosenberg phrase (Gypsy Jazz lesson) 10
Gypsy Jazz Chords for Fingerstyle Blues 12
Top 5 Gypsy Tunes 14
Use This over an Am 15
Gypsy Arpeggios 15
Turnaround Key of D 16
Minor Swing Arps: 16
Improvising over Minor Swing Made Simple with the Magic of Triads 16
Pompe Rhythm 17
How to warm up on a gypsy guitar 17
Am Gypsy Lick 18
E7 > Am Gypsy Lick 18
Fast Django Lick 18
Gypsy Lick Lesson - Triplet 2-5-1 in D 19
10 Major Gypsy Jazz Guitar Licks 19
10 Major 2-5-1 Gypsy Jazz Guitar Licks 19
10 Minor 2-5-1 Gypsy Jazz Guitar Licks iiø-V7-I Am7b5 - D7 - Gm 20

My TOP 12 Favorite 2-5-1 Gypsy Jazz Licks 22
Licks - E Dominant 7th Gypsy Licks 26
3 Ways To Solo In Gypsy Jazz 29
3 Gypsy Jazz Guitar LICKS You Need To Know! 29
Ending phrases typical of Gypsy jazz in G major 29
Gypsy Progression 30
The 7 Gypsy Jazz Chords you need to know 30
6 Reasons You Need To Learn This Chord Shape! 30
Gypsy Chords 30
Scrivo Gypsy Tutorials 31

THE 7 GYPSY JAZZ CHORDS YOU NEED TO KNOW https://www.youtube.com/watch?v=n5LzCPlqnL4

```
|-Am6--Dm6-3-----C6--A7--E9--Do-|
|-5----3---3-----8---5---7---6--|
|-5----2---2-----9---6---7---4--|
|-4----3---2-----7---5---6---6--|
|------2---C6/9--------------5--|
|-5--------3-----8---5---7------|
```

https://www.youtube.com/watch?v=pP1y2iZWrtk

```
|-CM7-----------------------|----------------12-13-15p13-12----|
|-----------------8-12-11-10-|----------12-15-------------------|
|---------------9------------|-14-12-13------------------------|
|----------9-10--------------|-------------------------------14-|
|-----7-10-------------------|----------------------------------|
|-7-8-----------------------|-E7-------------------------------|
```

TEN MINOR 2-5-1 GYPSY JAZZ GUITAR LICKS https://www.youtube.com/watch?v=fX7FYiJIWAo

```
|---------------------------------------|-------------------14-18----|
|-15-------14b15-14-13-------------13---|-11----------11-15-------17-|
|-----------------------------11-14------|----12----12----------------|
|----12-13-------------11-12------------|-------12-------------------|
|---------------------------------------|----------------------------|
|-#1------------------------------------|----------------------------|

|-#3-----------------------------------------------------|
|---------------------------------------10-------------------|
|-----------------------------------11----12-11-----------------|
|-----------10-13-12-11-10----10-13-------------------------------------|
|-9----9-12----------------12-----------------------------------|
|---11-------------------------------------------------------|
```

THE MOST USEFUL GYPSY JAZZ CHORD VOICING EVER! https://www.youtube.com/watch?v=2882VnCx_tg

```
|-----||-------|Ex:-------1p0-----E7------0---------Am------5-|-------A7----||-3-G--||---------5-|-----------5-|
|-3-D-||-3-----|-------3------2p1-------0---3-1-0---------1---|-8-----5--6--||-3----||-5-E-4-3-2-|-4/5-4-3-2---|
|-2---||-2-----|-----2----------------1-----------------2-----|-7-----6--5--||-2----||-4---4-4-4-|-3/4-4-4-4---|
|-3---||-3-----|---3----------------0-----------------2-------|-8-----5--7--||-3----||-5---5-5-5-|-4/5-5-5-5---|
|-2---||-2-B---|-2-----------------------------------0---------|-7-E------5--||-2----||-4---------|-3/4---------|
|-Dm6-||-Bm7b5-|-----------------0---------------------------|-Em7b5-5--Dm-||-G7---||-Em6-------|---Em6-------|
```

Gypsy Exercises: https://www.youtube.com/watch?v=9JzXxjY_pTM https://www.youtube.com/watch?v=tkTHGvxeDM4

Gypsy Licks - Technique

https://www.youtube.com/watch?v=oG48jTfTIBg

```
|-5--|-4-5-------------------4-5-|-4-5-4-5-------------------------------------4-5-4-5-|
|-5--|-----4-5-----------4-5-----|---------4-5-4-5-------------------------4-5-4-5---------|
|-5--|---------4-5-----4-5-------|-----------------4-5-4-5---------4-5-4-5-----------------|
|-7--|-----------6-7-------------|-------------------------6-7-6-7-------------------------|
|----|---------------------------|-----------------------------------------------------------|
|-Am-|---------------------------|-----------------------------------------------------------|

|-4-7-5-------|-4-7-5-----------------|-4-7-5-------|-5-7p5\4-5-----------------------------|
|-------5-----|-------4-7-5-----------|-----------5-|-----------5-6p5\4-5--------------------|
|---------5---|-----------4-7-5-------|---------5---|---------------------5h7p5\4-5-----------|
|-----------7-|-----------------6-9-7-|-------7-----|-------------------------------7h9p7\6-7-|
|-------------|-----------------------|-------------|-------------------------------------------|
|-------------|-----------------------|-------------|-------------------------------------------|

|-----5--|-4-5-----------|-4-7-5-------------------------------4-7-5-|-5-7p5\4-5-----------------------------|
|-6---6--|-----5-6-------|-------5-8-6-----------------5-8-6-------|-----------6-8p6\5-6--------------------|
|-4---7--|---------6-7---|-----------6-9-7-------6-9-7-------------|---------------------7-9p7\6-7----------|
|-3---7--|-----------6-7-|-------------------6-9-7-----------------|-----------------------------7-9p7\6-7-|
|-5------|---------------|-----------------------------------------|-------------------------------------------|
|-Dm6-Dm-|---------------|-----------------------------------------|-------------------------------------------|

|----|-3-4-----------|-3-5-4---------------------|-4-5-p4\3-4----------------------------------------|
|-5--|-----4-5-------|-------4-6-5---------------|-----------5-6p5\4-5-----------------------------|
|-7--|---------3-4---|-----------3-5-4-----------|---------------------4-5p4\3-4--------------------|
|-6--|-----------5-6-|-----------------5-7-6-----|-------------------------------6-7p6\5-6----------|
|-7--|---------------|---------------------6-8-7-|-----------------------------------------7-8p7\6-7-|
|-E7-|---------------|---------------------------|-----------------------------------------------------|
```

GYPSY ARPEGGIOS https://www.youtube.com/watch?v=6efwF6xvWnw

```
  Em Am B7 Em
|-0--0--2--0--|-Em----------------|-Am----------------|-B7--------------8----|-Em----------------12----|
|-0--1--4--5--|----------------5---|----------------10---|-------------7-10---10-|----------------12----12-|
|-0--2--2--4--|---------------4---4-|----------------9----9-|-----------8----------|----------9-11-12----------|
|-2--2--4--5--|---------2-4-5-------|---------7-9-10--------|-------7-9------------|--------9-----------------|
|-2--0--2-----|-------2-------------|-------7---------------|---6-9----------------|-7-9-10-------------------|
|-0-----------|-0-2-3---------------|-5-7-8-----------------|-7--------------------|--------------------------|

 Em6 Am6 B7 Em6
|-0--2--2--3--|--------------------|----------------------|------------------8---|--------------------------|
|-2--1--4--5--|--------------------|----------------------|-------------7-10---7-|------------------12-14-12-|
|-0--2--2--4--|---------------4-6-4-|----------------9-11-9-|-----------8----------|----------9-11-12----------|
|-2--2--4--5--|---------2-4-5-------|---------7-9-10--------|-------7-9------------|--------9-----------------|
|-2--0--2--4--|-------2-------------|-------7---------------|---6-9----------------|-7-9-10-------------------|
|-0--------0--|-0-2-3---------------|-5-7-8-----------------|-7--------------------|--------------------------|

  Em9 Am9 B7b9 Em9
|-0--7---8------|--------------------|----------------------|--------------------8-7-|---------------------14-12-|
|-3--5---7---7--|----------------7-5-|------------------12-10-|--------------7-10------|-------------------12-------|
|-2--5---8---7--|---------------4-----|----------------9-------|------------8----------|----------9-11-12----------|
|-0--5---7---5--|---------2-4-5-------|---------7-9-10---------|-------7-10------------|--------9-----------------|
|-2--0-------7--|-------2-------------|-------7----------------|---6-9-----------------|-7-9-10-------------------|
|-0------7---0--|-0-2-3---------------|-5-7-8------------------|-7---------------------|--------------------------|

Turnaround Key of D
|-------------------------|---------B7------|-Em7----------7-10-|-12-10-------------------|-D6-D6/9------7-10-|-9----7-|
|-------10-14-12-10-------|-8-7-------------|-------------8-----|-------11----------------|---------7-10------|---10---|
|----11-------------11----|-----8-----------|--------7-9--------|----------12-------------|-------7-----------|--------|
|-12-------------------12-|-------9-7-------|------9------------|--------------12---------|---7-9-------------|--------|
|-------------------------|-----------9-6---|-7-10--------------|-----------------13-12-10|-9-----------------|--------|
|-D6-or-D6/9--------------|-B7#5----------7-|-------------------|-Gm6---------------------|-------------------|--------|
```

Gypsy Tutorial - Arpeggios Part 3 https://www.youtube.com/watch?v=DW77D0RhZpA

GYPSY CHORDS / LICK

```
|-C--5----------|-Am---------------6-8-9-10\\-|----------|
|----5-----6----|----------------8-----------|----3--5---|
|-2--5--5--5--4-|-------------6-7------------|-4--5--3---|
|-2--5--5--3--3-|-------5-7-8----------------|-5--4-----|
|-3--3----------|-----5----------------------|-------5---|
|-3-----5--5--3-|-5-6------------------------|-5--5--3---|
```

ENDING PHRASES TYPICAL OF GYPSY JAZZ IN G MAJOR

```
|-----3-------------------||---------------------5H-||-7-8-9-10-12-13-14-15-------------------------------------5H-|
|-3-5---6-5-3-------3---2-||---------------------5H-||----------------------12----12-13----13-14----14-------14-15-5H-|
|-------------5-3h4-----4-||---------------------5H-||-4-5-6--7--9-10-11-12----12-------13-------14----15-17-------5H-|
|---------------------5-3-||-5-4-2---------------5H-||-------------------------------------------------------------5H-|
|-------------------------||-------5-3-2-----5---5H-||-------------------------------------------------------------5H-|
|----------------------3-||-------------5-3---3-5H-||-------------------------------------------------------------5H-|

|-----------------5H-||-------------------------|
|-----------------5H-||-------3-4---------------|
|-----------------5H-||-----4-----5-2-----------|
|-----------------5H-||-4-5-----------4-5-------|
|-5-4-3-2---------5H-||-------------------3/5---|
|---------6-5-4-3-5H-||----------------------3-|
```

GYPSY PROGRESSION https://www.youtube.com/watch?v=yB6bWhlhvZ8

```
|-Bb6-Gm"6"-"2"-"5"-|-Bb-Gm--------|-Bb6--Bb7--6---Eo-|-Bb6-----Bb6-|
|-8--------------8--|-8---------8--|-----------6---8--|--8---8---8--|
|-7---10-----8---8--|-7--10--8--8--|--7----7---6---7--|--7---8---7--|
|-8----8-----8---7--|-8---8--8--7--|--6----6---5---8--|--8---7---8--|
|----------------8--|-----------8--|-------5-------7--|------8------|
|-6---10-----8------|-6--10--8-----|--6----6---6---6--|--6---F7--6--|
```

GYPSY LICK

```
|-----|----------------|------------------5-|
|-9-8-|-7--------------|----------------5---|
|-----|---7------------|------------4-5-----|
|-----|-----9-6--------|----------7---------|
|-----|---------7-6-5--|---------7----------|
|-----|---------------8-|-7-5-7-8------------|
```

DJANGO LICK http://www.youtube.com/watch?v=B0ZYMw3-Xa0

```
|-A-------------------------------7-5-4-5-9-7-6-7-10-0-4-7-5-|
|-------------------------7-5-4-5-------------------------------|
|-----------------7-6-5-6---------------------------------------|
|----------9-7-6-7-----------------------------------------------|
|-9-7-6-7--------------------------------------------------------|
|--------------------------------------------------------------|
```

Gypsy Arpeggios https://www.youtube.com/watch?v=6efwF6xvWnw

```
  Em Am B7 Em
|-0--0--2--0--|-Em----------------|-Am------------------|-B7--------------8----|-Em-----------------12----|
|-0--1--4--5--|-----------------5---|-----------------10---|-------------7-10---10-|-------------------12----12-|
|-0--2--2--4--|---------------4---4-|----------------9----9-|-----------8----------|----------9-11-12----------|
|-2--2--4--5--|---------2-4-5-------|---------7-9-10--------|-------7-9------------|--------9-----------------|
|-2--0--2-----|-------2-------------|-------7---------------|---6-9----------------|-7-9-10-------------------|
|-0-----------|-0-2-3---------------|-5-7-8-----------------|-7--------------------|--------------------------|

 Em6 Am6 B7 Em6
|-0--2--2--3--|---------------------|---------------------|------------------8---|--------------------------|
|-2--1--4--5--|---------------------|---------------------|-------------7-10---7-|------------------12-14-12-|
|-0--2--2--4--|---------------4-6-4-|----------------9-11-9-|-----------8----------|----------9-11-12----------|
|-2--2--4--5--|---------2-4-5-------|---------7-9-10--------|-------7-9------------|--------9-----------------|
|-2--0--2--4--|-------2-------------|-------7---------------|---6-9----------------|-7-9-10-------------------|
|-0--------0--|-0-2-3---------------|-5-7-8-----------------|-7--------------------|--------------------------|

  Em9 Am9 B7b9 Em9
|-0--7---8------|---------------------|-----------------------|--------------------8-7-|---------------------14-12-|
|-3--5---7---7--|-----------------7-5-|-----------------12-10-|--------------7-10------|-------------------12-------|
|-2--5---8---7--|---------------4-----|-----------------9-----|------------8----------|----------9-11-12----------|
|-0--5---7---5--|---------2-4-5-------|---------7-9-10--------|-------7-10------------|--------9-----------------|
|-2--0-------7--|-------2-------------|-------7---------------|---6-9-----------------|-7-9-10-------------------|
|-0------7---0--|-0-2-3---------------|-5-7-8-----------------|-7--------------------|--------------------------|

Turnaround Key of D
|-----------------------|---------B7------|-Em7----------7-10-|-12-10-------------------|-D6-D6/9------7-10-|-9----7-
|-------10-14-12-10-----|-8-7-------------|-----------8------|-------11----------------|----------7-10------|---10---
|----11-------------11----|-----8-----------|--------7-9--------|----------12-------------|-------7-----------|--------
|-12------------------12-|-------9-7-------|------9------------|-------------12----------|---7-9-------------|--------
|-----------------------|-----------9-6---|-7-10--------------|----------------13-12-10-|-9-----------------|--------
|-D6-or-D6/9------------|-B7#5----------7-|-------------------|-Gm6---------------------|-------------------|--------
```

https://www.youtube.com/watch?v=DW77D0RhZpA

Nolan: https://www.youtube.com/watch?v=PnM66QmN1Pg

```
|---------2-3-|---------5-6-|----------8-9-|-3--6--9--12--|
|-----2-5-----|-----5-8-----|-----8-11-----|-2--5--8--11--|
|-2-3---------|-5-6---------|-8-9----------|-3--6--9--12--|
|-------------|-------------|--------------|-2--5--8--11--|
|-------------|-------------|--------------|--------------|
|-------------|-------------|--------------|--------------|

|------------------||-----7-5-----------------------|--------------|
```

```
|--------6-9b10r9-8-||---------8-5-------------5-------|---------------|
|-----7-10----------||-5-6---------6-------6b7---6-----|---7-4---------|
|-7h8---------------||---------------7-6p5---------7-5-|-4-----7-3/4---|
|-------------------||-----------------------------------|-------------5-|
|-Bb-or-Gm----------||-A7--------------------------------|---------------|
```

How To Spice Up Your Accompaniment - Inversions

Yakov: https://www.youtube.com/watch?v=6V0iCekbF78&t=239s

```
|----|-------|-----|-BbM7-|-BbM7-|--------Em7b5-|-A7--A--|-Dm-C--Bb-A7--|
|-6--|-10----|-6---|-6----|-10---|-8------5-----|-5---5--|-6--5--3--2---|
|-7--|--7----|-4---|-7----|-10---|-7------7-----|-6---2--|-7--5--3--0---|
|-7--|--7----|-3---|-7----|--8---|-8------5-----|-5---2--|-7--5--3--2---|
|-5--|--8----|-5---|------|------|-7------------|-----4--|-5--3--1--0---|
|-Dm-|--Dm/F-|-Dm6-|-6----|-10---|-Em7b5--6-----|-5------|--------------|
```

Bei Mir Bist Du Schoen:

```
|---------|-----------------|---------|-----|-Em7b5---|-A7--C#o7-|-Dm--C---|-Bb--A7--|
|---6-----|---10-10-10-10---|-6-6-6-6-|-10--|---8---5-|---5---5--|---6---5-|---3---2-|
|---7---x-|----7--7--7--7---|-7-7-7-7-|-10--|---7---7-|---6---3--|---7---5-|---3---0-|
|---7---x-|----7--7--7--7---|-7-7-7-7-|--8--|---8---5-|---5---5--|---7---5-|---3---2-|
|-5---7---|-8----------------|---------|-----|-7-------|-----4----|-----3---|-1---0---|
|-Dm------|-Dm/F----------8-|-6-6-6-6-|-10--|-----6---|-5--------|-5-------|---------|
```

Montagne Sainte-Genevieve - Django's Waltz Yakov: https://www.youtube.com/watch?v=6V0iCekbF78&t=239s

```
|------------|-----------|-B7-------|
|-8--12--8---|-1--5--13--|-7--7--10-|
|-9---9--6---|-2--2--11--|-8--4---8-|
|-6---9--5---|-2--2--10--|-7--4---7-|
|-7--10--7---|-0--3--12--|----6---9-|
|-Em-----Em6-|-Am----Am6-|-7--------|
```

```
|-Em------0-0-|-------------|---------------|-------------|-B7----------|---------B7----|-----------------|-Em----------|
|---0-0---0-0-|---8-8---8-8-|---8-8---12-12-|-------------|---------7-7-|---10-10-------|---10-10----9-9-|---8-8-------|
|---0-0-------|---9-9---9-9-|---9-9----9--9-|-5---7-9-----|---8-8---5-5-|----8--8---8-8-|----8--8----8-8-|---9-9-------|
|-------------|-------------|----------9--9-|-4---6-7-----|---7-7---7-7-|---10-10---7-7-|---10-10----9-9-|---9-9-------|
|-------2-----|-7-----------|-7-----10------|-------------|-------6-----|-9-------------|-9--------6-----|-7---------6-|
|-0-----------|-------7-----|---------------|-5---7-8----|-7-----D#o7--|-F#o7----7-----|-F#o7-----D#o7--|-------7-9---|
```

```
|-------------|----|----|-E7-Do7-|-Am6-E7-Am----|-----|-----|----------|-------|
|---8-8---7-7-|-5--|-5--|-5--6---|-5---3--1-----|-----|-----|----------|-------|
|---9-9---5-5-|-4--|-4--|-7--4---|-2---1--2-----|-----|-----|----------|-------|
|---9-9---7-7-|-4--|-5--|-6--6---|-2---3--2-----|-----|-----|----------|-------|
|-7-----6-----|-5--|-4--|-7--5---|-3---2--0-----|-----|-----|----------|-------|
|-Em----D#o7--|----|----|--------|--------------|-Am--|-Em--|-F#7--B7--|-Em----|
```

Improvise on the Gypsy turnaround (G Bb° Am7 D7)

Martin: https://www.youtube.com/watch?v=FHe5H3LbCuw

```
|-G/B--Bbo-Am7-D7-|-G6-||-C/E--Ebo--Dm7---C6/9--|--------------------------------|
|-----------------|-5--||-----------------------|--------------------|
|-7----6---5---5--|-4--||-----------------------|------------------------|
|-5----5---5---4--|-5--||-----------------------|------------------------|
|--------------5--|-5--||-----------------------|--------------------|
|-7----6---5------|-3--||-----------------------|------------------------|
```

4 Exercises to get BETTER at GYPSY JAZZ Picking

Zarek: https://www.youtube.com/watch?v=A_ARFKptue8

Down up down down up down

Learn the power of the double down stroke

Exercise 1:

```
|-------------|-------------|-------------|-------------|--------------|-0-1-2-3-2-1-|-2-3-4-5-4-3-|--------------------|
|-------------|-------------|-------------|-------------|-0-1-2-3-2-1--|-------------|-------------|-2-3-4-5-4-3--etc--|
|-------------|-------------|-------------|-0-1-2-3-2-1-|--------------|-------------|-------------|--------------------|
|-------------|-------------|-0-1-2-3-2-1-|-------------|--------------|-------------|-------------|--------------------|
|-v-^-v-v-^-v-|-0-1-2-3-2-1-|-------------|-------------|--------------|-------------|-------------|--------------------|
|-0-1-2-3-2-1-|-------------|-------------|-------------|--------------|-------------|-------------|--------------------|
```

Exercise 2: Down up

```
|--------------------0-0---------------------|
|-----------------0-0-v-^-0-0-----------------|
|-------------0-0---------v-^-0-0-------------|
|---------0-0----------------------0-0---------|
|-v-^-0-0-------------------------------0-0-----|
|-0-0-------------------------------------0-0-|
```

Exercise 3: Slow (downstrokes), then faster (down on new string; up down where 2 notes on a string), then triples, then 16ths.
Go through minor arps; Am, Dm, Gm etc
Then do major shapes.

```
|-12-8---------------|-----------------8-12-|
|------10------------|--------------10------|
|---------9----------|------------9---------|
|-----------10-7-----|-------7-10-----------|
|-----------------7---|-----7----------------|
|------------------8-|-5-8------------------|
```

Exercise 4: Triplets Down Up Down Down Up

```
|-5-6-7-------------------------------|
|-v-^-v-5-6-7-------------------------|
|-------v-^-v-5-6-7--------------------|
|-------------v-^-v-5-6-7-------------|
|--------------------v-----5-6-7-------|
|--------------------------------5-6-7-|
```

Django Minor Swing Lick:

```
|---------5-7-8-5-|-7--------------8-7------7-5-------|
|-------5---------|---7-10-9-----------10-9-----5-----|
|-----5-----------|----------9-8-7----------------5---|
|---7-------------|-----------------------------------7-|
|-0---------------|------------------------------------|
|-----------------|------------------------------------|
```

How to play that fast two finger Django chromatic lick

Marbin: https://www.youtube.com/watch?v=QtxQbbNEDvw
Down-up the whole way; 16th notes; Use only 2 fingers. Use over E7

```
|---------------------------------|---------0-1-2/3-4-5-6-7-8-9-10-11-12--|
|---------------------------------|-0-1-2/3-------------------------------|
|-------------------------0-1-2/3-|---------------------------------------|
|-----------------0-1-2/3---------|---------------------------------------|
|---------0-1-2/3-----------------|---------------------------------------|
|-0-1-2/3-------------------------|---------------------------------------|
```

Introduction to Gypsy Jazz Licks And Technique

Hoter : https://www.youtube.com/watch?v=7t4dkyrk4_c&list=PLY2qxr9dJRZHHI9NAhUkbJrhF_ZkTDb8N&index=4

Any time you have a dominant chord, you can use a diminished chord that sits on its 3rd degree.
E.g. C# diminished over A7. Plus you can start on any note in the C# diminished chord, e.g. C#, E, G, Bb.
Use your right hand from the elbow, not the wrist on downstrokes and short upstrokes on the upstrokes.
Whenever moving to a new string, use a downstroke.
3rd measure uses Mixolydian b9, b13 (b2, b6) aka Harmonic Minor starting on 5th degree.

```
|-A7------1---2---0-3-3-|-----3-6-----6-9-----9-12-10h12p10-|-9-----------------------------|
|---------------2-v-^-2-|---2-v-^---5-v-^---8-v--^----------|---11-10-------------------------|
|-----------0-3-v-----3-|-3-v-----6-v-----9-v-------v-------|-v--v----12-10-9-----------------|
|---------2-v-^---------|-v-------v-------v----------------|----------v------12-11-----------|
|-v-^-1-4-v-------------|----------------------------------|------------------------13-11h12--|
|-0-3-v-^---------------|----------------------------------|----------------------------------|

|-12------------------------------------------------------|
|----15-14-------------------------------------------------|
|----------15-14-12----------------------------------------|
|------------------15-14-----------------------------------|
|----------------------------------------------------------|
|----------------------------------------------------------|FINISH

|-5~~------------------------------------------------------|
|-6~~------------------------------------------------------|
|-6~~------------------------------------------------------|
|-5~~------------------------------------------------------|
|-0~~------------------------------------------------------|
|----------------------------------------------------------|

|----------------------------------------------------------|
|----------------------------------------------------------|
|----------------------------------------------------------|
|----------------------------------------------------------|
|----------------------------------------------------------|
|----------------------------------------------------------|
```

Django Reinhardt Speed Book (1/8 Django's Favorite Position)
Marinho: https://www.youtube.com/watch?v=5-0YGxSCAvg

```
|---------------------------------8-6-----------------|
|-----------------4-3-2-3-8-6-5-6-----8-6-----------6--|
|---------5-3-2-3-------------------------6---------6--|
|-5-3-2-3-------------------------------------8-7-6-5-5--|
|-----------------------------------------------------|
|-Eb--------------------------------------------------6--|

|-----------------------------------------9-7-6-7-10-9-8-9-12-10-9-10-|
|---------------------------------8-7-6-7-----------------------------|
|-------------------------9-7-6-7-------------------------------------|
|---------5-4-3-4-9-7-6-7---------------------------------------------|
|-7-5-4-5-------------------------------------------------------------|
|-D-------------------------------------------------------------------|

|-----10-8-------------------|-------------------------------|
|----------10-8------------8-|-------------------------------|
|-7-8----------8----------8-|---------------------------------------|
|-----------------10-9-8-7-7-|---------------------------------------|
|----------------------------|-----------------------------|
|-------------------------8-|-----------------------------|

|-------|-----5-9-7-7-----------------------------5--|---------------|
|-7-6-5-|-4-7---------10-7------------------------5--|-------------------|
|-------|-------------------7---------9-5-6-------6--|-------------|
|-------|---------------------7h9p7-6-------7-4-7-7--|---------------|
|-------|-----------------------------------------7--|--------|
|-Django's Tiger----------------------------------5--|----------------------|
```

Exercise based on a Mozes Rosenberg phrase (Gypsy Jazz lesson)

https://www.youtube.com/watch?v=484BKiM-FZ4

This runs the same lick through the Cycle of 4ths [Cm7 Fm7 Bbm7 Ebm7 Abm7 C#m7 F#m7 Bm7 Em7 Am7 Dm7 Gm7 Cm7 Dbm9 Cm9]

8	Cm7	9-12-15		4	Abm7	5- 8-11		12	Em7	13-10- 7		8	Cm7	Dm9	Cm9
13	Fm7	14-11- 8		9	C#m7	10- 7- 4		5	Am7	6- 9-12					
6	Bbm7	7-10-13		2	F#m7	3- 6- 9		10	Dm7	11- 8- 5					
11	Ebm7	12- 9- 6		6	Bm7	8-11-14		3	Gm7	4- 7-10					

```
|-------8-10--11-|--7--9/10--8--------|--------------9-|---9---12---15---||-13-13------13-15--16-|
|-----8-----------|-----------------11-8---|--------------8-|---8---11---14---||-13-13---13------------|
|-----------------|----------------------8\|-7------------9-|---9---12---15---||-13-13-----------------|
|-----------------|--------------^--v-^-v-|-^-10---------8-|---8--11--14---||-13-13-----------------|
|-----------------|----------------------|----v-10-10-----|-----------------||----------------------|
|-Cm7-------------|----------------------|-------v--------|-C7b9------------||-Fm7------------------|

|-----5-R--9---b3-|--7----b9-9--R-b7-5-b3-|-9--R--5--5-----|
```

```
|--12--14/15-13----------|-------------14-|---14---11---8---||-6-6---7-10-13-|-11---12-9-6-|-4--5-8-11-|
|-----------------16-13----|-------------13-|---13---10---7---||-6-6---6--9-12-|-11---11-8-5-|-4--4-7-10-|
|----------------------13\|-12----------14-|---14---11---8---||-6-6---7-10-13-|-11---12-9-6-|-4--5-8-11-|
|--------------------------|----15-------13-|--13--10--7--||-6-6---6--9-12-|-11---11-8-5-|-4--4-7-10-|
|--------------------------|-------15-15----|-----------------||---------------|-------------|-----------|
|--------------------------|----------------|-----------------||-Bbm7----------|-Ebm7--------|-Abm7------|

|-9---10-7-4-|-2---3-6-9-|-7---8-11-14-|-12--13-10-7-|-5--6-9-12-|-10--11-8-5-|-3--4-7-10-|-8------------|
|-9----9-----|-2---2-----|-7---7-------|-12--12------|-5--5------|-10---------|-3---------|-8----4---3---|
|-9---10-----|-2---3-----|-7---8-------|-12--13------|-5--6------|-10---------|-3---------|-8----4---3---|
|-9----9-----|-2---2-----|-7---7-------|-12--12------|-5--5------|-10---------|-3---------|-8----2---2---|
|------------|-----------|-------------|-------------|-----------|------------|-----------|------4---3---|
|-C#m7-------|-F#m7------|-Bm7---------|-Em7---------|-Am7-------|-Dm7--------|-Gm7-------|-Cm7--Dm9-Cm9-|
```

Gypsy Jazz Chords for Fingerstyle Blues

FB Confidential: https://www.youtube.com/watch?v=hJhw72aGV-M&t=522s





Top 5 Gypsy Tunes

https://www.youtube.com/watch?v=UZK99xbgpkk

Swing Gitane

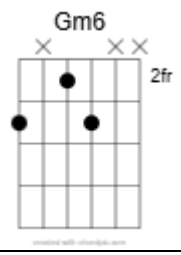	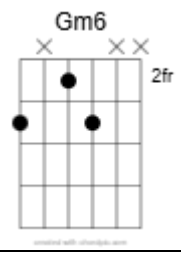	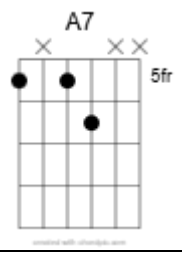	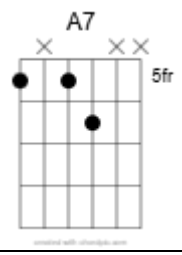	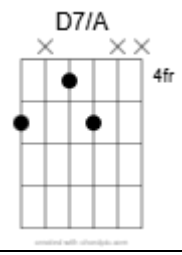	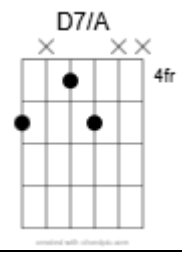	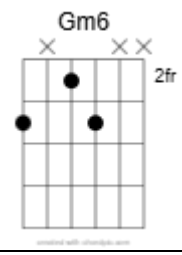	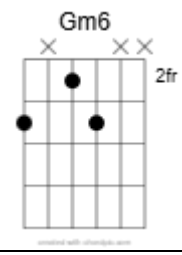
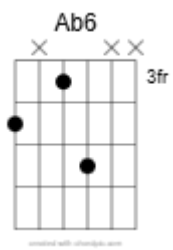	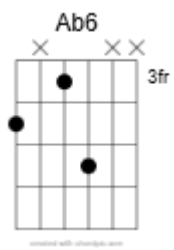	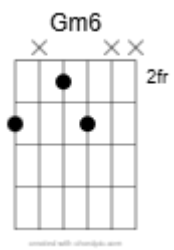	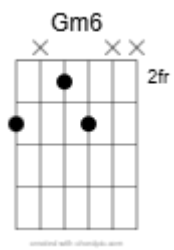	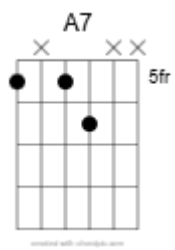	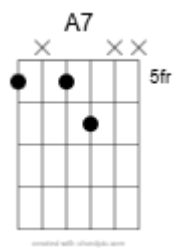	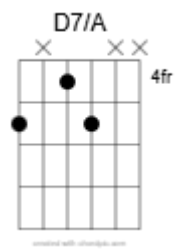	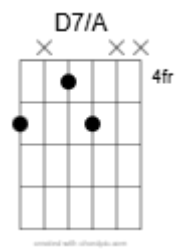
Repeat							

Djangology

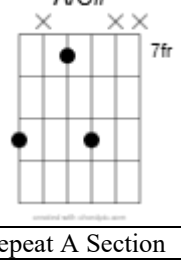	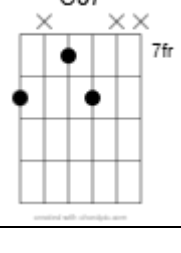	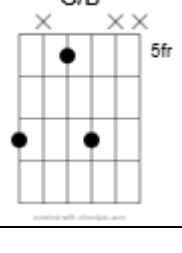	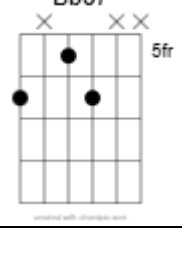	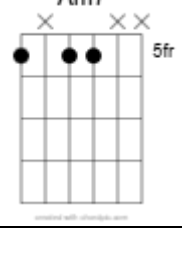	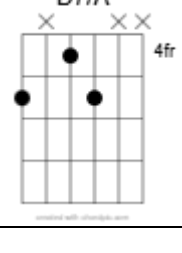	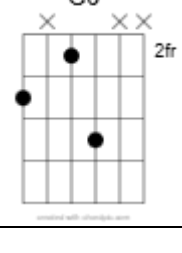	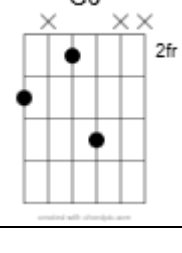
Repeat A Section							
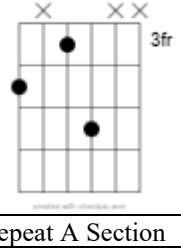	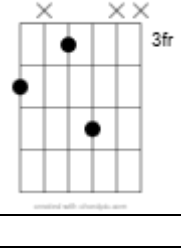	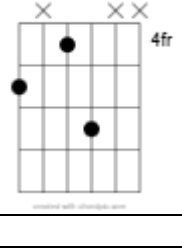	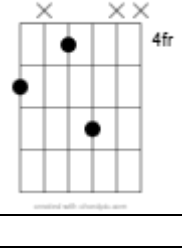				
Repeat A Section							

Swing 48

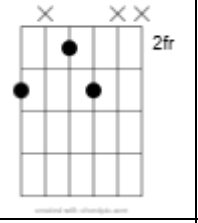	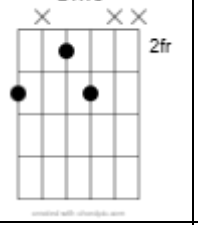	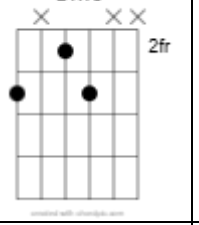	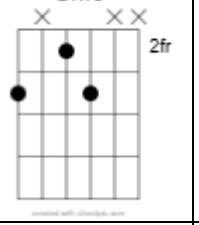	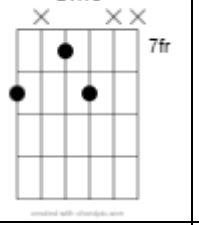	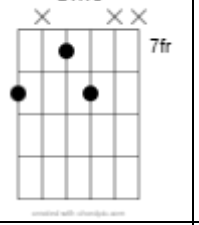	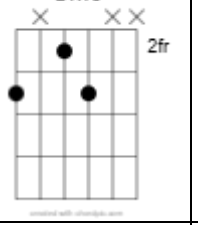	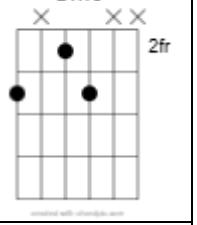
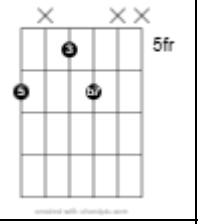	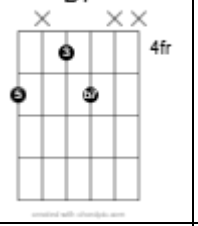	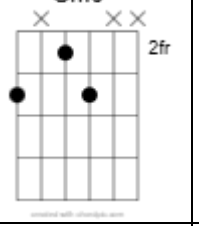	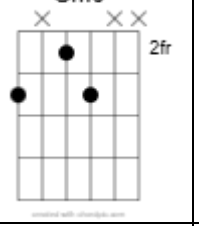				
Repeat A Section							

Dark Eyes / All of Me

Use This over an Am

https://www.youtube.com/shorts/ooh8BNKkbEM

```
|-12-8--------------|---|
|------10-----------|---|
|---------9-10-7----|---|
|----------------9-6-|-7-|
|-------------------|---|
|-------------------|---|
```

Gypsy Arpeggios

Scrivo: https://www.youtube.com/watch?v=6efwF6xvWnw

```
  Em Am B7 Em
|-0--0--2--0--|-Em----------------|-Am----------------|-B7--------------7----|-Em----------------12----|
|-0--1--4--5--|----------------5---|----------------10---|-------------7-10---10-|----------------12----12-|
|-0--2--2--4--|---------------4---4-|---------------9----9-|-----------8----------|----------9-11-12---------|
|-2--2--4--5--|---------2-4-5-------|---------7-9-10-------|-------7-9------------|--------9-----------------|
|-2--0--2-----|-------2-------------|-------7--------------|---6-9----------------|-7-9-10-------------------|
|-0-----------|-0-2-3---------------|-5-7-8----------------|-7--------------------|--------------------------|

 Em6 Am6 B7 Em6
|-0--2--2--3--|--------------------|--------------------|------------------8---|--------------------------|
|-2--1--4--5--|--------------------|--------------------|-------------7-10---7-|----------------12-14-12-|
|-0--2--2--4--|---------------4-6-4-|---------------9-11-9-|-----------8----------|----------9-11-12---------|
|-2--2--4--5--|---------2-4-5-------|---------7-9-10-------|-------7-9------------|--------9-----------------|
|-2--0--2--4--|-------2-------------|-------7--------------|---6-9----------------|-7-9-10-------------------|
|-0--------0--|-0-2-3---------------|-5-7-8----------------|-7--------------------|--------------------------|
```

```
  Em9 Am9 B7b9 Em9
|-0--7---8------|---------------------|-----------------------|--------------------8-7-|----------------------14-12-|
|-3--5---7---7--|-----------------7-5-|-------------------12-10-|--------------7-10------|-------------------12-------|
|-2--5---8---7--|---------------4-----|-----------------9-------|------------8-----------|----------9-11-12----------|
|-0--5---7---5--|---------2-4-5-------|---------7-9-10---------|-------7-10-------------|--------9-------------------|
|-2--0-------7--|-------2-------------|-------7-----------------|---6-9------------------|-7-9-10---------------------|
|-0------7---0--|-0-2-3---------------|-5-7-8-------------------|-7----------------------|-----------------------------|
```

Turnaround Key of D

```
|-------------------------|---------B7------|-Em7----------7-10-|-12-10--------------------|-D6-D6/9------7-10-|-9----7-|
|-------10-14-12-10-------|-8-7-------------|------------8------|-------11-----------------|----------7-10------|---10---|
|----11-------------11----|-----8-----------|--------7-9--------|----------12--------------|--------7-----------|--------|
|-12-------------------12-|-------9-7-------|------9------------|-------------12-----------|---7-9-------------|--------|
|-------------------------|-----------9-6---|-7-10--------------|-----------------13-12-10-|-9-----------------|--------|
|-D6-or-D6/9--------------|-B7#5----------7-|-------------------|-Gm6--------------------|-------------------|--------|
```

Minor Swing Arps:

https://www.youtube.com/shorts/aoMqJ0FHGDE

```
|-Am---------------|----------|-Dm----------------|-10------|-E7----------------|-12------|------------------|----------|
|------------------|-10------|-----------------10-|---------|---------------9-12-|---------|------------------|-10------|
|----------------9-|---------|---------7-9-10----|---------|---------7-10------|---------|----------------9-|---------|
|---------7-9-10---|---------|-------7-----------|---------|-----6-9-----------|---------|---------7-9-10---|---------|
|-------7----------|---------|-5-7-8-------------|---------|-6-7---------------|---------|-------7----------|---------|
|-5-7-8------------|---------|-------------------|---------|-------------------|---------|-5-7-8------------|---------|

|------------------|-10------|------------------|---------|------------------|------------------|------------------|-5-|
|----------------10-|---------|------------------|-10------|--------------0-3-|-1-0--------------|----------------5-|---|
|---------7-9-10---|---------|-----------------9-|---------|-----------1------|-----2-1----------|---------2-4-5---|---|
|-------7----------|---------|---------7-9-10---|---------|-------0-3--------|---------3-2------|-------2----------|---|
|-5-7-8------------|---------|-------7----------|---------|-----2------------|-------------3-2-|-0-2-3------------|---|
|------------------|---------|-5-7-8------------|---------|-0-4--------------|------------------|------------------|---|
```

Improvising over Minor Swing Made Simple with the Magic of Triads

Yakov: https://www.youtube.com/watch?v=oG48jTfTIBg

```
|-5--|-4-5-----------------4-5-|-4-5-4-5-------------------------------------4-5-4-5-|
|-5--|-----4-5-------------4-5-----|---------4-5-4-5-----------------------4-5-4-5---------|
|-5--|---------4-5-----4-5---------|-----------------4-5-4-5---------4-5-4-5-----------------|
|-7--|-------------6-7-------------|-------------------------6-7-6-7-------------------------|
|----|-----------------------------|-----------------------------------------------------------|
|-Am-|-----------------------------|-----------------------------------------------------------|

|-4-7-5-------|-4-7-5-----------------|-4-7-5-------|-5-7p5\4-5-----------------------------|
|-------5-----|-------4-7-5-----------|-----------5-|-----------5-6p5\4-5-------------------|
|---------5---|-------------4-7-5-------|---------5---|---------------------5h7p5\4-5-----------|
|-----------7-|-----------------6-9-7-|-------7-----|-------------------------------7h9p7\6-7-|
|-------------|-----------------------|-------------|-----------------------------------------|
|-------------|-----------------------|-------------|-----------------------------------------|
```

```
|-----5--|-4-5------------|-4-7-5-------------------------------4-7-5-|-5-7p5\4-5-----------------------------|
|-6---6--|-----5-6--------|-------5-8-6-------------------5-8-6-------|-----------6-8p6\5-6---------------------|
|-4---7--|---------6-7----|-------------6-9-7-------6-9-7-------------|---------------------7-9p7\6-7-----------|
|-3---7--|-------------6-7-|-------------------6-9-7------------------|-------------------------------7-9p7\6-7-|
|-5------|-----------------|-----------------------------------------|-----------------------------------------|
|-Dm6-Dm-|-----------------|-----------------------------------------|-----------------------------------------|

|----|-3-4------------|-3-5-4-----------------------|-4-5-p4\3-4-------------------------------------|
|-5--|-----4-5--------|-------4-6-5-----------------|------------5-6p5\4-5--------------------------|
|-7--|---------3-4----|-------------3-5-4-----------|----------------------4-5p4\3-4-------------------|
|-6--|-------------5-6-|-------------------5-7-6-----|--------------------------------6-7p6\5-6-----------|
|-7--|-----------------|-------------------------6-8-7-|-----------------------------------------7-8p7\6-7-|
|-E7-|-----------------|-------------------------------|-------------------------------------------------|
```

Pompe Rhythm

Pompe: https://www.youtube.com/watch?v=H2SfzTB8bMU
Pompe : Marbin https://www.youtube.com/watch?v=H9vqXDZKGdA

How to warm up on a gypsy guitar

Reboul: https://www.youtube.com/watch?v=tkTHGvxeDM4

Great vid: Reboul: https://www.youtube.com/watch?v=9JzXxjY_pTM

```
|-#2---------------------|------------------------|-----------------------------|-----------------------------|
|------------------------|------------------------|-----------------------------|-8-8-8-10-10-10-11-11-11-&-down-|
|------------------------|------------------------|----------7-7-7-8-8-8-10-10-10-|-----------------------------|
|---------------^-----^---|-------5-5-5-7-7-7-8-8-8-|-10-10-10---------------------|-----------------------------|
|-v-^-v-v-^---5-5-5-6-6-6-|-8-8-8------------------|-----------------------------|-----------------------------|
|-6-6-6-8-8-8------------|------------------------|--4--------------------------|-----------------------------|

|-#3-------------|----------------|--------------------|------------------------|
|-All-Downstrokes-|----------------|--------------------|-8-8-10-10-11-11-&-down-|
|-----------------|----------------|-------7-7-8-8-10-10-|------------------------|
|-----------------|-----5-5-7-7-8-8-|-10-10--------------|------------------------|
|---------5-5-6-6-|-8-8------------|--------------------|------------------------|
|-6-6-8-8---------|----------------|--------------------|------------------------|

|-#4-Down-Up-Down-------------------------|-12-12-12-17-17-17-12-12-12-----------------------------------|
|---------------------------------13-13-13-|----------------------------13-13-13-------------------------|
|-------------------9-9-9-14-14-14----------|-------------------------------------14-14-14-9-9-9-----------|
|----------10-10-10-----------------------|-----------------------------------------------------10-10-10----|
|-12-12-12--------------------------------|-------------------------------------------------------------12-|
|--4-----------------3--------------------|-----------------------------------------------------------------|

|-----V-^-V-^-V-V-^-V-^-V--|
|-#5---------------------|
```

```
|-17-12----------12-|-16-12----------12-|-15-12----------12-|-14-12----------12-|
|-------13----13----|-------13----13----|-------13----13----|-------13----13----|
|----------14-------|----------14-------|----------14-------|----------14-------|
|-----^-------------|-----^-------------|-------------------|-------------------|
|-------------------|-------------------|-------------------|-------------------|
|-#6----------------|-------------------|-------------------|-------------------|

|-----------------|-9-8-7-6-7-8-|-8-7-6-------|-8-5-------5-7-5-------5-|
|-----------------|-------------|-------8-7-6-|-----7-5-7-------7-5-7---|
|-----------------|-------------|-------------|-------------------------|
|---------9-7-6-7-|-------------|-------------|-------------------------|
|-9-7-6-7---------|-------------|-------------|-------------------------|
|-#7--------------|-#8----------|-#9----------|-#10---------------------|

|-------------|-3-2-1-0-------------------------------------------------------------------------------------------------------|
|-8-5---------|---------3-2-1-0---------3-2-1-0---------------------------------------------------------------------------|
|---^-6-------|-----------------3-2-1-0---------3-2-1-0---------3-2-1-0-----------------------------------------------------|
|-------9-8-7-|-----------------------------------------3-2-1-0---------3-2-1-0---------3-2-1-0-------------------------|
|---------^---|-------------------------------------------------------------3-2-1-0---------3-2-1-0-----------|
|-#11---------|-#12-----------------------------------------------------------------------------------------3-2-1-0-0-|
```

Am Gypsy Lick	E7 > Am Gypsy Lick
|-12-7-10-8-----------|-12-7-10-8-4-7-5-| |-----------10--------|-----------------| |--------------9------|-----------------| |----------------10-7-|-----------------| |-5--9-11-3-----------|-----------------| |-Am------------------|-----------------| 9 & 11 enclose the b3	|-----|-----------------|-Am----------------5-| |-9-8-|-7---------------|-----------------5---| |-----|---7-------------|-------------4-5-----| |-----|-----9-6---------|-----------7---------| |-----|---------7-6-5---|---------7-----------| |-----|-E7------------8-|-7-5-7-8-------------|

Fast Django Lick

http://www.youtube.com/watch?v=B0ZYMw3-Xa0 https://www.youtube.com/watch?v=ufQszUHk81Q

```
|-A6-|-A6-----------------------------|-7-5-4-5-10-9-8-9-14-12-11-12-17-|-0-4-7-5-|
|-7--|-------------------------7-5-4-5-|---------------------------------|---------|
|-6--|-----------------7-6-5-6---------|---------------------------------|---------|
|-7--|----------9-7-6-7----------------|---------------------------------|---------|
|----|-9-7-6-7-------------------------|---------------------------------|---------|
|-5--|---------------------------------|---------------------------------|---------|
```

Gypsy Lick Lesson - Triplet 2-5-1 in D

Remi - https://www.youtube.com/watch?v=6so9xCd_qzg

```
|-Em7-----------------7-6-5-------------------------|-D-||-------7-10-7-8-9-|-------------------------|
|-----------------5-8-------8-7-6-5-----------------|---||-----8------------|----------12-15-12-13-14-|
|-------4-7-4-5/6-------------------6-5-4-----------|---||-8/9--------------|-------12---------------|
|-----5-----------------------------------7-5-4-----|---||--------------------|-13/14-------------------|
|-6/7---------------------------------------------7-4-|-5-||--------------------|-------------------------|
|---------------A7----^---^-------------------------|---||--------------------|-------------------------|
```

10 Major Gypsy Jazz Guitar Licks

https://www.youtube.com/watch?v=inlddiGLUSw

```
|-#4----------|-------------|----------8------------|
|-------------|-------------|-6--9h10---11-9h10-----|
|-F-----------|---------5-7-|---------------------10-|
|-------------|-3--6h7------|-----------------------|
|---------3-5-|-------------|-----------------------|
|-1--4h5------|-------------|-----------------------|

|-------------------------|---------------------------------|-16-15-13h15p13--|
|-------------------------|-------------------13-------13-15-|-----------------|
|-------------------------|-12-------12-13-14----13-14-------|-----------------|
|-----------------12-14---|----14-15--------------------------|-----------------|
|----------12-15-------15-|---------------------------------|-----------------|
|-15-12-13----------------|---------------------------------|-----------------|

|-13--12-13-10-13-|-8-13----13----13---------------|
|-10--------------|------11----10----8-------------|
|-----------------|--------------------10-9-7-10-5-|
|-----------------|----------------------7---------|
|-----------------|--------------------------------|
|-----------------|--------------------------------|

|-#7---------|-----------------|-------------|-17-17-17-13-13-|-17-|
|------------|--------------13-|-15-13-12-13-|-13-13-13-10-10-|-13-|
|------------|------13/14---14-|-14-14-13-14-|----------------|----|
|------12-14-|-15---14/15------|-------------|----------------|----|
|--15-14-13-|-12--------------|-------------|----------------|----|
|------------|-----------------|-------------|----------------|----|
```

10 Major 2-5-1 Gypsy Jazz Guitar Licks

https://www.youtube.com/watch?v=3nJjQKYBoNQ

```
|--9/10-13-10------------|------------------------|-R-------------------|----|
|-------------11-10-9/10-|-12b13-------------------|------13----12----11-|-10-|
|------------------------|-------------10-12-10-10-|--10----10----10-----|----|
|-#1---------------------|-------10-12-------------|---------------------|----|
|------------------------|-------------------------|---------------------|----|
|-Gm7-5------------------|-C7-9--------------------|-FM7-----------------|----|
```

```
|-#2---------------------13-|-12---------------------|--------------------|
|----------------------15---|----13------------------|--------------------|
|----------------14-15------|-------13----------------|--------------------|
|----------12-15------------|----------14-12-10-------|---------------14-15-|
|-13-12-13-----------------|--------------------11----|---------12-15------|
|--------------------------|----------------------12-|-13--13------------|

|-#2--------------3-|-2---------------|-GM7-----------|
|----------------5---|---3-------------|---------------|
|-----------4-5-----|-----3-----------|---------------|
|-------2-5---------|-------4-2-0-----|-----------4-5-|
|-3-2-3-------------|-------------1---|-------2-5-----|
|-Am----------------|-D+-b13--------2-|-3---3---------|

|-#3-------|-Gm7----------|-C7----------------------|-F------------8-10-13-|
|----------|---------10---|---------10--------------|-----------10---------|
|----------|------10------|-------9-----------------|------9-10------------|
|-12-11-10-|-9-12---------|-8--11-------------------|-7-10-----------------|
|----------|--------------|--------------8h10p8\7h8-|----------------------|
|----------|-3--5-b7--9---|-b7-b9-3-13--------------|-3--5-M7-R--3-5-13----|

|-13-12p11p10-------------|--------------------------------|
|-------------11----------|-10-8----------9b10---9p8------|
|----------------12-7-8-9-|------9-------------------9-10-|
|-------------------------|--------10-9-8-----------------|
|-------------------------|--------------------------------|
|-#5----------------------|--------------------------------|

|-10--8--6--5--3-----------------8-------------|
|--8--7--5--4--3--8--10--8--9-10---11----------|
|-10--8--7--5--3--9---9--7------------------10-|
|--8--7--5--4--2--8---8--7------------10-12----|
|-------------------------8--------------------|
|-#8--------------9---9------------------------|
```

10 Minor 2-5-1 Gypsy Jazz Guitar Licks iiø-V7-I Am7b5 - D7 - Gm

https://www.youtube.com/watch?v=CelQJuXHtbU

m7b5 is b3, b5, b7.

```
|---------------------|--------------------|-------------------14-18-|----|
|-15-------14b15r14-13-|---------------13---|-11----------11-15-------|-17-|
|---------------------|---------11-14------|----12----12-------------|----|
|----12-13------------|---11h12------------|-------12----------------|----|
|---------------------|--------------------|-------------------------|----|
|-#1------------------|-D7-----------------|-------------------------|----|
```

```
|------------------|--------------|---------8-10/11-------| Can use in Blue Bossa
|-8---------7b8r7-6-|-----------6-4-|-------8---------12/13-|
|-------5-8---------|-------4-7-----|-5-7/8-----------------|
|---5h6-------------|---4h5---------|-----------------------|
|------------------|--------------|-----------------------|
|-#1-Dm7b5----------|--------------|-----------------------|

|-----5-3-----------|-D7------------5-|-6----5----------|---|
|---------4---------|-------------7---|----7---8--------|---|
|-2/3-------5-------|---------5-7-----|----------7------|---|
|-------------7-4---|-----4-7---------|-----------8--7-|-5-|
|-----------------6-|-4-5-------------|-b3-7-9-R-5-b3-5-|-R-|
|-#2-Am7b5----------|-----------------|-Gm--------------|---|

|-#3--Am7b5------------------|-D7b9--------------------|----------------------------|
|----------------------------|----------------10-------|-11-------11-13--11-10-------|
|----------------------------|-------------11----12-11-|-------12--------------11-12-|
|--------------10--13--12-11-|-10----10-13-------------|----12----------------------|
|-9------9--12---------------|----12-------------------|----------------------------|
|----11----------------------|-------------------------|-Gm-------------------------|

|-F#--Eb-F#--A--C--Eb--D--C#-|-C--A---C--Eb-F#-A--G-F#-|-Bb--D--G-Bb--C--Bb--A-F#-G--|
|-#13-5--#13-R--b3-5---11-3--|-b7-5---b7-b9-3--5--4-3--|-b3--5--R-b3--11-b3--9-M7-R--|

Am7b5 arp =             A    C    Eb   G
                        1 b2 b3 4 b5 6 b7
Am7b5 Scale (Locrian) = A Bb C  D Eb F G

|-16-17--------------|-----------------14-17-14-|-15-10-------11-------------|
|-------14-13-_-_----|--------------15----------|-------11-------13----------|
|--------------------|-------11-14--------------|----------12-------14-11-12-|
|-----------------13-|-11-12--------------------|----------------------------|
|--------------------|-------------------------|----------------------------|
|-#4-----------------|-------------------------|-R--5--b3--R-13-11--9--7--R-|

|-#6-----------------|----------------------|-------------------6-8-10-|-15-|
|--------------------|-----4-7-10-7---------|---------------5-8--------|----|
|--------------------|---5----------8-------|-------------7------------|----|
|-----5-7-8-7-8p7-5-4-|-7-------------10-7---|---------5-8--------------|----|
|-5-6----------------|---------------------9-|-----5-7-----------------|----|
|--------------------|----------------------|-3-6---------------------|----|
```

Melodic minor
F# = nat. 7

My TOP 12 Favorite 2-5-1 Gypsy Jazz Licks
https://www.youtube.com/watch?v=TYWrI1mlwpw

```
|---|-Dm7-------------|-------5-3-------|---------------|-----||-8-5-------------|-----------------|-C6/9------|---------|
|---|-----------------|---3-6-----6-3-4-|-5-------------|-----||-----6-----------|-5-3-------------|-----------|---------|
|---|---------2-5-2-3-|-4---------------|---5-----------|-----||-------7p6-5-3h4-|-----4-----------|-----------|---------|
|---|---2-3-5---------|-----------------|-----5-3-5p3-2-|-----||-----------------|-------5p4-3-1-2-|-----------|---5-----|
|-4-|-5---------------|-----------------|---------------|-3---||-----------------|-----------------|-3-3-3-3-5/|-7---7-7-|
|---|-----#1----------|-G7--------------|-C6/9----------|---3-||-Dm7----#2-------|-G7--------------|-----------|---------|

|-----------------|-----------4/5h6-5-|-----------------|---------------|
|-------5-8-8-----|---------6---------|-8-5---------8-5-|---------8-5---|
|-----5-----------|-----4-7-----------|-----5-----------|-5-------------|
|-6-7-------------|-3-6---------------|-------7-6-5-----|---7-6-5-------|
|---------------4-|-------------------|-----------------|---------------|
|-Dm7-----#3------|-G7----------------|-C6/9------------|---------------|

|-----------------------------------------------------------|
|-----------------------------------------------------------|
|-----------------------------------------------------------|
|-----------------------------------------------------------|
|-----------------------------------------------------------|
|-----------------------------------------------------------|

|-----------------------------------------------------------|
|-----------------------------------------------------------|
|-----------------------------------------------------------|
|-----------------------------------------------------------|
|-----------------------------------------------------------|
|-----------------------------------------------------------|
```




Dm7
G7
C6/9
18
19
20
21
22
7 8
7 10
9 12 9 10
10
8 12
11
12 11 9
8
10 7 8 9
8 10 8
8
8 11 8


Dm7
G7
C6/9
22
23
24
25
26
sl.
p sl.
10 7 8 5
6
7 3 4
6 4 6 4 3
5
4
5
3 1 3
4 2 4
9




```
|---|----12-10----------------|-------------------------------------------------------------|
|---|----------13-10----------|-------------------------------------------------------------|
|-9/|-10-------------10-------|-------------------------------------------------------------|
|---|--------------------12-10-|-------------------------------------------------------------|
|---|-------------------------|-----------------------------------------------------------|
|---|-------------------------|-------------------------------------------------------------|
```

```
|-10-11-12-|-13-10--------------------|----------------------|--------------|--------------------12-15-|
|----------|-------13-10--------------|----------------------|--------------|-------------13-15-------|
|----------|--------------10----------|----------------------|--------------|----------12-------------|
|----------|-----------------12p11-10-|-9h10-9---------9-12-9-|-10--10------|-10-12-14----------------|
|----------|--------------------------|--------11-9-10--------|----------10-|-------------------------|
|----------|--------------------------|----------------------|--------------|-------------------------|
```






```
|----|-------------12-10----------|-------------|----------------------|-------------|
|----|-------10-13-------13-10-11-|-12/17-12-15-|-13-0-----------------|-------------|
|----|----10----------------------|-------------|------11-14-12-0-8-10-|-9-0---------|
|-11-|-12-------------------------|-------------|----------------------|-----9-12-10-|
|----|----------------------------|-------------|----------------------|-------------|
|----|----------------------------|-------------|----------------------|-------------|
```

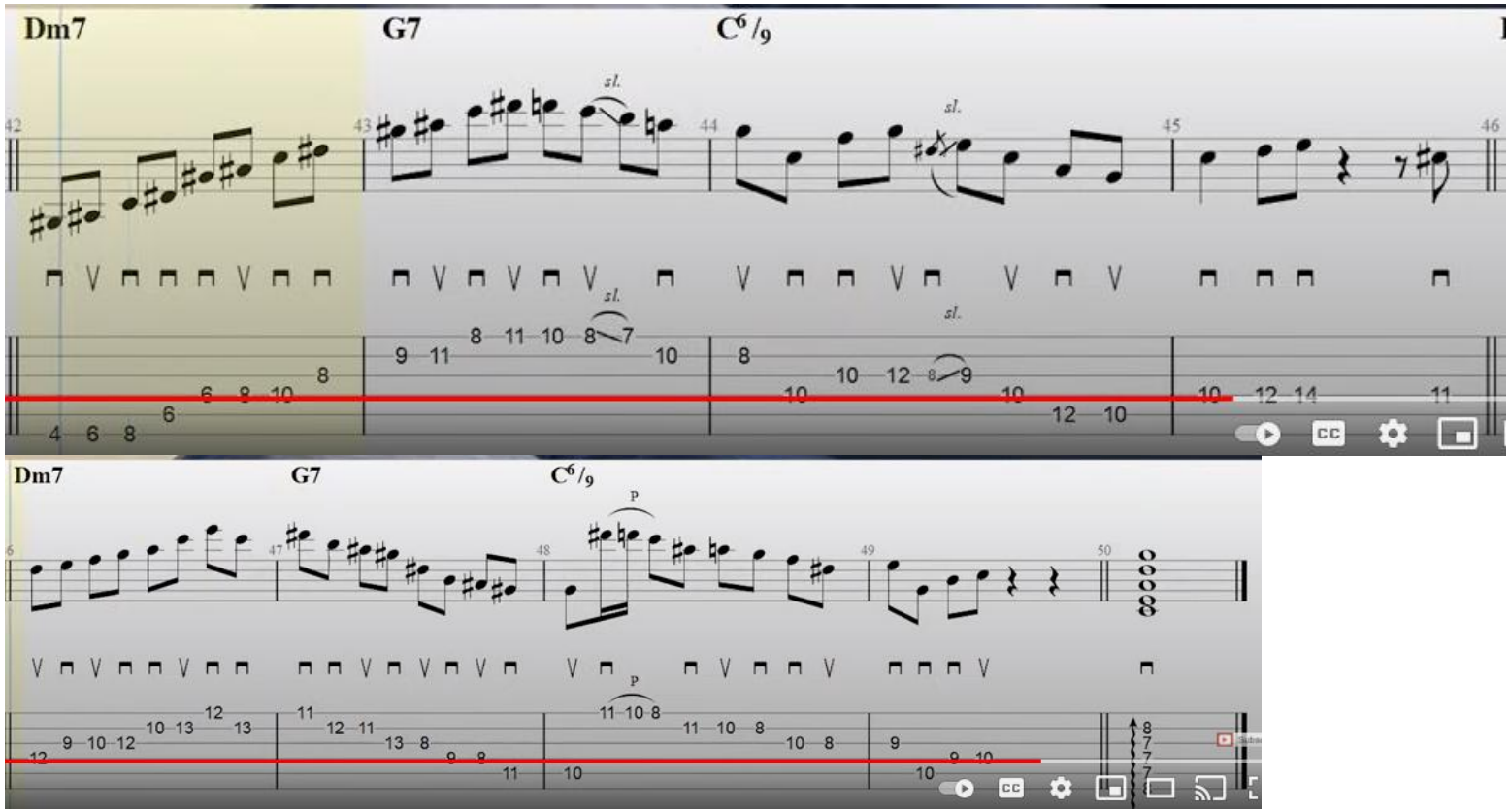

Licks - E Dominant 7th Gypsy Licks
https://www.youtube.com/watch?v=9RBm3mtcbg0&t=202s










s.guit.
TAB
H
P
sl.
Subscribe

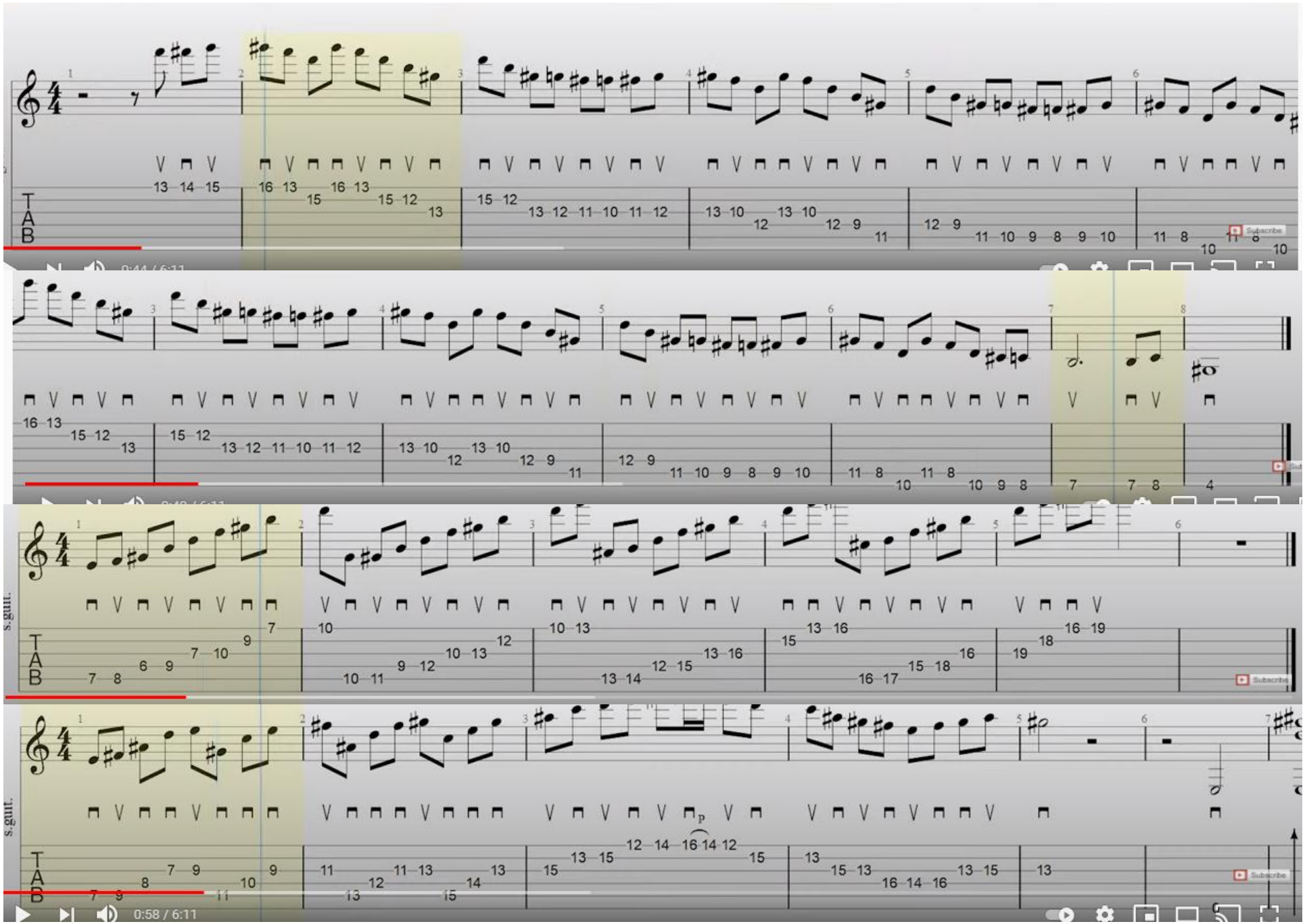
TAB
s.gtr.
0:58 / 6:11

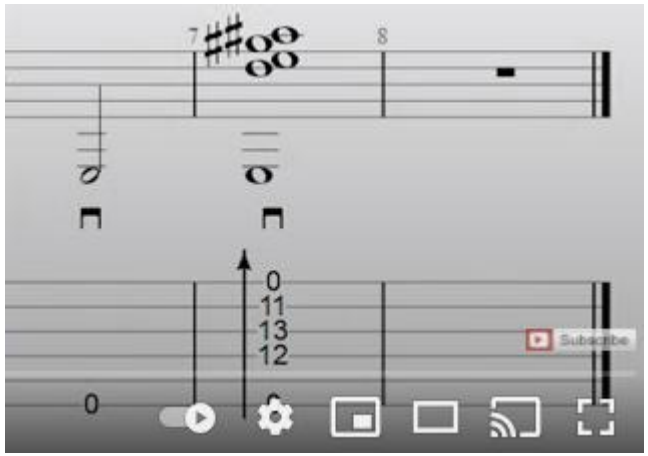

3 Ways To Solo In Gypsy Jazz

Nolan: https://www.youtube.com/watch?v=pP1y2iZWrtk

First two chords of All of Me:

```
|---|-CM7-----------------------|-------|----------12-13h15p13-12---|
|---|------------------12-11-10-|-------|----12-15------------------|
|---|-------------9-12----------|-14-12h|-13------------------------|
|---|--------9-10---------------|-------|-------------------------14-|
|---|---7-10--------------------|-------|----------------------------|
|-7-|-8-------------------------|-E7----|----------------------------|
```

3 Gypsy Jazz Guitar LICKS You Need To Know!

Nolan: https://www.youtube.com/watch?v=UBQcx3Z5pes&t=355s

```
|---------6b7-6-5-|-----------------|-----------12-10h12p10----12-10h12p10----12-|-----7-5------------------|
|-----5-8---------|---------6b7-6-5-|-----10-13-------------13-------------13----|---------8-5---------6b7--|
|-4-5-------------|-----4-7---------|-8/9---------------------------------------|-5-6---------6------------|
|-----------------|-4-5-------------|---------------------------------------------|---------------7-6-5------|
|-----------------|-----------------|---------------------------------------------|--------------------------|
|-C6--------------|-GM7-------------|-Am------------------------------------------|-A7-----------------------|
```

Ending phrases typical of Gypsy jazz in G major

```
|-----3-------------------||--------------------5H-||-7-8-9-10-12-13-14-15-------------------------------------5H-|
|-3-5---6-5-3-------3---2-||--------------------5H-||----------------------12----12-13----13-14----14-------14-15-5H-|
|-------------5-3h4-----4-||--------------------5H-||-4-5-6--7--9-10-11-12----12-------13-------14----15-17-------5H-|
|---------------------5-3-||-5-4-2---------------5H-||-------------------------------------------------------------5H-|
|-------------------------||-------5-3-2-----5---5H-||-------------------------------------------------------------5H-|
|----------------------3-||-------------5-3---3-5H-||-------------------------------------------------------------5H-|
```

```
|-----------------5H-||------------------------|
|-----------------5H-||-------3-4---------------|
|-----------------5H-||------4-----5-2-----------|
|-----------------5H-||-4-5-----------4-5-------|
|-5-4-3-2---------5H-||--------------------3/5---|
|---------6-5-4-3-5H-||-----------------------3-|
```

Gypsy Progression

Django on "rhythm changes" https://www.youtube.com/watch?v=yB6bWhlhvZ8

```
|-Bb6-Gm"6"-"2"-"5"-|-Bb6-Gm--------|-Bb6--Bb7-6--Eo-|-Bb6-----Bb6-|
|-8--------------8--|-8----------8--|----------6--8--|--8---8---8--|
|-7---10-----8---8--|-7---10--8--8--|-7----7---6--7--|--7---8---7--|
|-8----8-----8---7--|-8----8--8--7--|-6----6---5--8--|--8---7---8--|
|----------------8--|------------8--|------5------7--|------8------|
|-6---10-----8------|-6---10--8-----|-6----6---6--6--|--6---F7--6--|
```

The 7 Gypsy Jazz Chords you need to know

https://www.youtube.com/watch?v=n5LzCPlqnL4

```
|-Am6--Dm6-3-----C6--A7--E9--Do7-|
|-5----3---3-----8---5---7---6---|
|-5----2---2-----9---6---7---4---|
|-4----3---2-----7---5---6---6---|
|------2---C6/9--------------5---|
|-5--------3-----8---5---7-------|
```

6 Reasons You Need To Learn This Chord Shape!

Nolan: https://www.youtube.com/watch?v=2882VnCx_tg

```
|-----||-------|Ex:-------1p0-----|-E7------0-------|--Am------5-|-------A7-----||-3---||---------5-|-----------5-|
|-3---||-3-----|-------3------3p1-|-------0---3-1-0-|--------1---|-8-----5--6---||-3---||-5-E-4-3-2-|-4/5-4-3-2---|
|-2---||-2-----|-----2------------|-----1-----------|------2-----|-7-----6--5---||-2---||-4---4-4-4-|-3/4-4-4-4---|
|-3---||-3-----|---3--------------|---0-------------|----2-------|-8-----5--7---||-3---||-5---5-5-5-|-4/5-5-5-5---|
|-2---||-2-----|-2----------------|-----------------|--0---------|-7--------5---||-2---||-4---------|-3/4---------|
|-Dm6-||-Bm7b5-|-----------------|-0---------------|------------|-Em7b5-5--Dm7-||-G7--||-Em6-------|---Em6-------|
```

Gypsy Chords

```
|-C6--5----------|-Am---------------6-8-9-10\\-|----------|
|-----5-----6----|-----------------8------------|----3--5---|
|-2---5--5--5--4-|-------------6-7--------------|-4--5--3---|
|-2---5--5--3--3-|-------5-7-8------------------|-5--4-----|
|-3---3----------|-----5------------------------|-------5---|
|-3------5--5--3-|-5-6--------------------------|-5--5--3---|
```

Scrivo Gypsy Tutorials

Part 1: https://www.youtube.com/watch?v=6efwF6xvWnw

```
|-Em-----------------|-Am-------------------|-B7---------------7----|-Em-----------------12----|
|-----------------5---|-------------------10---|-------------7-10---10-|-------------------12----12-|
|---------------4---4-|-----------------9----9-|-----------8-----------|----------9-11/12----------|
|---------2-4/5-------|---------7-9-10--------|-------7-9-------------|--------9-----------------|
|-------2-------------|-------7---------------|---6-9-----------------|-7/9-10-------------------|
|-0-2/3---------------|-5/7-8-----------------|-7---------------------|--------------------------|

|-----2---2--Em6-|-Em6-----------------|-Am6-------------------|-B7---------------7----|-Em6----------------------|
|-2---1---4--5---|--------------------|-----------------------|-------------7-10---10-|------------------12-14-12-|
|-0---2---2--4---|--------------------|-----------------9-11-9-|-----------8-----------|----------9-11/12----------|
|-2---2---4--5---|---------2-4/5-4-6-4-|---------7-9-10--------|-------7-9-------------|--------9-----------------|
|-2---0---2--4---|-------2-------------|-------7---------------|---6-9-----------------|-7/9-10-------------------|
|-Em6-Am6-B7-0---|-0-2/3---------------|-5/7-8-----------------|-7---------------------|--------------------------|

|-2---7---8----Em9-|-Em9-----------------|-Am9-------------------|-B7b9-------------8-7-|------------------14-12-|
|-3---5---7----7---|-----------------7-5-|-----------------12-10-|--------------7-10-----|---------------12-------|
|-0---5---8----7---|---------------4-----|-----------------9-----|-----------8----------|----------9/11----------|
|-0---5---7----5---|---------2/4-5-------|---------7/9-10--------|-------7-10-----------|--------9---------------|
|-2---0---B7b9-7---|-------2-------------|-------7---------------|---6-9-----------------|-7/9-10-----------------|
|-Em9-Am9-7----0---|-0-2/3---------------|-5/7-8-----------------|-7---------------------|------------------------|

|----(skip)-------------------------------------------------------|
|-4---------------------------------------------------------|
|-4---------------------------------------------------------|
|-5---------------------------------------------------------|
|-7---------------------------------------------------------|
|-EmM7-AmM7-------------------------------------------------|
```

Part 2: Arpeggio Turnaround Key of D: https://www.youtube.com/watch?v=J5I_3tSycMg

```
|------------------------|---------B7------|-Em7----------7-10-|-12-10-------------------|-D6-D6/9------7-10-|-9----7-|
|-------10-14-12-10-------|-8-7-------------|------------8------|-------11----------------|---------7-10------|---10---|
|----11-------------11----|-----8-----------|--------7-9--------|----------12-------------|-------7-----------|--------|
|-12------------------12-|-------9-7-------|------9------------|-------------12----------|---7-9-------------|--------|
|------------------------|-----------9-6---|-7-10--------------|----------------13-12-10-|-9-----------------|--------|
|-D6-or-D6/9-------------|-B7#5----------7-|-------------------|-Gm6---------------------|-------------------|--------|
```

Part 3: https://www.youtube.com/watch?v=DW77D0RhZpA

Part 4: https://www.youtube.com/watch?v=lk5qnLq2lxo

Part 5: https://www.youtube.com/watch?v=smvsbwfHc18

Part 6: https://www.youtube.com/watch?v=eUI5lzAy6B4

Highlighting the 6th https://www.youtube.com/watch?v=zBJ1yqkAtt8

