Arpeggios

Contents

Arpeggios 1
Fret Distance Takeaways: 3
The BEST Arpeggio System 3
Major Arpeggios In The CAGED System 4
How To Connect Arpeggios Across The Entire Fretboard 5
Diminished Seventh Arpeggios 7
Diminished Arpeggio Workout Part 1 8
Andy: Why Most Jazz Guitar Practice Doesn't Work 9
Andy: What can we can do with 10 minutes of arpeggio practice 10
Minor 7 Flat 5 Arpeggio b3, b5, b7 12
The One Arpeggio Workout you MUST Know 13
"Scarpeggios" 13
Diatonic Arpeggios of the G Major Scale 14
Playing over the 2 5 1 Progression With Diatonic Arpeggios: 14
The 2-5-1 arpeggios: 15
Using 3 Note Triad arpeggios 16
The Most Important Scale Exercise In Jazz 17
Triad Arpeggio Exercises 18
Infinity Warmup 18
Infinity Shapes: 3-5-R-b7 21
Infinity Altered Exercise 21
Infinite II V Hack 21
Connect Diminished Arpeggios with Dominant Chords 22
Applying the Diminished Seventh Arpeggio 22
Diminished Lick D7-E7-A6 23
Homemade 23
How to play FLUIDLY over CHORD PROGRESSIONS - the BEST arpeggio exercise!! 24
How To Master Arpeggios On Guitar 24

Arpeggios over a Progression 25
Key = FM iim7- V7- IM7- ivm7 | Relative minor key: ii7b5- V7- i7 25
Octave Displacement 2-5-1 in C 26
MAJOR Triad Arpeggio Guitar Shapes for Soloing with Chordal Tones 26
PRACTICING ARPEGGIOS 27
ONE SIZE FITS ALL ARPEGGIOS ON TWO STRINGS 27
One shape for all arpeggios https://www.youtube.com/watch?v=qls1HQ-FaGM 28
2-5-1 Diminished Dominant Lines for Jazz Guitar 29
How to improvise over a Minor II V I with arpeggios 30
Diatonic Minor Scale Chords 30
Minor 2-5-1 in A Minor Backing Track 31
Add9 Arpeggios 31
Backing Tracks 32
Arpeggios over the Blues - Only 5 different shapes 32
Arpeggios - 2 Notes Per String 33

Fret Distance Takeaways:

1. From the 3rd to the 5th on the same string (any string) is a 4 fret span *up* the neck From the b3 to the b5 on the same string (any string) is a 4 fret span *up* the neck From the 5th to the 3rd on the same string (any string) is a 4 fret span *down* the neck From the b5 to the b3 on the same string (any string) is a 4 fret span *down* the neck 2. From the 5th to the b7th on the same string (any string) is a 4 fret span *up* the neck From the 5th to the M7th on the same string (any string) is a 5 fret span *up* the neck 3. From the Root to the b3rd on the same string (any string) is a 4 fret span *up* the neck 4. From the Root to the M6th on the same string (any string) is a 4 fret span *down* the neck 5. From the 3rd to the b9 on the same string (any string) is a 4 fret span *down* the neck 6. From the Root to the b7 is either down 2 on the same string or up 4 on the next lower string	Major Triad: Start with the root. Go up 4 frets - that's the major 3rd. Go up 3 frets - that's the 5th. Name the notes and commit to memory. Minor Triad: Start with the root. Go up 3 frets - that's the minor 3rd. Go up 4 frets - that's the 5th. Name the notes and commit to memory. Diminished Triad: Start with the root. Go up 3 frets - that's the minor 3rd. Go up 3 frets - that's the diminished 5th. Name the notes and commit to memory.

The BEST Arpeggio System

Marbin: https://www.youtube.com/watch?v=gJ-JQN4Ov24

7 Areas to Map out the C's **Octaves**	**Caged Areas**

`|----------8-------8-----|`
`|-1------------------13-|`
`|----5--5--5-------------|`
`|-------------10--10--10-|`
`|-3--3------------------|`
`|-------8------8---------|`
	`|----------8-------8-----|`
	`|-1--5-----5-------8--13-|`
	`|-0--5--5--5---9---9-----|`
	`|-2--5--5--5--10--10--10-|`
	`|-3--3--7-----10---------|`
	`|-------8------8---------|`
	
	`|-C--A--G--G---E---E---D-|`

The G area and E area have a "top and bottom"

Major Triads tied to CAGED

```
|-C-------|-A-------|-G-------|-------8-|-E---------|-E------8-|-D-----------|
|-------1-|---------|---------|---5-8---|-----------|------8---|----------13-|
|-----0---|-------5-|-------5-|-5-------|-----------|----9-----|-------12----|
|---2-----|---2-5---|-----5---|---------|--------10-|-10-------|-10-14-------|
|-3-------|-3-------|---7-----|---------|---7-10----|----------|-------------|
|---------|---------|-8-------|-G-------|-8---------|----------|-------------|
```

Major Seventh Arpeggios

```
|-C-Area------------|-C Area------------|-A Area------------|-G Area------------|-G Area------------|
|-------0-1-0-------|-------------------|-------------------|-------------------|-------------------|
|-----0-------0-----|-------4-5-4-------|-------4-5-4-------|-------4-5-4-------|-------4-5---------|
|---2-----------2---|---2-5-------5-2---|---2-5-------5-2---|-----5-------5-----|-----5-9---9-5-----|
|-3---------------3-|-3---------------3-|-3-7-----------7-3-|---7-----------7---|---7-----------7---|
|-CM7---------------|-------------------|-------------------|-8---------------8-|-8---------------8-|

|-------7-8-7-------|-------7-8-7-------|-E Area----------------|-E Area------------------|--------7-8-7--------|
|---5-8-------8-5---|-----8-------8-----|-----------------------|-------------------------|------8-------8------|
|-5---------------5-|-5-9-----------9-5-|-----------------------|-------------------------|----9-----------9----|
|-------------------|-------------------|--------9-10-9---------|---------9-10-9----------|-10---------------10-|
|-------------------|-------------------|---7-10--------10-7---|------10--------10-------|----------------------|
|-G Area------------|-G Area------------|-8-----------------8-|-8-12--------------12-8-|-E Area--------------|

|-----------8-----------|-E Area-----8------------|-D Area---------------------|-------------------------|
|------8-12---12-8------|---------12---12---------|----------12-13-12----------|---------12-13-12--------|
|----9-------------9----|----9-12---------12-9----|-------12----------12-------|----9-12----------12-9----|
|-10-----------------10-|-10-------------------10-|-10-14----------------14-10-|-10--------------------10-|
|-----------------------|-------------------------|----------------------------|-------------------------|
|-E Area----------------|-------------------------|----------------------------|-------------------------|
```

Major Arpeggios In The CAGED System

A good exercise to practice and memorize these shapes is to play the arpeggio from the lowest root note, then up to the highest note in that shape, back down to the lowest note in that shape, and then back up to the lowest root again.

D Major Arp:

```
|-D-------2-5-2-----------------||-----------5---------------||---------------10-------------------|
|-------3-------3---------------||---------7---7-------------||----------7-10----10-7--------------|
|-----2-----------2-------------||-------7-------7-----------||--------7--------------7-------------|
|---4---------------4-----------||---4-7-----------7-4-------||------7------------------7-----------|
|-5-------------------5-------5-||-5-------------------5---5-||----9----------------------9---------|
|-----C-Shape-----------5-2-5---||----A-Shape------------5---||-10----G-Shape---------------10-7-10-|

|------------------10------------------||-------------14-----------------------|
|---------------10----10---------------||----------15----15-------------------|
|-----------11----------11-------------||----11-14----------14----------------|
|---------12----------------12---------||-12-----------------11-12----------12-|
|----9-12---------------------12-9----||-------------------------12----12----|
|-10---------E-Shape----------------10-||-----D-Shape-----------------14-------|
```

How To Connect Arpeggios Across The Entire Fretboard

Matt: https://www.youtube.com/watch?v=NdUmGmmn_Qo&t=54s



Minor Triads 1,b3,5



Diminished Triads 1, b3, b5



Augmented Triads 3 #5

```
|---------|---------|---------|-------8-|-----------|--------8-|-----------|
|-------1-|---------|---------|-----9---|-----------|------9---|---------13-|
|-----1---|-------5-|-------5-|---5-----|-----------|----9-----|----9-13----|
|---2-----|---2-6---|-----6---|-5-------|--------10-|-10-------|-10---------|
|-3-------|-3-------|---7-----|---------|---7-11----|----------|------------|
|---------|---------|-8-------|---------|-8---------|----------|------------|
```

Look at these as *triads* with *added notes*

```
|---------7-8-|-----------8-|-----------8-|-----------8-|-----------8-|-----------8-|---------7-8-|
|------8-12---|------8-11---|------8-10---|------8-12---|------8-11---|------8-10---|------7-12---|
|----9--------|----9--------|----9--------|----8--------|----8--------|----8--------|----8--------|
|-10----------|-10----------|-10----------|-10----------|-10----------|-10----------|-10----------|
|-------------|-------------|-------------|-------------|-------------|-------------|-------------|
|-M7----------|-Dom7--------|-M6----------|-mM7---------|-m7----------|-m6----------|-dimM7-------|
```

```
|-----------8-|--------------8-|-----------8-|-----------8-|
|------7-11---|-------7--10----|------9-12---|------9-11---|
|----8--------|-----8----------|----9--------|----9--------|
|-10----------|-10-------------|-10----------|-10----------|
|-------------|--R-b3-b5-bb7-R-|-------------|-------------|
|-m7b5--------|-o7-------------|-M7#5--------|-Dom7#5------|
```

8:10

Minor Seventh Arpeggios 1,b3,5,b7

```
|-C-----------------|-A-----------------|-G-----------------|-------6-8-6-------|-E---------------------|
|---------1---------|-------------------|-------------------|-------8-------8---|-----------------------|
|-----0-3---3-0-----|-------3-5-3-------|---------5---------|-5-8-----------8-5-|-----------------------|
|---1-----------1---|-----5-------5-----|-----5-8---8-5-----|-------------------|---------8-10-8--------|
|-3---------------3-|-3-6-----------6-3-|---6-----------6---|-------------------|---6-10--------10-6---|
|-------------------|-------------------|-8---------------8-|-G-----------------|-8-------------------8-|
```

```
|-E---------------------|-----------8-----------|---------------------------|
|-----------------------|------8-11---11-8------|----------11-13-11----------|
|-----------------------|----8-------------8----|-------12----------12-------|
|--------8-10-8---------|-10-----------------10-|-10-13---------------13-10-|
|------10--------10-6---|-----------------------|---------------------------|
|-8-11--------------11-8-|-E--------------------|-D-------------------------|
```

Dominant Seventh Arpeggios

```
|-C-Area------------|-A-----------------|-G-----------------|-------6-8-6-------|-E Area----------------|
|---------1---------|-------------------|-------------------|---5-8-------8-5---|-----------------------|
|-----0-3---3-0-----|-------3-5-3-------|---------5---------|-5---------------5-|-----------------------|
|---2-----------2---|-----5-------5-----|-----5-8---8-5-----|-------------------|---------8-10-8--------|
|-3---------------3-|-3-7-----------7-3-|---7-----------7---|-------------------|---7-10--------10-7---|
|-C-----------------|-------------------|-8---------------8-|-G Area------------|-8-------------------8-|
```

```
|-E Area-----------------|----------8----------|-D Area---------------------|-------------------------|
|------------------------|------8-11---11-8-----|----------11-13-11----------|---------11-13-11--------|
|------------------------|----9-------------9---|-------12----------12-------|----9-12----------12-9---|
|---------8-10-8---------|-10-----------------10-|-10-14----------------14-10-|-10--------------------10-|
|------10--------10------|-----------------------|----------------------------|-------------------------|
|-8-12--------------12-8-|-E Area----------------|----------------------------|-------------------------|
```

Diminished Seventh Arpeggios

A Diminished 7 arpeggio is built with seven notes, it can be considered a diminished triad with a diminished seventh.
The interval formula is : tonic (1), minor third (*b*3), diminished fifth (*b*5), diminished seventh (*bb*7).
Dim7 arpeggios are basically used to play over diminished 7 chords and dominant *b*9 chords.
The Diminished arpeggio repeats every three frets.
You could play the A diminished arpeggio by playing the standard from starting at the second fret, 5th fret, 8th fret and so on.
Repeating the pattern every three frets.
While this expands the number of notes we can play all over the neck, the structure of the patterns is still very awkward to play.

```
|-----------------|----------------------8-11-|----------------------------11-14-|-------14--17-|
|-----------------|--------------------7-10------|----------------------10-13-------|-13-16--------|
|-------------5-8-|--------------8-11-----------|------------------11-14-------------|--------------|
|---------4-7-----|---------7-10----------------|-----------10-13--------------------|--------------|
|-----3-6---------|-----6-9---------------------|------9-12-----------------------|--------------|
|-2-5-------------|-5-8-------------------------|-8-11----------------------------|--------------|
```

Let's change the fingerings around a bit to make it more playable
Remember that the diminished arpeggio repeats every three frets.
Taking this into account, this diminished arpeggio becomes easier to play and sounds better.
A diminished repeating arpeggio using the:"2-1-2" rule.
Here's a tip: These diminished runs are usually played over a 7th chord.
If your 7th chord was say G7, you start your diminished run on the 3rd of that chord which in the case of G7 is B.
Note: over a dominant chord, starting the arpeggio on the 3rd is a diminished arpeggio.

```
|-F7--------------5-8-5-----------------|-----------------4-7-4-----------------|---------------3-6-3---------------|
|-------------4-7-------7-4-------------|---------------5-------5---------------|-------------5-------5-------------|
|-----------5---------------5-----------|-----------4-7-----------7-4-----------|---------3-6-----------6-3---------|
|-------4-7-------------------7-4-------|---------6-------------------6---------|-------5-------------------5-------|
|-----6---------------------------6-----|-----5-7-----------------------7-5-----|---4-7-----------------------7-4---|
|-5-8---------------------------------8-5-|-4-7-------------------------------7-4-|-6-------------------------------6-|
```

Play each note clearly. Sweeping the pick down and maintaining the flow as you move from position to position.

```
|-3-----3-6-----6-9-----9-12-------12-15-|
|-----2-------5-------8---------11-------|
|---3-------6-------9--------12----------|
|----------------------------------------|
|----------------------------------------|
|----------------------------------------|
```

Diminished Arpeggio Workout Part 1
Pena : https://www.youtube.com/shorts/JS3yzKT3rr4
IM7 > iim7 > iiim7 with diminished arp in between

```
|-FM7-------------8-12-|-11--------------------|-Gm7---------------10-15-|-13---------------------|
|--------------10------|----13-10--------------|------------------11------|----15-12---------------|
|---------9-10---------|----------11-----------|----------10-12----------|----------13------------|
|------10--------------|-------------13-10-----|-------12----------------|-------------15-12------|
|-8-12-----------------|--------------------12-9-|-10-13-------------------|--------------------14-11-|
|----------------------|-F#o7------------------|-------------------------|-G#o7--------------------|

|-Am7---------------12-15-|-14-11-------------------|-Gm7---------------10-15-|-12-9----------------|-----|
|-----------------13-------|-------13-10-------------|------------------11-------|------11-8-----------|-----|
|----------12-14-----------|-------------11----------|----------10-12----------|-----------9---------|-----|
|-------14-----------------|-----------------13-10---|-------12----------------|-------------11-8----|-----|
|-12-15--------------------|----------------------12-|-10-13-------------------|--------------------10-|-8---|
|--------------------------|-Ao7---------------------|-------------------------|-Go7-----------------|-FM7-|
```

Diminished Arpeggio Workout Part 2
Pena : https://www.youtube.com/shorts/vwabPNTptV4 **Looks like a 1-6-2-5**

```
|-12----------------------|-11----------------------|-10----------------------|-9------------------|-----|
|----13----------------13-|----13-10----------10-13-|----11----------------11-|---11-8--------8-11-|-10--|
|-------14----------14----|----------11----11-------|-------12-10----10-12----|--------9----9------|-----|
|----------15-14-15-------|-------------13----------|-------------12----------|----------11--------|-----|
|--------------------------|-------------------------|-------------------------|---------------------|-----|
|-FM7--------------------|-F#o7-D7b9---------------|-Gm7---------------------|-Eo7-C7b9------------|-FM7-|
```

Then EbM7, Eo7, Fm7, Do7. EbM7
Then AbM7, Abo7, Bbm7, Go7, AbM7
Then DbM7, Dbo7, Ebm7, Co7, DbM7
[This is going around the Circle of Fifths = F# Db Ab Eb Bb F C G D A E B]

Minor Seven Flat Five Arpeggios

```
|-C-----------------|-A-----------------|-G-------------|-G-----6-------|-E---------------|-E------------------|
|---------1---------|-------------------|---------------|-----7---7-----|-----------------|---------11---------|
|-------3---3-------|-------3-5-3-------|---------------|-5-8-------8-5-|-----------------|----8-11----11-8----|
|---1-4-------4-1---|-----4-------4-----|-------8-------|---------------|--------8--------|-10--------------10-|
|-3---------------3-|-3-6-----------6-3-|---6-9---9-6---|---------------|------9---9------|--------------------|
|-------------------|-------------------|-8-----------8-|---------------|-8-11-------11-8-|--------------------|

|-D-------------------|
|----------11---------|
|-------11----11------|
|-10-13----------13-10-|
|---------------------|
|---------------------|
```

Over a Major 2-5-1 - Arpeggios *10:40*

```
|-Dm7-------|-G7------3-|-CM7-------|-------|----------------------|
|---------3-|-----3-6---|-----------|-3-----|----------------------|
|-----2-5---|---4-------|-------4-5-|-----5-|----------------------|
|---3-------|-5---------|---2-5-----|---5---|----------------------|
|-5---------|-----------|-3---------|-5---3-|----------------------|
|-C shape---|-E shape---|-A shape---|---3---|------------------------------|
```

Over a Minor 2-5-1 - Arpeggios

```
|-----------------------------------------------------------|
|-----------------------------------------------------------|
|-----------------------------------------------------------|
|-----------------------------------------------------------|
|-----------------------------------------------------------|
|-----------------------------------------------------------|
```

Andy: Why Most Jazz Guitar Practice Doesn't Work

https://www.youtube.com/watch?v=TN3qb8qiXfU

Run through a minor 2-5-1: Dm7b5 - G7b9 - Cm6

```
|------------|-Dm7b5->>----|---------|-------------|--------8-|-----4-8-|-------------|---------|-8--------|-8--------|
|--9---9--8--|-------------|---------|----------13-|------9---|---6-----|-------------|---------|---9------|---9------|
|-10--10--8--|-------------|-------5-|-------13----|-7-10-----|-7-------|-------------|-5-------|-----10-7-|-----10-7-|
|-10---9--7--|----------10-|-----6---|-12-15-------|----------|---------|-10----------|---6-----|----------|----------|
|-----10-----|-------11----|-5-8-----|-------------|----------|---------|----11-------|-----8-5-|----------|----------|
|-10------8--|-10-13-------|---------|-------------|----------|---------|-------13-10-|---------|----------|----------|

|-G7b9------|---------|------------|----------------------------|
|-----------|---------|------------|------------------------|
|-*3--5-7-b9*-|---------|------10-13-|----------------------------|
|-----------|-----3-6-|-9-12-------|----------------------------|
|------8-11-|-2-5-----|------------|----------------------------|
|-7-10------|---------|------------|----------------------------|

|-Cm6-------|---------|--------------------------------------|
|-----------|---------|--------------------------------------|
|-----------|-------2-|--------------------------------------|
|---------7-|-----5---|--------------------------------------|
|------10---|-3-6-----|--------------------------------------|
|-8-11------|---------|--------------------------------------|
```

"Broken chords" - Dm7b5 R>b3 b3>b5 b5>b7 b7>R

```
|-Dm7b5-------|-------------|-------------|------------|------------|------------|------------|-------------|---------|
|-------------|-------------|-------------|----------9-|-------9-13-|-13-9-------|-9----------|-------------|---------|
|-------------|-------------|----------10-|-------10---|----10------|------10----|---10-------|-10----------|---------|
|----------10-|-------10-12-|----10-12----|-10-12------|-12---------|---------12-|------12-10-|----12-10----|-12-10---|
|-------11----|----11-------|-11----------|------------|------------|------------|------------|----------11-|-------11|
|-10-13-------|-13----------|-------------|------------|------------|------------|------------|-------------|-------13|
```

FINISH

Andy: What can we can do with 10 minutes of arpeggio practice

https://www.youtube.com/watch?v=ZImrzCwB0AQ&t=354s

(Over All The Things You Are Progression)

Ascending 1,3,5,7 **Descending 7,5,3,1**

```
|-----------|---------|-----6-9-|---------|-----4-8-|---------|-----3-7-||-----------|---------|-9-6-----|---------|
|-----------|-----6-9-|---8-----|-----4-8-|---6-9---|-----3-6-|---5-----||-----------|-9-6-----|-----8---|-8-4-----|
|---------8-|---6-----|-8-------|---5-----|-6-------|---4-----|-5-------||-8---------|-----6---|-------8-|-----5---|
|------10---|-8-------|---------|-6-------|---------|-5-------|---------||---10------|-------8-|---------|-------6-|
|-8-11------|---------|---------|---------|---------|---------|---------||------11-8-|---------|---------|---------|
|-Fm7-------|-Bbm7----|-Eb7-----|-AbM7----|-DbM7----|-G7------|-CM7-----||-Fm7-------|-Bbm7----|-Eb7-----|-AbM7----|
```

Vary Order 3,1,7,5

```
|-8-4-----|---------|-7-3-----||-----------|---------|-----9-6-|---------|-----8-4-|---------|-----7-3-|
|-----6---|-6-3-----|-----5---||-----------|-----9-6-|-8-------|-----8-4-|-6-------|-----6-3-|-5-------|
|-------6-|-----4---|-------5-||------8----|-6-------|---8-----|-5-------|---6-----|-4-------|---5-----|
|---------|-------5-|---------||--------10-|---8-----|---------|---6-----|---------|---5-----|---------|
|---------|---------|---------||-11-8------|---------|---------|---------|---------|---------|---------|
|-DbM7----|-G7------|-CM7-----||-Fm7-------|-Bbm7----|-Eb7-----|-AbM7----|-DbM7----|-G7------|-CM7-----|
```

Vary Order 3,1,7,5 + Chromatic Lead-in

```
|----|-----------------|---------------|-----9-6------|-----------|-----8-4---|-----------|-----7-3-|
|----|-----------------|-----9-6----7-|-8------------|-----8-4-5-|-6---------|-----6-3-4-|-5-------|
|----|------8--------5-|-6------------|---8---------4-|-5---------|---6-----3-|-4---------|---5-----|
|----|--------10------|---8-----------|---------------|---6-------|-----------|---5-------|---------|
|-10-|-11-8-----------|---------------|---------------|-----------|-----------|-----------|---------|
|----|-Fm7------------|-Bbm7----------|-Eb7-----------|-AbM7------|-DbM7------|-G7--------|-CM7-----|
```

Quarter Note Triplets + 3,5,7,9

```
|-----------|-------8-|---------|-------6-|---4-8-11-|-7-------|-----7-10-||-Fm7-------|-Bbm7----|-Eb7-----|-AbM7----|
|---------8-|---6-9---|-------5-|---4-8---|-6--------|-----6-9-|-5-8------||-----------|---------|---------|---------|
|-------8---|-6-------|-----6---|-5-------|----------|---7-----|----------||---------8-|-6-------|-------6-|-5-------|
|----10-----|---------|-5-8-----|---------|----------|---------|----------||------10---|---6-----|---5-8---|---6-5---|
|-11--------|---------|---------|---------|----------|---------|----------||-8-11------|-----8---|-6-------|-------6-|
|-Fm7-------|-Bbm7----|-Eb7-----|-AbM7----|-DbM7-----|-G7------|-CM7------||-----------|-------9-|---------|---------|
```

Guide tones: 3&7



```
|-DbM7----|-G7------|-CM7-----||-b3-b7-|------|-----|------|------|-----|-----|
|---------|---------|---------||-------|------|-----|------|------|-----|-----|
|-------5-|-4-------|-------4-||----8--|-6----|---6-|-5----|---5--|-4---|---4-|
|---3-6---|---5-3---|---2-5---||-------|---6--|-5---|---5--|-3----|---3-|-2---|
|-4-------|-------5-|-3-------||-11----|------|-----|------|------|-----|-----|
|---------|---------|---------||-Fm7---|-Bbm7-|-Eb7-|-AbM7-|-DbM7-|-G7--|-CM7-|
```

Ascending 1,3,5,7

```
|-----------|---------|-----6-9-|---------|-----4-8-|---------|-----3-7-|
|-----------|-----6-9-|---8-----|-----4-8-|---6-----|-----3-6-|---5-----|
|---------8-|---6-----|-8-------|---5-----|-6-------|---4-----|-5-------|
|------10---|-8-------|---------|-6-------|---------|-5-------|---------|
|-8-11------|---------|---------|---------|---------|---------|---------|
|-Fm7-------|-Bbm7----|-Eb7-----|-AbM7----|-DbM7----|-G7------|-CM7-----|
```

Descending 7,5,3,1

```
|-----------|---------|-9-6-----|---------|
|-----------|-9-6-----|-----8---|-8-4-----|
|-8---------|-----6---|-------8-|-----5---|
|---10------|-------8-|---------|-------6-|
|------11-8-|---------|---------|---------|
|-Fm7-------|-Bbm7----|-Eb7-----|-AbM7----|
```

Diagonal 2 octave| Diagonal 3 octave | 3&2 or 2&3

```
|---------------3-|-------------------------12-15-|-------------------------8-10-12-|-------------------------|
|-------------5---|---------------------10-13-----|---------------------8-10--------|---------------------etc-|
|---------2-5-----|---------------9-12-----------|---------------5-7-9-------------|-----------------7-9-----|
|-------5---------|----------7-10----------------|-----------5-7-------------------|-----------5-7-10--------|
|-----7-----------|-----7-10---------------------|-----3-5-7-----------------------|-------5-7---------------|
|-5-8-------------|-5-8--------------------------|-3-5-----------------------------|-3-5-8-------------------|
```

Same shape, 3 octaves

```
|-Am7-----------------8-12-|-------------------------12-15-|-----------------------------15-17-|
|-----------------8-10-----|---------------------10-13-----|-------------------------13-17-----|
|-------------5-9----------|---------------9-12-----------|-----------------12-14-------------|
|---------5-7--------------|----------7-10----------------|-------------10-14-----------------|
|-----3-7------------------|-----7-10---------------------|------10-12-------------------------|
|-3-5----------------------|-5-8--------------------------|-8-12-------------------------------|

|-----------------------------17-20-|-5-3--------------------|-8-5-----------------------|
|-------------------------17-20-----|-----5-3----------------|-----8-5-------------------|
|-------------------14-17-----------|---------5-2------------|---------7-5---------------|
|-------------14-17------------------|-------------7-5--------|-------------10-7----------|
|-------12-15--------------------------|-----------------7-5-----|------------------10-7------|
|-12-15-------------------------------|---------------------8-5-|----------------------10-8-|
```



Altered Scale

There is no G altered arpeggio. G altered is the same as the Ab melodic minor scale.





Minor 7 Flat 5 Arpeggio b3, b5, b7



```
|-Gm7b5-----------|-----------------------|-----------------|-------1----------13-|------9-13------9----|-3-6-----|
|-----------------|-----------------------|--------6-------6-|-----2---------14----|-8-11------8-11------|-----6---|
|-----------------|----------10---------11-|------6-------6---|-0-3-----12-15-------|-----------------10-|-------6-|
|-------3-------3-|-------11-------8-13----|----8-----5-8-----|---------------------|---------------------|---------|
|---1-4-------4---|-10-13-------10---------|-10---------------|---------------------|---------------------|---------|
|-3-------3-6-----|-----------------------|-----------------|---------------------|---------------------|---------|
```

The One Arpeggio Workout you MUST Know

Weiss: https://www.youtube.com/watch?v=hvolRXQyK1E

CM7 Dm7 Em7 FM7 G7 Am7 Bm7b5

1. Play consistently as 8th notes.
2. Play it ascending.

```
|-17p15----------|-15p13----------|-13p12----------|-12p10--------|-10p8--------|-8p7-------|-7p5-------|-5p3-------|
|-------17p13----|-------15p12----|-------13p10----|-------12p8---|------10p6---|-----8p5---|-----6p3---|-----5p1---|
|-------------14-|-------------12-|-------------10-|------------9-|-----------7-|---------5-|---------4-|---------2-|
|----------------|----------------|----------------|--------------|-------------|-----------|-----------|-----------|
|----------------|----------------|----------------|--------------|-------------|-----------|-----------|-----------|
|-Am7------------|-G7-------------|-FM7------------|-Em7----------|-Dm7---------|-CM7-------|-Bm7b5-----|-Am7-------|
```

3. Use 4 strings

```
|----------15-17-|----------13-15-|----------12-13-|----------10-12-|----------8-10-|--------7-8-|-------5-7-|-----3-5|
|-------17-------|-------15-------|-------13-------|-------12-------|-------10------|------8-----|-----6-----|----5---|
|----17----------|----16----------|----14----------|----12----------|----10---------|----9-------|---7-------|--5-----|
|-19-------------|-17-------------|-15-------------|-14-------------|-12------------|-10---------|-9---------|-7------|
|----------------|----------------|----------------|----------------|---------------|------------|-----------|--------|
|-Am7------------|-G7-------------|-FM7------------|-Em7------------|-Dm7-----------|-CM7--------|-Bm7b5-----|-Am7----|

||-17p15----------13-------------|-15p13----------12-------------|-13p12----------10-------------|
||-------17p13-------17p13-------|-------15p12-------15p12-------|-------13p10-------13p10-------|
||-------------14----------14----|-------------12----------12----|-------------10----------10----|
||----------------------------15-|----------------------------14-|----------------------------12-|
||--------------------------------|--------------------------------|--------------------------------|
||-Am7------------FM7------------|-G7-------------Em7------------|-FM7------------Dm7------------|

|-12p10--------8-----------|-10p8--------7----------|-8p7-------5---------|-7p5-------3---------|------|
|-------12p8-----12p8------|------10p6-----10p6-----|-----8p5-----8p5-----|-----6p3-----6-3-----|------|
|------------9--------9----|-----------7--------7---|---------5-------5---|---------4-------4---|------|
|----------------------10-|----------------------9-|--------------------7-|--------------------5-|-5----|
|------------------------|------------------------|---------------------|---------------------|-2----|
|--Em7---------CM7-------|-Dm7---------Bm7b5------|-CM7-------Am7-------|-Bm7b5-----G7--------|-CM7--|
```

“Scarpeggios”

https://www.youtube.com/watch?v=NXj2Q1XyTwY

Ascend an arpeggio; Descend playing 2 notes from major scale, avoiding the 4th; visualize the chord that the arp comes from



Diatonic Arpeggios of the G Major Scale



Playing over the 2 5 1 Progression With Diatonic Arpeggios:

[You're only playing notes within the C major scale.]

Harmonizing the C Major scale - Up:

```
|-CM7------Dm7--------|-Em7------FM7-------|-G7--------Am7-------|-Bo---------CM7----7-|---------8-----7-10-|
|--------------------|--------------------|--------------------8-|--------10------8---|------10-----8------|
|--------------------|--------7---------9-|------7-10------9---|---7-10-------9-----|-7-10------9--------|
|--------9------7-10-|------9-----7-10----|----9------7-10-----|-9---------10-------|--------------------|
|---7-10------8------|-7-10-----8---------|-10-----------------|--------------------|--------------------|
|-8--------10--------|--------------------|--------------------|--------------------|-Dm7-------Em7------|
```

Harmonizing the scale - Down:

```
|-10-7-----8---------|-7------------------|--------------------|--------------------|--------------------|
|------8-----10------|---8------10--------|-8------------------|--------------------|--------------------|
|--------9------10-7-|-----9-------10-7---|---9------10-7------|-9--------7---------|--------------------|
|--------------------|-------10---------9-|-----10-7------9----|---10-7-----9-------|-10-7------9--------|
|--------------------|--------------------|------------------10-|--------8-----10-7-|------8------10-7---|
|-Em7------Dm7-------|-CM7------Bo--------|-Am7------G7--------|-FM7------Em7-------|--------10--------8-|
```

The 2-5-1 arpeggios:

```
|-Dm7-----------------|-G7------------------|--------7--------7-|
|---------------------|---------------------|------8--------8---|
|---------------------|------7-10------7-10-|----9--------9-----|
|------7-10------7-10-|----9---------9------|-10-------10-------|
|----8---------8------|-10--------10--------|-------------------|
|-10--------10--------|---------------------|-CM7---------------|
```

Start from 3rd of the chord:

```
|-Dm7-(FM7-arp)------|-Dm9-|-G7-(Bo-arp)---------|-G9--|-CM7-(Em7 arp)------|-CM9-|
|-------------------|-5---|--------10--------10-|-10--|--------------------|-8---|
|--------9--------9-|-5---|---7-10------7-10----|-10--|--------7--------7-|-9---|
|---7-10-----7-10---|-3---|-9---------9---------|--9--|------9--------9---|-7---|
|-8--------8--------|-5---|----------------------|-10--|-7-10-----7-10------|------|
|-------------------|------|----------------------|------|--------------------|-8---|

|-Dm7---------------|-G7-----------------|-CM7----7-------||-Dm7---------------|-G7--------------------|-CM7-|
|-------------------|--------10-8--------|----------8---8-||--------------------|-------------------10--|-8---|
|----------9-7------|---7-10------10-7-9-|-(9)--------9---||-7-9-10-7-9---------|------7-10---7-10------|------|
|---7-10-7-----10-7-|-9------------------|-----10---------||------------10-7---|----9------9-----------|------|
|-8-----------------|--------------------|----------------||-----------------8-|-10--------------------|------|
|-------------------|--------------------|----------------||--------------------|-----------------------|------|
```

```
|-Dm7---------------|-G7-----------------|-CM7----7-------|
|-------------------|--------10-8--------|----------8---8-|
|----------9-7------|---7-10------10-7-9-|-(9)--------9---|
|---7-10-7-----10-7-|-9------------------|-----10---------|
|-8-----------------|--------------------|----------------|
|-------------------|--------------------|----------------|
```

Using 3 Note Triad arpeggios

```
|-CM-----Dm-----Em-----F------|-G------Am-----Bo-----C--------|-Bo7----------7-------8---7-10-|-Dm-----F------Am-----|
|-----------------------------|-----------------------8---|------10----8------10---8------|----------------------|
|-----------------------------|------7------9---7-10----9-----|-7-10-----9-----10-------------|----------------------9-|
|-------------7------9---7-10-|----9---7-10---9------10-------|-------------------------------|------7---7-10-7-10---|
|---7-10----8---7-10---8------|-10-----------------------------|-------------------------------|----8---8--------------|
|-8------10-------------------|-------------------------------|----------Em----F-------G------|-10-------------------|

|-G------Bo-----Dm------|-C------Em-----G------|--------------------|--------------------|-------7-|
|---------------------10-|----------------------|--------------------|----------10--------|---8-----|
|------7---7-10-7-10----|--------------------7-|-10-9-7-10-9--------|-----7-10------7-10-|-9---9---|
|----9---9--------------|-------------9----9---|-------------10-7-9-|-(9)---------9------|---------|
|-10--------------------|---7-10-7-10---10-----|--------------------|--------------------|---------|
|-----------------------|-8--------------------|-Dm7----------------|-G7-----------------|-CM7-----|
```

1. Take a major scale pattern and run it up and back down the neck.

```
|-G---------------|
|-----------------|
|-----------------|
|-----------2-4-5-|
|-----2-3-5-------|
|-3-5-------------|
```

2. Now run it **thirds**

```
|-G-----------------------------|-------------------------------|
|-------------------------------|-------------------------------|
|---------------------------2---|-------------------------------|
|---------------2---4-2-5-4---5-|-5-2-4---2---------------------|
|---2---3-2-5-3---5-------------|-------5---3-5-2-3---2---------|
|-3---5-------------------------|-------------------5---3-5-2-3-|
```

3. Now run it in **triads** (i.e. G B D A C E B D F#, etc) making sure to note which type of triad each is.

```
|-IM----iim---iiim--IVM---V7----vim---Viio--IM----|
|-------------------------------------------3-|
|---------------------------2-----4---2-5---4---|
|-----------2-----4---2-5---4---2-5---4-----5---|
|---2-5---3---2-5---3-----5---------------------|
|-3-----5---------------------------------------|
```

Notice what needs to be adjusted to change one arpeggio into another one
Group them as Tonic (I III VI) and dominant (II IV V VII), that way you can really hear where they fit.

4. Now run it in **7th chords** making sure to note which type of 7th chord each is.

```
|-GM7-----Am7-----Bm7-----CM7-----D7------Em-------------|
|-----------------------------------------3-------5-|
|----------------------2-------4-----2-5-----4-----2-5---|
|-------4-----2-5-----4-----2-5-----4-----2-5-----4-------|
|---2-5-----3-----2-5-----3-------5---------------------|
|-3-------5---------------------------------------------|
```

Can play an EM7 arpeggio over CM7 and get the 9th

I, III or VI arpeggios will not sound so great against a II, IV, V or VII chord and vice versa.	

Ex: Dm7 = D F A C https://www.youtube.com/watch?v=p2sPvPHo7j8

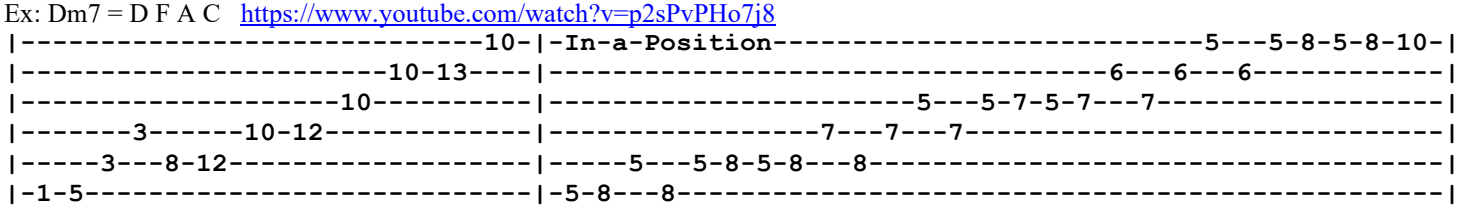



Licks:



Go up and come down with 2 notes per string

The Most Important Scale Exercise In Jazz

Larsen: https://www.youtube.com/watch?v=2Ze22BNftAA



```
|-CM7-----Dm7-----|-Em7-----FM7-----|-G7------Am7---3-|-------5-------7-|-G7------Am7-----Bo------CM7-----|
|-----------------|-------3-------5-|-----3-6-----5---|---3-6-----5-8---|--------------------------------4-|
|-------4-----2-5-|-----4-----2-5---|---4-----2-5-----|-4-------5-------|------------------------2-----5---|
|---2-5-----3-----|-2-5-----3-------|-5---------------|-----------------|-------3-----2-5-----3-----2-----|
|-3-------5-------|-----------------|-----------------|-----------------|---2-5-----3-----2-5-----3-------|
|-----------------|-----------------|-----------------|-Bo------CM7-----|-3-------5-----------------------|

|-GM7-----Am7-----|-Bm7------CM7----|-D7------Em7-----|---------------2-|-------3-----2-5-------7-|
|-----------------|-----------------|---------------3-|-------3-----3---|-----5-----3-------5-8---|
|-----------------|-------2-------4-|-----2-5-----4---|-----4-----4-----|-2-5-----4-------5-------|
|-------4-----2-5-|-----4-----2-5---|---4-----2-5-----|-3-6-----5-------|-------------------------|
|---2-5-----3-----|-2-5-----3-------|-5---------------|-----------------|-------------------------|
|-3-------5-------|-----------------|-----------------|-Fo------GM7-----|-Am7-----Bm7-----CM7-----|
```

Clay: https://www.youtube.com/shorts/UCYTvlXr7hY

```
|-----------|--------------------|-------8------------|--------------------|-----------|
|-----------|--------------------|-----8---11-10p8----|--------------------|-----------|
|-10-9p7----|--------7-10-9p7----|-8-9-------------10-|-8-9----------------|-----------|
|--------10-|------8----------10-|--------------------|-----10----7-8p7----|-------10--|
|-----------|-7-10---------------|--------------------|--------10-------10-|-8-6/7-----|
|-----------|--------------------|--------------------|--------------------|-----------|
```

Exercise below slides from M7 to Root to start arpeggio:

Triad Arpeggio Exercises

Larsen: https://www.youtube.com/watch?v=Buta15gu64Q

Infinity Warmup

Circle of Fourths as Dominant Chord
https://www.youtube.com/watch?v=fd3Y3-00Xoo Backing: https://www.youtube.com/watch?v=eNTjZc5iC48
The idea is you voice lead into 3rd of the next chord in the cycle with the b7th which is the M7 of the next chord

Pattern 1 - Ascending on Strings 1-3 3-5-R-b7

```
|-----8-6-5-8-----|-----6-----6-----|-------------9-7-7-|-6-9---------7----|---7----------------|------10-8-8-|
|-5-8---------6---|---6---9-8-------|-----9-7-6-9-----6-|-----7-----7---10-|-9-----------10-8-8-|-7-10------7-|
|---------------8-|-7-----------8-6-|-5-8-------------6-|-------9-8--------|-----9-7-6-9------5-|-----------7-|
|-----------------|-----------------|---------*-------6-|------------------|--------------------6-|-*---------7-|
|-----------------|-----------------|-------------------|------------------|--------------------5-|-------------|
|-C7------F7------|-Bb7-A#7-Eb7-D#7-|-Ab7-G#7--Db7------|-Gb7-A#7-B7-------|-E7------A7---------|-D7----------|
                                                                                                  *Pattern repeats
```

Pattern 2 - Descending on Strings 1-3 3-5-R-b7 Pattern 2 repeats measures 1-4 *Back to Pattern 1 Ascending

```
|-7-10---------|----||-----8-------8------|-----6-----6-----|-----4-----4-----|
|------8-----8-|----||---8---11-10--------|---6---9-8-------|---4---7-6-------|
```



```
|--------10-10-|-9--||-9-------------10-8-|-7-----------8-6-|-5-----------6-4-|
|------------9-|----||--------------------|-----------------|-----------------|
|------------10-|----||--------------------|-----------------|-----------------|
|-G7------------|-C7-||-C7-------F7--------|-Bb7-----Eb7-----|-Ab7-----Db7-----|

|-----2-----2-----|---------|-----5-3-|-2-5-----|-----3---|---3-----|---------|-----6-4-|-3-6-----|-----4-----4-----|
|---2---5-4-------|-----5-3-|-2-5-----|-----3---|---3---6-|-5-------|-----6-4-|-3-6-----|-----4---|---4---7-6-------|
|-3-----------4-2-|-1-4-----|---------|-------5-|-4-------|-----5-3-|-2-5-----|---------|-------6-|-5-----------6-4-|
|-*---------------|---------|---------|---------|---------|---------|---------|---------|---------|-----------------|
|-----------------|---------|---------|---------|---------|---------|---------|---------|---------|-----------------|
|-Gb7-----B7------|-E7------|-A7------|-D7------|-G7------|-C7------|-F7------|-Bb7-----|-Eb7-----|-Ab7-----Db7-----|

|-------------7-5-|-4-7---------5---|---5-------------|----|
|-----7-5-4-7-----|-----5-----5---8-|-7-----------8-6-|-5--|
|-3-6-------------|-------7-6-------|-----7-5-4-7-----|----|
|-----------------|-----------------|-----------------|----|
|-----------------|-----------------|-----------------|----|
|-Gb7-----B7------|-E7------A7------|-D7------G7------|-C7-|
```

Pattern 3 - Ascending on Strings 2-4 3-5-R-b7 *Pattern repeats

```
|-----------------|-----------------|-----------------|-----------------|-----------------|-------------------|----|
|-5-8---------6---|---6-------------|-----9-7-6-9-----|-----7-----7-----|-------------10-8-|-7-10----------8----|----|
|-----5-----5---8-|-7-----------8-6-|-5-8---------6---|---6---9-8-------|-----9-7-6-9-----|------7------7---10-|-9--|
|-------8-7-------|-----8-6-5-8-----|---------*-----9-|-8-----------9-7-|-6-9-------------|--------10-9--------|----|
|-----------------|-----------------|-----------------|-----------------|-----------------|-------------------|----|
|-C7------F7------|-Bb7-----Eb7-----|-Ab7-----Db7-----|-Gb7-----B7------|-E7------A7------|-D7--------G--------|-C7-|
```

Pattern #4 - Descending Strings 2-4 Pattern repeats every measure 1-4 *Back to Pattern 3 Ascending

```
|---------------------|-------------------|-----------------|-----------------|-----------------|-----------------|
|-9-12-----------10-8-|-7-10----------8-6-|-5-8---------6-4-|-3-6---------4-2-|-1-4---------2---|---2-------------|
|------9-------9------|------7------7-----|-----5-----5-----|-----3-----3-----|-----1-----1---4-|-3-----------4-2-|
|--------12-11--------|--------10-9-------|-------8-7-------|-------6-5-------|-------4-3-------|-----4-2-1-4-----|
|---------------------|-------------------|-----------------|-----------------|---------*-------|-----------------|
|-E7------A7----------|-D7------G7--------|-C7------F7------|-Bb7-----Eb7-----|-Ab7-----Db7-----|-Gb7-----B7------|

|-----------------|-----------------|----|
|-----5-3-2-5-----|-----3-----3-----|----|
|-1-4---------2---|---2---5-4-------|----|
|---------------5-|-4-----------5-3-|-2--|
|-----------------|-----------------|----|
|-E7------A7------|-D7------G-------|-C7-|
```

Pattern #5 - Ascending Strings 3-5 *Pattern repeats

```
|-----------------|-----------------|-----------------|---------B7------|---------A7------|-----------------|----|
|-----------------|-----------------|---------*-------|-----------------|-----------------|-*---------------|----|
|-----5-3-2-5-----|-----3-----3-----|-------------6-4-|-3-6---------4---|---4-------------|-----7-5-4-7-----|----|
|-2-5---------3---|---3---6-5-------|-----6-4-3-6-----|-----4-----4---7-|-6-----------7-5-|-4-7---------5---|----|
|---------------6-|-5-----------6-4-|-3-6-------------|-------7-6-------|-----7-5-4-7-----|---------------8-|-7--|
|-C7------F7------|-Bb7-----Eb7-----|-Ab7-----Db7-----|-Gb7-------------|-E7--------------|-D7------G7------|-C7-|
```

Pattern #6 - Descending Strings 3-5 Pattern Repeats Measures 1-6 *Back to Pattern #5 Ascending

```
|-------------------------|-------------------------|-----------|-----------|----------|---------|
|-------------------------|-------------------------|-----------|-----------|----------|---------|
|-13-16-------------14-12-|-11-14------------12-10-|-9-12------|------10-8-|-7-10-----|-----8-6-|
|-------14-12-11-14-------|-------12-10-9-12-------|------10-8-|-7-10------|------8-6-|-5-8-----|
|-------------------------|-------------------------|-----------|-----------|----------|---------|
|-E7-------A7-------------|-D7----------G7---------|-C7--------|-F7--------|-Bb7------|-Eb7-----|
```

```
|-----------------|-----------------|-----------------|---------G-------|----|
|-----------------|-----------------|-----------------|-----------------|----|
|-5-8---------6-4-|-3-6---------4-2-|-1-4---------2---|---2-------------|----|
|-----6-4-3-6-----|-----4-2-1-4-----|-----2-----2---5-|-4-----------5-3-|-2--|
|-----------------|-----------------|-------5-4-------|-----5-3-2-5-----|----|
|-Ab7-----Db7-----|-Gb7-----B7------|-E7------A7------|-D7--------------|-C7-|
```

Pattern #7 - Ascending Strings 4-6 *Pattern repeats

```
|-C7------F7----------|-Bb7-------Eb7-------|-Ab7-----Db7---------|-Gb7-------B7--------|-E7---------A7---------|
|--------------------|---------------------|---------------------|---------------------|-----------------------|
|--------------------|---------------------|---------*-----------|---------------------|-----------------------|
|------10-8-7-10------|------8-------8------|-----------------11-9-|-8-11-----------9----|----9------------------|
|-7-10------------8----|----8---11-10--------|------11-9-8-11------|------9-------9---12-|-11--------------12-10-|
|------------------11-|-10-------------11-9-|-8-11----------------|--------12-11--------|------12-10-9-12-------|
```

```
|-D7---------G7---------|-C7-|
|-----------------------|----|
|-*---------------------|----|
|-----------------------|----|
|-9-12------------12-10-|----|
|------12-10-9-12-------|-12-|
```

Pattern #8 - Descending Strings 4-6

```
|-C7----------F7----------|-Bb7---------Eb7---------|-Ab7--------Db7-------|-Gb7------B7------|-E7------A7------|
|-------------------------|-------------------------|----------------------|------------------|-----------------|
|-------------------------|-------------------------|----------------------|------------------|-----------------|
|-14-17-------------15-13-|-12-15-------------13-11-|-10-13----------11-9-|-8-11---------9-7-|-6-9---------7-5-|
|-------15-13-12-15-------|-------13-11-10-13-------|-------11-9-8-11------|------9-7-6-9-----|-----7-5-4-7-----|
|-------------------------|-------------------------|----------------------|------------------|-----------------|
```

```
|---------G7------|----|
|-----------------|----|
|-----------------|----|
|-4-7---------5-3-|-2--|
|-----5-3-2-5-----|----|
|-D7--------------|-C7-|
```

Infinity Shapes: 3-5-R-b7

Infinity Altered Exercise

Play a **Dominant 7th Arpeggio 3-5-R-7**, followed by a **R-3-b7 Triad,** followed by an **Altered** Run 1 b9 #9 b13 b5 #5 b7, starting on the **Triad Root** and then on to the next arpeggio, etc. in the **Circle of Fourths.**

Altered (Super Locrian) Scale 1 b9 #9 b13 b5 #5 b7 G Ab Bb Cb Db Eb F G (Ab Melodic Minor) 13 is 6; b13 is b6

```
|-C7-------------------------|----------------------------|---------4-------------4-|-3-6---------------------|
|-------------1--------------|-----6-4----4-------------4-|-3-6-----3---------5-7---|-----4---4-------------2-|
|-----5-3----3-------------3-|-2-5---------2---------4-6---|-----3---3-3/4-6-7-------|-------6-6---------2-4---|
|-2-5---------2---------4-6---|-------------3-3/4-6-7-------|-------6-----------------|---------5-1/2-4-5-------|
|-------------3-3/4-6-7-------|----------------------------|-------------------------|---------6---------------|
|----------------------------|-F7-------------------------|-Bb7---------------------|-Eb7---------------------|

|----------------------2-|-1-4-------------------|--------------------------|---------------------|
|-1-4-----4---------3-5---|-----2---4-------------|----------------------5-7-|---------|
|-----1---5-1/2-4-5-------|-------4-4-----------4-|-3-6-----3---------5-7-----|---|
|-------4-4---------------|---------3---------5-7---|-----4-2-2-4/5-7-8---------|---------------|
|-------------------------|---------4-4/5-7-8------|--------------------------|-----------------------|
|-Ab7-----4---------------|-Db7-------------------|-Gb7/F#7-2----------------|-B7------------------|

|---------------------------|-A7------|---------------|---------|----------------------|
|---------------------------|---------|---------------|---------|----------------------|
|---------------------------|---------|---------------|-----7-5-|----------------------|
|---------------------------|-----7-5-|-------------5\-|-4-7-----|------------------------------|
|---------------------------|-4-7-----|---------6-8----|---------|----------------------------|
|-E7-------------------------|---------|-5/6-8-9--------|-D7------|----------------------------|
```

Infinite II V Hack

```
|-13-10---------------10-|-12-9---------------9-|-11-8-------------8-|-10-7-------------7-|-9-6----------6-|
|-------11----------11----|-------11---------11---|-------9---------9---|-------9---------9---|-----7-------7---|
|----------12-10-12-------|----------12-9-12------|---------10-8-10-----|---------10-7-10-----|-------8-6-8-----|
|-------------------------|-----------------------|---------------------|---------------------|-----------------|
|-------------------------|-----------------------|---------------------|---------------------|-----------------|
|-Gm7---------------------|--Go7-(C7b9)-----------|--Fm7----------------|-Fo7-(Bb7b9)---------|-Ebm7------------|

|-8-5-----------5-|-7-4-----------4-|-6-3-----------3-|-2-|
```

```
|-----7-------7---|-----5-------5---|-----5-------5---|---|
|-------8-5-8-----|-------6-4-6-----|-------6-3-6-----|---|
|-----------------|-----------------|-----------------|---|
|-----------------|-----------------|-----------------|---|
|-Ebo7--(Ab7b9)---|-Dbm7------------|-Dbo7-(Gb7b9)----|---|
```

Use Descending Intervals to Create Phrases

```
|------|---10--------8-----|---7-------5-----------|-3-------|
|-8----|-7-----------------|-------------------3-5-|---5-7b8-|
|---10-|------10-8-9---8-6-|-7---6-4-5---5-3h4-----|---------|
|------|-------------------|-----------------------|---------|
|------|-------------------|-----------------------|---------|
|------|-D-----------------|-----------------G-----|---------|
```

Connect Diminished Arpeggios with Dominant Chords

A diminished triad is the upper structure triad of a dominant seventh chord.
For example, take progression Am7 > E7b9. The E7 is functioning as the dominant chord of A.
The b9 chord is the same as a diminished 7 (o7) chord.
You can start the diminished arpeggio over any of the notes in the chord.

Applying the Diminished Seventh Arpeggio

Standard A Diminished 7th Arpeggio:

```
|------------------------11-14-11-------------------------|
|-------------------10-13----------13-10-------------------|
|--------------8-11----------------------11--8-------------|
|---------7-10-------------------------------10-7---------|
|-----6-9-----------------------------------------9-6-----|
|-5-8---------------------------------------------------8-5-|

|-Am------------------------5-7-8-5--||-------------5-|
|----------------------5-6-8-------5--||-----------5---|
|-------------------5-7-------------5--||---------5-----|
|-------------5-7-9-----------------7--||-------7-------|
|-------5-7-8-----------------------7--||-----7---------|
|-5-7-8---------------------------5--||-5-8-----------|

|-A------------------------4-5--||-------------5-|
|----------------------5-7------||-----------5---|
|-----------------4-6-7----------||---------6-----|
|-----------4-6-7----------------||-------7-------|
|-----4-5-7----------------------||---4-7---------|
|-5-7----------------------------||-5-------------|

|-------------3--||-------------1-||-------------7--||-------------3--|
```

```
|-----------3----||----------1---||----------7----||----------3----|
|---------4------||---------2-----||---------8------||---------3------|
|-------5--------||-------3-------||-------9--------||-------5--------|
|---2-5----------||---0-3---------||---6-9----------||-----5----------|
|-3--------------||-1-------------||-7--------------||-3-6------------|

|-------------1--||--------------7--||-------------5--8--5--8-sl/-12--12----17-----|
|-----------1----||------------7----||-----------5----------------------13----17--|
|---------1------||----------7------||---------5-----------------------------------|
|-------3--------||--------9--------||-------7-----------------------------------|
|-----3----------||------9----------||-----7-------------------------------------|
|-1-4------------||-7-10------------||-5-8---------------------------------------|
```

Diminished Lick D7-E7-A6

```
|-5---------------|-----------------|-E7--------------|-A6--------|
|---7-4---7-4-----|-4---------------|-----------5-----|-----------|
|-------5-----5---|---5-----5-------|-------5h6---7-5h|-6---------|
|---------------7-|-----7-4---7-4---|---4-7-----------|---7-4---7-|
|-----------------|---------------6/|-7---------------|-------7---|
|-D7--------------|-----------------|-----------------|-----------|
```

Homemade

```
|-M7-G-B-D-F#-------------------------2-------2-5-----2-5-7-|
|---------------------------3-------3-------3-------3-------|
|-------------------4-------4-------4-------4-------4-------|
|-------4-5-----4-5-----4-5-----4-5-------5-----------------|
|---2-5-----2-5-------5-------------------------------------|
|-3-----------------------------------------------------------|

|-m7-G-Bb-D-F-------------------------------------3-------3-6-|
|---------------------------3-------3-6-----3-6-----3-6-----|
|-------------------3-------3-------3-------3-------3-------|
|-------3-5-----3-5-----3-5-----3-5-------5-----------------|
|-----5-------5-------5---------------------------------------|
|-3-6-------6-------------------------------------------------|

|-b7-G-B-D-F--------------------------------------3------3-6-7-|
|---------------------------3-------3-6-----3-6----3-6-------|
|-------------------4-------4-------4-------4-----------------|
|-------3-5-----3-5-----3-5-----3-5-------5-----------------|
|---2-5-----2-5-------5---------------------------------------|
|-3-----------------------------------------------------------|
```

How to play FLUIDLY over CHORD PROGRESSIONS - the BEST arpeggio exercise!!

Koskoff: https://www.youtube.com/watch?v=cmKmHFfKjUQ
Take the first 8 bars of All the Things You Are
Chords are: Fm7 Bbm Eb7 AbM7 DbM7 G7 CM7
Isolate an area of the guitar
Step 1: Play the arpeggios, switching direction for each chord. Come down on the closest note of the next arpeggio.

```
|-Fm7-----------8-11-|-9-----------------|-Eb7---------6-9-|-8-----------------|-DbM7-------------8-|
|--------------9------|---11-9-----------|-----------8-----|---9-8-------------|----------------9---|
|---------8-10--------|--------10-8------|-------6-8-------|-------8-----------|--------------10-----|
|------10-------------|-------------11-8-|---5-8-----------|---------10--------|--------10-11--------|
|-8-11----------------|-----------------11-|-6--------------|------------11-10----|---8-11-------------|
|--------------------|-Bbm7---------------|----------------|-AbM7-------------11-|-9------------------|

|-7-----------------|-CM7-------------7-|-8-|
|---8---------------|---------------8---|---|
|-----10-7----------|-------------9-----|---|
|----------9--------|--------9-10-------|---|
|------------10-8---|---7-10------------|---|
|-G7-------------10-|-8-----------------|---|
```

Step 2: Same thing but take all available notes and change direction only at end of selected fret area

```
|-Fm7-----------------8-11-|-9-----------------|-Eb7---------6-9-|-8-----------------|-DbM7-------------8-|
|-------------------9------|---11-9-----------|-----------8-----|---9-8-------------|----------------9---|
|--------------8-10--------|--------10-8------|-------6-8-------|-------8-----------|--------------10-----|
|-----------10-------------|-------------11-8-|---5-8-----------|---------10--------|--------10-11--------|
|------8-11----------------|-----------------11-|-6--------------|------------11-10----|---8-11-------------|
|-8-11--------------------|-Bbm7---------------|----------------|-AbM7-------------11-|-9------------------|

|-7-----------------|-CM7-------------7-|-8-|
|---8---------------|---------------8---|---|
|-----10-7----------|-------------9-----|---|
|----------9--------|--------9-10-------|---|
|------------10-8---|---7-10------------|---|
|-G7-------------10-|-8-----------------|---|
```

How To Master Arpeggios On Guitar

Beato: https://www.youtube.com/watch?v=x74MiT2hQMs

```
|-GM7-|-----------------2h3p2-------------------------|-----------------1---7h10p7-------|
|-3---|---------------3-------5-3-------------------- |-----------------7h8--------8p7---|
|-4---|-------------4-------------4p2-----------------|---------1---4-7----------------9-|
|-4---|---------4h5-------------------5-4h5-4-2-------|---------4h5---------------------|
|-----|-----2h5-----------------------------------5-2-|-----2h5-------------------------|
|-3---|-2h3---------------------------------------5-3-|-2h3-----------------------------|
```



Arpeggios over a Progression

Key = FM iim7- V7- IM7- ivm7 | Relative minor key: ii7b5- V7- i7

Beato: https://www.youtube.com/shorts/ae4_6olFRxs

```
|-10-13-10-------------------|----------------------|-8-12-8-----------------|----------------------|
|----------11----------------|-8-11-8---------------|--------10--------------|-6-10-6---------------|
|-------------12-10----------|--------9-------------|-----------10-9---------|---------7------------|
|------------------12--------|----------10-8--------|-----------------10------|----------8-7--------|
|----------------------13-10-|---------------10-7---|--------------------12-8-|--------------8-------|
|-Gm7------------------------|-C7-----------------8-|-FM7--------------------|-BbM7-----------10-6-|

|-6-10-6--------------|-5-9-5-----------------|--------------------|-10-12-13-12-10----------------------|
|--------8------------|-------8-5-------------|-----------------10-|-----------------13-10---------------|
|----------9-7--------|-----------6-----------|---------7-9-10----|----------------------12-10-12-10-9-|
|--------------8------|-------------7-5-------|-------7------------|-------------------------------------|
|----------------10-7-|-----------------7-----|-5-7-8--------------|-------------------------------------|
|-Em7b5---------------|-A7----------------9-5-|-Dm-----------------|-------------------------------------|

|-----C7------BbM7------A7-------|
|-11---8--10--6---8---------6----|
|-10---9---9--7---7-----6---5----|
|-12---8--10--7---8-----5---7----|
|-10--10---8------7---------5----|
|-Gm7--8--FM7-6---Em7b5-5---Dm7--|
```

Octave Displacement 2-5-1 in C

```
|---------8--|-Displ'nt-||-Dm7--------G7----CM7-----|
|------10----|----------||-------------------------|
|-7-10-------|-7--------||-7----------------5-----4-|
|------------|-----7-10-||-----7-10-5-----3---2-5---|
|-R--3--5-b7-|---8------||---8--------2-5-----------|
|-Dm7--------|-R-3-5-b7-||-------------------------|
```

MAJOR Triad Arpeggio Guitar Shapes for Soloing with Chordal Tones

https://www.youtube.com/watch?v=1rkRIoffK7I

```
|-------------3-|-------------8-|---------------8-|------------------12-|--------------------12-|
|-----------5---|---------5-8---|-------------8---|---------------13----|----------------13----|
|---------5-----|-------5-------|-----------9-----|----------9-12-------|-------------12-------|
|-----2-5-------|-----5---------|--------10-------|-------10------------|----------14----------|
|---5-----------|---7-----------|---7-10----------|----10---------------|-------15-------------|
|-3-------------|-8-------------|-8---------------|-12------------------|-12-15----------------|
```



PRACTICING ARPEGGIOS

https://www.youtube.com/watch?v=kCAYjy57MEw

Write out a progression - any progression. Play 4 notes of each arpeggio over the chord. No preparation. Start playing and find the arpeggios in real time. Go slow.

ONE SIZE FITS ALL ARPEGGIOS ON TWO STRINGS

https://www.youtube.com/watch?v=vcaZDOLvvNU



Sevenths



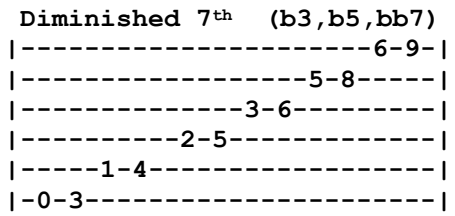

One shape for all arpeggios https://www.youtube.com/watch?v=qls1HQ-FaGM

```
  Minor 7th  (b3,5,b7)
|-m7--b3-5-7---------------12-15-17-|-M7--------------------------15-19-|-d7--------------------10-13-|
|--------------------10-13----------|-----------------------13-17-------|------------------8-12-------|
|---------------9-12---------------|-------------------12-16------------|-------------7-10------------|
|----------7-10--------------------|------------10-14-------------------|---------5-9-----------------|
|-----7-10-------------------------|------10-14-------------------------|-----5-8---------------------|
|-5-8-----------------Am7----------|-8-12-----------------CM7----------|-3-7--------------G7--------|

|-m7b5-----------------------13-13-|
|----------------------12-15-------|
|----------------10-13-------------|
|-----------7-12-------------------|
|------8-11------------------------|
|-7-10-----------------------------|
```

Intro: (Intro Chords = Am7, Dm7, G7 CM7, FM7, Bm7b5, E7, Am7

```
|-Am7-----------------------------------|--Dm7-----------------------------------10-|
|---------------------------------10-|---------------------------10-13-10-13----|
|--------------------------9-12-9-12----|-----------------7-10-7-10----------------|
|-----------------7-10-7-10--------------|-------7-10-7-10--------------------------|
|-------7-10-7-10------------------------|-8-5-8------------------------------------|
|-8-5-8----------------------------------|------------------------------------------|

|-G7-------------------------------|-CM7-------------------------------------------|
|---------------------------------8-|-----------------------------------------13-|
|----------------------5-10-5-10---|---------------------------------12-16-12-16----|
|---------------5-9-5-9------------|---------------------10-14-10-14----------------|
|-------5-8-5-8--------------------|---------10-14-10-14----------------------------|
|-7-3-7----------------------------|-12-8-12----------------------------------------|

|-FM7---------------------------------------13-|-Bm7b5-----------------------------------|
|---------------------------13-17-13-17----|---------------------------------------12-|
|---------------------10-14-10-14----------|-----------------------------10-13-10-13----|
|---------10-14-10-14----------------------|--------------------9-12-9-12----------------|
|-12-8-12----------------------------------|---------8-11-8-11------------------------|
|------------------------------------------|-10-7-10----------------------------------|

|-E7-----------------------------------12-|-17--13--10--7--8--|
|---------------------------12-15-12-15----|-17--12---9--6--5--|
|------------------9-13-9-13---------------|-17--13--10--7--5--|
|---------9-12-9-12------------------------|-----12---9--6--5--|
|-11-7-11----------------------------------|----------------7--|
|------------------------------------------|-Am7------------5--|
```

```
1 3 5   2 4 6   3 5 7   4 6 1   5 7 2   6 1 3   7 2 4   1 3 5
 Io      Dor     Phr     Lyd     Mix     Aeo     Loc     Io
 I       iim     iiim    IV      V       vi      vii     I

|-CM7-----Dm7-----|-Em7-----FM7-----|-G7------Am7-----|-------5-------7-|
|-----------------|---------------5-|-------6-----5-8-|-----6-----5-8---|
|---------------5-|-------7-----5---|-----7-----5-----|---7-----5-------|
|-----5-9-----7---|---5-9-----7-----|-5-9-----7-------|-9---------------|
|---7-----5-8-----|-7-------8-------|-----------------|-----------------|
|-8---------------|-----------------|-----------------|-Bo------CM7-----|

|-CM7-----Dm7-----|-Em7-----FM7-----|-G7------Am7-----|-------5-7-------|
|-----------------|---------5-------|-------6-8-5-----|-----6-----8-5---|
|---------5-------|-------7---5-----|-----7-------5---|---7-----------5-|
|-----5-9---7-----|---5-9-------7---|-5-9-----------7-|-9---------------|
|---7---------8-5-|-7-------------8-|-----------------|-----------------|
|-8---------------|-----------------|-----------------|-○-------CM7-----|

|-C-----Dm--Em----|-F-----G---Am----|-----------------|-----5-----7---5-|-8-|
|-----------------|-----------------|---5-----6---5-8-|---6---5-8---6---|---|
|-----------------|-------5-----7---|-5-----7---5-----|-7---------------|---|
|-----5-----7---5-|-9---7---5-9---7-|-----9-----------|-----------------|---|
|---7---5-8---7---|---8-------------|-----------------|-----------------|---|
|-8---------------|-----------------|-B-------C-------|-Dm----Em---F----|---|

"E" position Arpeggios in A
|-AM7-----------4-Bm7-----------5-C#m---------4-7-DM7---------5-9-|-E7--------4-7-Fm7-------5-Gm7b5---4-7-AM7---4-5-|
|-------------5---------------7-------------5---------------7-----|---------5-----------5-7---------5---------5-----|
|-----------6-------------4-7-----------4-6-------------6-7-------|-----4-7-----------6---------4-7---------6-------|
|-------6-7-----------4-7-------------6-------------4-7-----------|---6-----------4-7---------6-----------7---------|
|---4-7-------------5-------------4-7-------------5---------------|-7-----------------------------------------------|
|-5---------------7-----------------------------------------------|-----------------------------------------------|
```

2-5-1 Diminished Dominant Lines for Jazz Guitar

Whiteman: https://www.youtube.com/watch?v=odzEPXNfe70

```
|-----------------|-----------3-4---|-----------------||---------------3-|-4---------------|-----------------|
|-----------5-3---|---------5-----6-|-5---3-----------||---------3-5-6---|---5-------------|-------3---------|
|-------2-5-----5-|-4-----4---------|---4---4-5-------||-----2-5---------|-----4-----------|-----4---4-----2-|
|---2-3-----------|---5-6-----------|-----------5-3-2-||-2-3-------------|-------6-5-3-----|-2-5-------5-2---|
|-5---------------|-----------------|-----------------||-----------------|-------------5-6-|-----------------|
|-Dm7-------------|-G13b9-----------|-CM7-------------||-Dm7-------------|-G13b9-----------|-CM7-------------|

|-------------2-3-|-6-4-----3-------|-----------------|
```

```
|---------5-6-----|-----5-3---6-5-3-|-5---3-----------|
|-----2-5---------|-----------------|---4---5-4---2-4-|
|-2-3-------------|-----------------|-----------5-----|
|-----------------|-----------------|-----------------|
|-Dm7-------------|-G13b9-----------|-CM7-------------|
```

How to improvise over a Minor II V I with arpeggios

https://www.youtube.com/watch?v=Ebyc9TrXzy8

Harmonized Minor Scale:

```
|-------|-G7#5--|-----||---------------8-10-|-G7—altered-scale----|-------------------8-|
|-6-----|-4-----|-3---||--------8-9-11------|--------------------8-|-----------8-10-11---|
|-5-----|-4-----|-3---||-7-8-10-------------|--------------8-10---|----7-8-10-----------|
|-6-----|-3-----|-1---||--------------------|-------8-9-11--------|-10-----------------|
|-5-----|-------|-3---||--------------------|-10-11---------------|--------------------|
|-Dm7b5-|-3-----|-Cm9-||-Dm7b5---Locrian----|---------------------|-Cm7----Dorian-------|

|-Dm7b5---------8-10-|-G7alt-(Fm7b5)-7-11-|-Cm7------------8-11-|
|-------------9------|-------------9------|-----------8-11------|
|--------7-10--------|--------8-10--------|---------8-----------|
|---6-10-------------|------9-------------|----8-10-------------|
|-8------------------|-8-11---------------|-10------------------|
|--------------------|--------------------|--------------------*|
```

Diatonic Minor Scale Chords

```
|-Cm7-Dm7b5-EbM7-Fm7-Gm7-AbM7-Bb7-|
|-i---iidim-III--iv---v---VI--VII-|

|-------------------------8---6---|
|-3---6-----8----9---11---8---6---|
|-4---5-----7----8---10---8---7---|
|-5---6-----8----6----8---6---6---|
|-3---5-----6----8---10-----------|
|---------------------------------|

|-----|-----|-----|-----|-----------------------------------|
|-3-6-|-6---|-10--|-13--|-------------------------------------------|
|-3---|-7---|-10--|-14--|-----------------------------------------|
|-5---|-8-5-|-12--|-15--|-------------------------------------------|
|-----|-----|-----|-----|-----------------------------------|
|-Gm--|-Bb--|-Dm--|-F---|-----------------------------------|
```

Minor 2-5-1 in A Minor Backing Track

https://www.youtube.com/watch?v=7zJOyZz4ngk

Add9 Arpeggios

Tired of playing the same old 1-3-5 arpeggios? Well, you can easily revitalize those tired old dogs with one simple trick: Add the 9.
(The 9 is the 2nd degree of whatever scale you're working with -- kicked up an octave.)

Adding the 9 can turn a simple arpeggiated run into a rich splash of staggered harmony.
For example, converting a simple G major arpeggio (G-B-D or 1-3-5) to a Gadd9 arpeggio gives us G-B-D-A or 1-3-5-9.
Reorder the notes slightly and you get Ex. 1a's lush handful. (Note: Throughout this lesson, I've splayed the arpeggios so that rather than climbing up the arpeggios' tones sequentially -- 1-3-5-9 -- we'll have 1-5-9-3. Why? Because it lays nicely on the guitar and sounds cool.) Ex. 1b is an extended two-octave version of Ex. 1a.
Ex. 2 is an etude that moves Ex. 1b's two-octave form up a whole-step to Aadd9. From there, the shape moves up another whole-step to Badd9 (bar 2) and then a step-and-a-half more to Dadd9. (For variety's sake, I've included the 4 of Aadd9 and Badd9 -- beat one of bar 1 and beat two of bar 2, respectively.) In each bar, the arpeggiated tones appear in a different order, giving *both* of your hands a good little workout.

Of course, add9 arpeggios aren't just for major harmonies. We can give minor arpeggios the add9 touch, as well.
By converting an A minor arpeggio (A-C-E or 1-b3-5) to Amadd9 (A-C-E-B or 1-b3-5-9), for instance, we get Ex. 3a's Amadd9 arpeggio, which uses the same 1-5-9-3 form we saw in Ex. 1a. Ex. 3b is a two-octave extrapolation of Ex. 3a.
Like Ex. 2, Ex. 4 is a three-bar add9 obstacle course -- this time with minor add9 shapes. Once again, each bar is slightly different from the others. For practice purposes, you may want to perfect each measure by itself before stringing them together.

I recommend using alternate (down-up-down-up) picking for these examples, though you can use sweep picking or any other technique, if you prefer. Don't forget to experiment -- try rearranging the picking order of notes within each add9 form, or stringing together different major- and minor-add9 arpeggios, or any other tweak you can think of.
The other way, as mentioned above, is to switch it up. A good practice thing I show folks is to try Lydian over the I in a ii-V-I.
So:
over Bmin7 - B Dorian
over E7 - E Mixolydian (plus throw in a few "bad notes")
over AMaj7 - A Lydian

```
|-G Arpegio----------------------5-3-2-3-7-|
|-------------------------5-3-2-3-----------|
|-----------------5-4-3-4-------------------|
|---------7-5-4-5---------------------------|
|-7-5-4-5-----------------------------------|
|-------------------------------------------|
```

Using 7th Arpeggios to Enhance Your Soloing

First, let's examine the traditional position 1 of the A minor blues scale and A minor pentatonic scale that are used heavily in standard soloing. Most lead players are familiar with these scales, especially in this position and for good reason. These two scales are rather simple and sound good in many situations.

Example 1 Blues scale Typical A Blues Scale:	*Example 2 Minor pentatonic scale A Minor Pentatonic*
`|----------5-8-5----------|`	`|----------5-8-5----------|`
`|----------5-8-------8-5----------|`	`|----------5-8-------8-5----------|`
`|----------5-7-8----------8-7-5----------|`	`|----------5-7----------7-5----------|`
`|----------5-7----------7-5----------|`	`|---------5-7----------7-5---------|`
`|-----5-6-7----------7-6-5------|`	`|-----5-7----------7-5-----|`
`|-5-8----------8-5--|\`	`|-5-8----------8-5-|`

Backing Tracks

Jazz ballad (Dm7 G7 CMaj7) https://www.youtube.com/watch?v=8TEG0oXB2C4
https://www.youtube.com/shorts/e46Jhmfwdz4

```
|-Am7-------------|-5---------------|------------------------|
|-------------5-8-|---8-5-----------|----------------------------|
|-----------5-----|-------5---------|-------------------------|
|-------5-7-------|---------7-5-----|---------------------------|
|-----7-----------|-------------7---|-------------------------|
|-5-8-------------|---------------8-|----------------------------|
```

Arpeggios over the Blues - Only 5 different shapes

https://www.youtube.com/watch?v=0rM7svWLaKA

```
|-A7--------------3-5-3-----------------|-D7--------------2-5-2-----------------|-E7--------------4-----------------|
|-------------2-5-------5-2-------------|---------------3-------3---------------|-------------3-5---5-3-------------|
|-----------2---------------2-----------|-----------2-5-----------5-2-----------|-----------4-----------4-----------|
|-------2-5-------------------5-2-------|---------4-------------------4---------|-------2-6---------------6-2-------|
|-----4---------------------------4-----|-----3-5-----------------------5-3-----|---2-5-----------------------5-2---|
|-3-5-------------------------------5-3-|-2-5-------------------------------5-2-|-4-------------------------------4-|

|-A7--------------5-|-D7--------------5-8-|-E7--------------4-7-|
|-------------5-8---|---------------7-----|---------------5-----|
|-----------6-------|-----------5-7-------|-----------4-7-------|
|-------5-7---------|-------4-7-----------|---------6-----------|
|---4-7-------------|-----5---------------|-----5-7-------------|
|-5-----------------|-5-8-----------------|-4-7-----------------|

|-A7-----------------9-|D7------------------8-10-|-E7---------------7-10-|
|---------------8-10---|---------------7-10------|----------------9------|
|-------------9--------|-------------7-----------|------------7-9--------|
|--------7-11----------|--------7-10-------------|--------6-9------------|
|---7-10---------------|------9------------------|------7----------------|
|-9--------------------|-8-10--------------------|-7-10------------------|
```

```
|-A7-------------|----------------------------------------|
|----------------|----------------------------------------|
|---------------9-|----------------------------------------|
|------------11---|----------------------------------------|
|------10-12------|----------------------------------------|
|-9-12------------|----------------------------------------|

|-A7-----------------------------------------------------|
|-----------------------------------------------------|
|-----------------------------------------------------|
|----------11-14-------------------------------------|
|-------12-----------------------------------------|
|-12-15--------------------------------------------|
```

ONE SHAPE FOR ALL ARPEGGIOS | Master the fretboard! [2 notes per string] [Minor 7th; Major 7th; Dominant 7th;
https://www.youtube.com/watch?v=qls1HQ-FaGM **Chords Am7 | Dm7 | G7 | CM7 | FM7 | Bm5b | E7 | Am**

```
|-Am7-------------------12-15-17-|-CM7-----------------------12-16-17-|-G7-----------------10-13-15-|
|-----------------10-13----------|---------------------13-17----------|----------------8-12----------|
|--------------9-12--------------|-----------------12-16---------------|-------------7-10--------------|
|----------7-10------------------|------------10-14--------------------|---------5-9-------------------|
|-----7-10-----------------------|------10-14----------------------------|-----5-8-----------------------|
|-5-8----------------------------|-8-12-----------------------------------|-3-7---------------------------|

|-Bm7b5-------------------13-15-17-|-E7----------------12-16-|
|---------------------12-15----------|---------------12-15-------|
|---------------10-14---------------|-----------9-11------------|
|-----------9-12---------------------|------9-12-----------------|
|------8-12--------------------------|-7-11---------------------|
|-7-10-------------------------------|--------------------------|
```

Arpeggios - 2 Notes Per String

Rotem: https://www.youtube.com/watch?v=X8MJEgUx4-4

Part 1 GM7 = G B D F# 1-3-5-7

GM7 - From 7th

```
|-----------------|-----7-10-14-15-14-10-|-7-------------------|
|-----------------|-7-8-----------------|---8-7---------------|
|-------------4-7-|---------------------|-------7-4-----------|
|---------4-5-----|---------------------|-----------5-4-------|
|-----2-5---------|---------------------|---------------5-2---|
|-2-3-------------|---------------------|-------------------3-2-|
```

GM7 - From 7th - Doubles



GM7 - From 7th - Variation



GM7 - From 1st



GM7 - From 1st - Doubles



GM7 - From 1st - Variation 5:10



GM7 - From 3rd (B)



GM7 - From 3rd - Doubles



GM7 - From 3rd - Variation

```
|-6:45-----------------------------------------------------------|
|----------------------------------------------------------------|
|----------------------------------------------------------------|
|------------------9---------------------------------------------|
|------9-10----9-10-----------------------------------------------|
|-7-10------10---------------------------------------------------|
```

GM7 - From 5th

```
|------------------------|-------15-19-------------------------|
|------------------------|-15-19-----------------------------|
|------------------12-16-|---------------------------------|
|-------------12-16------|---------------------------------|
|-------10-14------------|---------------------------------|
|-10-14------------------|---------------------------------|
```

GM7 - From 5th - Doubles

```
|----------------------------------------------------------------|
|----------------------------------------------------------------|
|----------------------------------------------------------------|
|----------------------------------------------------------------|
|----------------------------------------------------------------|
|----------------------------------------------------------------|
```

GM7 - From 5th - Variation

```
|----------------------------------------------------------------|
|----------------------------------------------------------------|
|----------------------------------------------------------------|
|----------------------------------------------------------------|
|----------------------------------------------------------------|
|----------------------------------------------------------------|
```

Part 2 G7 = G B D F 1-3-5-b7

G7 - From 7th 9:53

```
|---R-------R---------7-10-13-15-13-10-7---------------------|
|-----------------6-8-------------------8-6-----------------|
|-------------4-7---------------------------7-4-------------|
|---------3-5-----------------------------------5-3---------|
|-----2-5-------------------------------------------5-2-----|
|-1-3---------------R----------R-----------------------3-1-|
```

G7 - From 7th - Doubles



G7 - From 7th = Variation



G7 - From 1st



G7 - From 1st - Doubles



G7 - From 1st = Variation





```
|-------------------------------------------------------------|
|-------------------------------------------------------------|
|-------------------------------------------------------------|
```

G7 - From 3rd

```
|---------------------------13-15-----------------------------|
|----------------------12-15----------------------------------|
|----------------10-12-----------------------------------------|
|------------9-12-----------------------------------------------|
|------8-10-----------------------------------------------------|
|-7-10----------------------------------------------------------|
```

G7 - From 3rd - Doubles

```
|-------------------------------------------------------------|
|-------------------------------------------------------------|
|-------------------------------------------------------------|
|-------------------------------------------------------------|
|-------------------------------------------------------------|
|-------------------------------------------------------------|
```

G7 - From 3rd - Variation

```
|-------------------------------------------------------------------------------------------13-|
|-------------------------------------------------------------12-------12-15----12-15----|
|-----------------------------------------10------10-12----10-12----10-12-------12----------|
|-------------------9------9-12----9-12----9-12-------12-----------------------------------|
|------8-10----8-10---8-10------10-----------------------------------------------------------|
|-7-10------10-------------------------------------------------------------------------------|

|-------13-15---------------------------------------------------------|
|-12-15---------------------------------------------------------------|
|-------------------------------------------------------------|
|-------------------------------------------------------------|
|-------------------------------------------------------------|
|-------------------------------------------------------------|
```

G7 - From 5th

```
|-------------------------------15-19-------------------------|
|-------------------------15-18---------------------------------|
|-------------------12-16-----------------------------------------|
|-------------12-15-------------------------------------------------|
|-------10-14-----------------------------------------------------|
|-10-13-----------------------------------------------------------|
```

G7 - From 5th - Doubles

```
|-------------------------------------------------------------|
|-------------------------------------------------------------|
|-------------------------------------------------------------|
|-------------------------------------------------------------|
|-------------------------------------------------------------|
|-------------------------------------------------------------|
```

G7 - From 5th - Variation

```
|-------------------------------------------------------------|
|-------------------------------------------------------------|
|-------------------------------------------------------------|
|-------------------------------------------------------------|
|-------------------------------------------------------------|
|-------------------------------------------------------------|
```

Part 3 Gm7 = G Bb D F 1-b3-5-b7

Gm7 - From 7th - F 14:35

```
|---------------------6-10-13-15-13-10-------------------------------|
|-----------------6-8-----------------------------------------|
|-------------3-7---------------------------------------------|
|---------3-5-------------------------------------------------|
|-----1-5-----------------------------------------------------|
|-1-3---------------------------------------------------------|
```

Gm7 - From 7th - Doubles

```
|-------------------------------------------------------------|
|-------------------------------------------------------------|
|-------------------------------------------------------------|
|-------------------------------------------------------------|
|-------------------------------------------------------------|
|-------------------------------------------------------------|
```

Gm7 - From 7th - Variation

```
|-------------------------------------------------------------|
|-------------------------------------------------------------|
|-------------------------------------------------------------|
|-------------------------------------------------------------|
|-------------------------------------------------------------|
|-------------------------------------------------------------|
```

9. Gm7 - From 1st

```
|-----------------------10-13-15---------------------------------|
|------------------8-11-------------------------------------|
|-------------7-10-------------------------------------------|
|---------5-8-------------------------------------------------|
|-----5-8-----------------------------------------------------|
|-3-6---------------------------------------------------------|
```

Gm7 - From 1st - Doubles

```
|-----------------------------------------------------------------|
|-----------------------------------------------------------------|
|-----------------------------------------------------------------|
|-----------------------------------------------------------------|
|-----------------------------------------------------------------|
|-----------------------------------------------------------------|
```

Gm7 - From 1st - Variation

```
|-----------------------------------------------------------------|
|-----------------------------------------------------------------|
|-----------------------------------------------------------------|
|-----------------------------------------------------------------|
|-----------------------------------------------------------------|
|-----------------------------------------------------------------|
```

10. Gm7 - From 3rd - Bb

```
|---------------------------13-15-----------------------------|
|----------------------11-15-----------------------------------|
|----------------10-12-----------------------------------------|
|-----------8-12----------------------------------------------|
|------8-10---------------------------------------------------|
|-6-10--------------------------------------------------------|
```

Gm7 - From 3rd - Doubles

```
|-----------------------------------------------------------------|
|-----------------------------------------------------------------|
|-----------------------------------------------------------------|
|-----------------------------------------------------------------|
|-----------------------------------------------------------------|
|-----------------------------------------------------------------|
```

Gm7 - From 3rd - Variation

```
|-----------------------------------------------------------|
|-----------------------------------------------------------|
|-----------------------------------------------------------|
|-----------------------------------------------------------|
|-----------------------------------------------------------|
|-----------------------------------------------------------|
```

11. Gm7 - From 5th - D

```
|-------------------------------15-18-------------------------|
|-------------------------15-18-----------------------------|
|-------------------12-15-----------------------------------|
|-------------12-15-------------------------------------------|
|-------10-13-------------------------------------------------|
|-10-13-------------------------------------------------------|
```

Gm7 - From 5th - Doubles

```
|-----------------------------------------------------------|
|-----------------------------------------------------------|
|-----------------------------------------------------------|
|-----------------------------------------------------------|
|-----------------------------------------------------------|
|-----------------------------------------------------------|
```

Gm7 - From 5th - Variation

```
|-----------------------------------------------------------|
|-----------------------------------------------------------|
|-----------------------------------------------------------|
|-----------------------------------------------------------|
|-----------------------------------------------------------|
|-----------------------------------------------------------|
```

Part 4 Gm7b5 G-Bb-Db-F 1-b3-b5-b7

12. Gm7b5 from 7th

```
|--------------------6-9-13-15-13-----------------------------------|
|-----------------6-8-------------------------------------|
|-------------3-6-----------------------------------------|
|---------3-5-------------------------------------------|
|-----1-4-----------------------------------------------|
|-1-3---------------------------------------------------|
```

Gm7b5 - From 7th - Doubles

```
|-----------------------------------------------------------|
|-----------------------------------------------------------|
```



```
|-----------------------------------------------------------|
|-----------------------------------------------------------|
|-----------------------------------------------------------|
|-----------------------------------------------------------|
```

Gm7b5 - From 7th - Variation

```
|-----------------------------------------------------------|
|-----------------------------------------------------------|
|-----------------------------------------------------------|
|-----------------------------------------------------------|
|-----------------------------------------------------------|
|-----------------------------------------------------------|
```

13. Gm7b5 from 1st

```
|----------------------9-13-15--------------------------------|
|------------------8-11-------------------------------------|
|-------------6-10--------------------------------------------|
|---------5-8-----------------------------------------------|
|-----4-8---------------------------------------------------|
|-3-6-------------------------------------------------------|
```

Gm7b5 - From 1st - Doubles

```
|-----------------------------------------------------------|
|-----------------------------------------------------------|
|-----------------------------------------------------------|
|-----------------------------------------------------------|
|-----------------------------------------------------------|
|-----------------------------------------------------------|
```

Gm7b5 - From 1st - Variation

```
|-----------------------------------------------------------|
|-----------------------------------------------------------|
|-----------------------------------------------------------|
|-----------------------------------------------------------|
|-----------------------------------------------------------|
|-----------------------------------------------------------|
```

14. Gm7b5 from 3rd

```
|---------------------------13-15-----------------------------|
|--------------------11-14-----------------------------------|
|---------------10-12-----------------------------------------|
|----------8-11---------------------------------------------|
|-----8-10--------------------------------------------------|
|-6-9-------------------------------------------------------|
```

Gm7b5 - From 3rd - Doubles

```
|-----------------------------------------------------------|
|-----------------------------------------------------------|
|-----------------------------------------------------------|
|-----------------------------------------------------------|
|-----------------------------------------------------------|
```



```
|-----------------------------------------------------------------|
```

Gm7b5 - From 3rd - Variation

```
|-----------------------------------------------------------------|
|-----------------------------------------------------------------|
|-----------------------------------------------------------------|
|-----------------------------------------------------------------|
|-----------------------------------------------------------------|
|-----------------------------------------------------------------|
```

15. Gm7b5 from 5th

```
|------------------------------15-18---------------------------|
|-------------------------14-18---------------------------------|
|------------------12-15-------------------------------------|
|------------11-15---------------------------------------------|
|------10-13-------------------------------------------------|
|-9-13--------------------------------------------------------|
```

Gm7b5 - From 5th - Doubles

```
|-----------------------------------------------------------------|
|-----------------------------------------------------------------|
|-----------------------------------------------------------------|
|-----------------------------------------------------------------|
|-----------------------------------------------------------------|
|-----------------------------------------------------------------|
```

Gm7b5 - From 5th - Variation

```
|-----------------------------------------------------------------|
|-----------------------------------------------------------------|
|-----------------------------------------------------------------|
|-----------------------------------------------------------------|
|-----------------------------------------------------------------|
|-----------------------------------------------------------------|
```